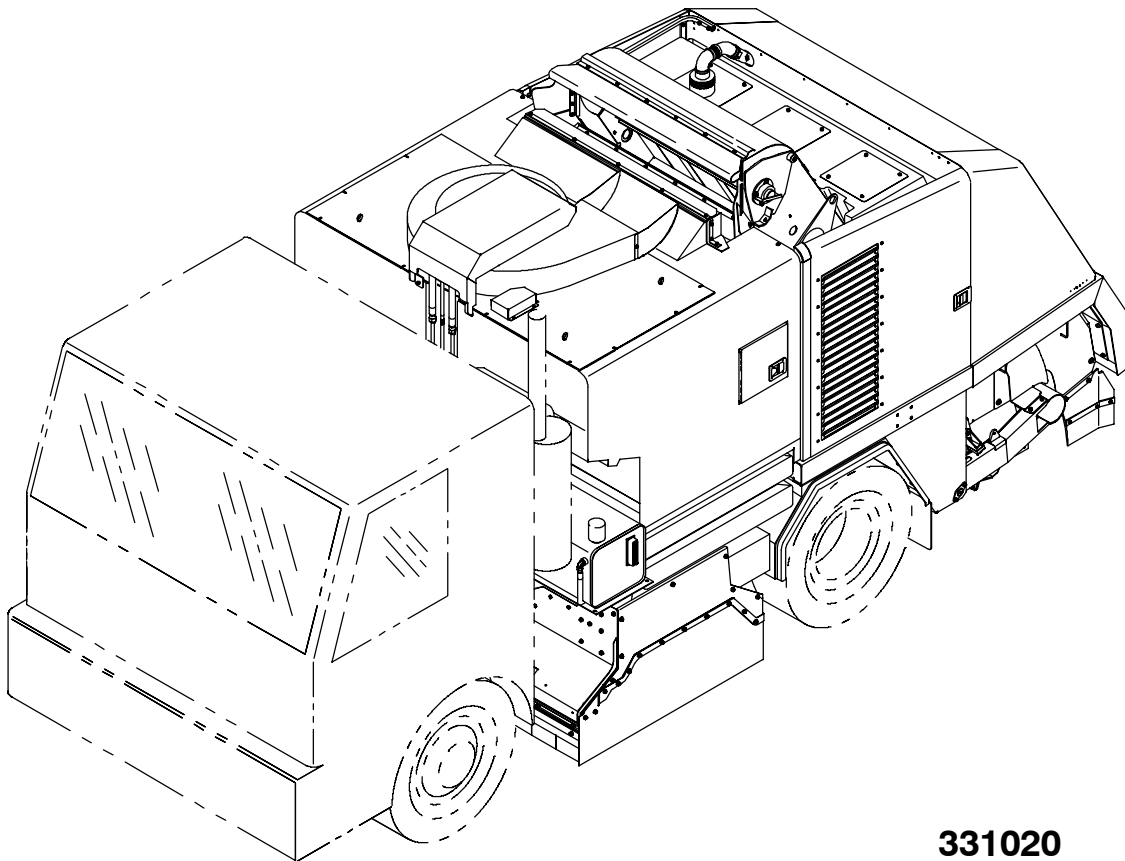




# CENTURION®

Parts Manual  
(002001- )



331020

Rev. 02





This manual is furnished with each new TENNANT Model Centurion.

This manual consists of the How To Use This Manual; Standard Parts; Options; Breakdowns; and Cross Reference sections.

**MACHINE DATA**

*Please fill out at time of installation for future reference.*

Machine Model Number - Centurion

Machine Serial Number - \_\_\_\_\_

Machine Options - \_\_\_\_\_

TENNANT Representative/phone no. - \_\_\_\_\_

Customer ID Number - \_\_\_\_\_

Date of Installation - \_\_\_\_\_

Manual Number - 331020

Revision: 02

Published: 9-05

Tennant Company  
PO Box 1452  
Minneapolis, MN 55440  
Phone: (800) 553-8033 or (763) 513-2850  
[www.tennantco.com](http://www.tennantco.com)

## HOW TO USE THIS MANUAL

This section on *HOW TO USE THIS MANUAL* will tell you how to:


- Find important machine information for ordering correct repair parts.
- Find TENNANT part numbers.
- Order TENNANT parts and supplies.

---

### IMPORTANT INFORMATION

---


When placing an order for parts, the machine model and machine serial number are important. Refer to the *MACHINE DATA* box which is filled out during the installation of your machine. The *MACHINE DATA* box is located on the inside of the front cover of this manual.



The model name of your machine is on the side of the machine.



The serial number of your machine is printed on the machine data plate located as shown.



# HOW TO USE THIS MANUAL

## FINDING A TENNANT PART NUMBER

This manual contains the following sections:

- HOW TO USE THIS MANUAL
- STANDARD PARTS
- OPTIONS
- BREAKDOWNS
- CROSS REFERENCE

The STANDARD PARTS section lists repair parts for standard machines. They are grouped in this general order:

- General wear parts.
- Machine frame and related parts.
- Machine propelling system.
- Scrubbing components.
- Electrical parts.

The OPTION section lists repair parts of options.


The BREAKDOWN section lists available repair parts of major components.

All sections in this manual consist of parts illustrations and corresponding parts lists.

The parts illustrations are numbered with **Ref** numbers which refer to corresponding parts lists.

The parts lists include a number of columns of information:

- **Ref** - column refers to the reference number on the parts illustration.  
 ▽ - indicates the part is an assembly.  
 ▲ - indicates the part is included in the assembly listed just before it.
- **TENNANT Part No.** - column lists the TENNANT part number for the part.
- **Serial Number** - column indicates the set of machines the part number is applicable to. Serial numbers change when the machine design has been modified. The most current design of the machine is shown in the main illustration, older designs are boxed in a corner of the illustration.
- **Description** - column is a brief description of the part.
- **Qty.** - column lists the quantity of that part used in that area of the machine.




Ref.	Part No.	Description	Qty.
1	2100	...	1
2	2101	...	1
3	2102	...	1
4	2103	...	1
5	2104	...	1
6	2105	...	1
7	2106	...	1
8	2107	...	1
9	2108	...	1
10	2109	...	1
11	2110	...	1
12	2111	...	1
13	2112	...	1
14	2113	...	1
15	2114	...	1
16	2115	...	1
17	2116	...	1
18	2117	...	1
19	2118	...	1
20	2119	...	1
21	2120	...	1
22	2121	...	1
23	2122	...	1
24	2123	...	1
25	2124	...	1
26	2125	...	1
27	2126	...	1
28	2127	...	1
29	2128	...	1
30	2129	...	1
31	2130	...	1
32	2131	...	1
33	2132	...	1
34	2133	...	1
35	2134	...	1
36	2135	...	1
37	2136	...	1
38	2137	...	1
39	2138	...	1
40	2139	...	1
41	2140	...	1
42	2141	...	1
43	2142	...	1
44	2143	...	1
45	2144	...	1
46	2145	...	1
47	2146	...	1
48	2147	...	1
49	2148	...	1
50	2149	...	1
51	2150	...	1
52	2151	...	1
53	2152	...	1
54	2153	...	1
55	2154	...	1
56	2155	...	1
57	2156	...	1
58	2157	...	1
59	2158	...	1
60	2159	...	1
61	2160	...	1
62	2161	...	1
63	2162	...	1
64	2163	...	1
65	2164	...	1
66	2165	...	1
67	2166	...	1
68	2167	...	1
69	2168	...	1
70	2169	...	1
71	2170	...	1
72	2171	...	1
73	2172	...	1
74	2173	...	1
75	2174	...	1
76	2175	...	1
77	2176	...	1
78	2177	...	1
79	2178	...	1
80	2179	...	1
81	2180	...	1
82	2181	...	1
83	2182	...	1
84	2183	...	1
85	2184	...	1
86	2185	...	1
87	2186	...	1
88	2187	...	1
89	2188	...	1
90	2189	...	1
91	2190	...	1
92	2191	...	1
93	2192	...	1
94	2193	...	1
95	2194	...	1
96	2195	...	1
97	2196	...	1
98	2197	...	1
99	2198	...	1
100	2199	...	1



**NOTE:** If a service kit is installed on your machine, be sure to keep the **INSTRUCTION BULLETIN** which came with the kit. It contains repair parts numbers needed for ordering future parts.

**NOTE:** Fasteners used in this machine may be metric or non-metric. Take care when replacing hardware to replace with same thread size.



## PLACING AN ORDER

Orders may be placed by phone, fax, or by mail. Phone orders may need written confirmation. Follow the steps below to insure prompt delivery:

1. Identify the model number of your machine.
2. Identify the serial number of your machine.
3. Find the part number of the part you need. Do not order by page number or reference number. If you are not able to find the part number, call your TENNANT representative for help or send the old part as a sample.
4. Determine the quantity of the part you need.
5. Provide the following company information:
  - Company name
  - Customer ID Number
  - Shipping address
  - Billing address
  - First and last name of person ordering parts
  - Telephone number
  - Purchase order number
6. Provide definitive shipping instructions.

## HOW TO USE THIS MANUAL

---

Any claim for loss or damage to a shipment in transit should be filed promptly with the transportation company making the delivery. Shipments will be complete unless the packing list or order acknowledgement indicates items back ordered.

If parts received are suspected to be incorrect or defective, please contact the TENNANT representative from whom you ordered the part. They will give authorization for return and/or handle replacement shipments when required.

# SECTION 2

<b>Contents</b>	<b>Page</b>
Fig. 1 - Recommended General Maintenance Items	2-2
Fig. 2 - Replacement Brushes	2-3
Fig. 3 - Main Frame Group	2-4
Fig. 4 - Right Door Group	2-6
Fig. 5 - Left Door Group	2-8
Fig. 6 - Rear Lights Group	2-10
Fig. 7 - Fender Group	2-12
Fig. 8 - Rear Door Group	2-14
Fig. 9 - Fuel Tank Group	2-16
Fig. 10 - Conveyor Frame and Shrouds Group	2-18
Fig. 11 - Conveyor Drive Group	2-20
Fig. 12 - Conveyor Lift Group	2-22
Fig. 13 - Conveyor Torque Tube And Spring Group	2-24
Fig. 14 - Upper Conveyor Skirts Group	2-26
Fig. 15 - Lower Conveyor Skirts Group	2-28
Fig. 16 - Conveyor Bearing Lube Group (002001-002081)	2-30
Fig. 17 - Conveyor Bearing Lube Group (002082-002499)	2-32
Fig. 18 - Conveyor Bearing Lube Group (002500- )	2-34
Fig. 19 - Main Brush And Drag Shoe Lift Arms Group	2-36
Fig. 20 - Main Brush Bar and Cam Lock Group	2-38
Fig. 21 - Main Brush Drive Group	2-40
Fig. 22 - Right Main Brush Arm And Drag Shoe Group	2-42
Fig. 23 - Left Main Brush Arm And Drag Shoe Group	2-44
Fig. 24 - Main Brush Skirts And Shield Group	2-46
Fig. 25 - Right Gutter Broom Motor Group	2-48
Fig. 26 - Right Gutter Broom Lift Group	2-50
Fig. 27 - Gutter Broom Debris Deflector Group	2-52
Fig. 28 - Hopper Group	2-54
Fig. 29 - Hopper Base Group	2-56
Fig. 30 - Hopper Vacuum Fan Group	2-58
Fig. 31 - Hopper Full Sensor Group	2-60
Fig. 32 - Hopper Filter Bag Group	2-62
Fig. 33 - Upper Hopper Lift Group	2-64
Fig. 34 - Lower Hopper Lift Group	2-66
Fig. 35 - Water Tank Group	2-68
Fig. 36 - Water Pump Group (002001-002079)	2-70
Fig. 37 - Water Pump Group (002082- )	2-72
Fig. 38 - PTO and Drive Shafts Group	2-74

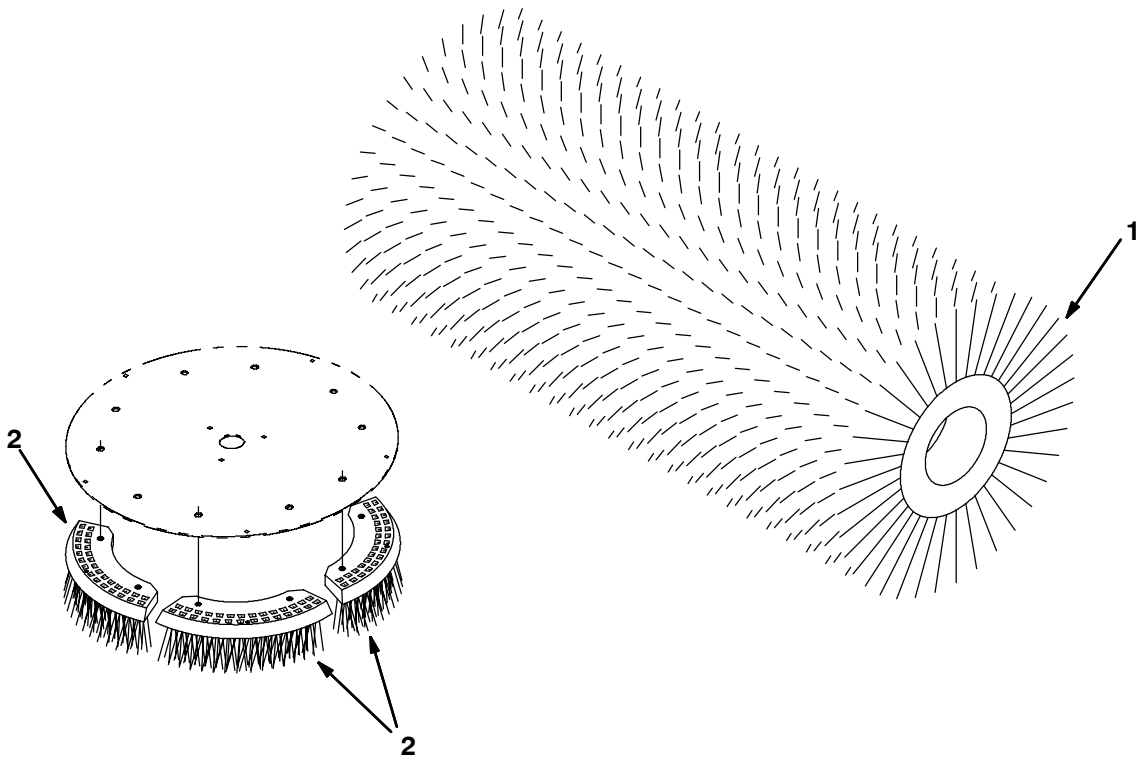
<b>Contents</b>	<b>Page</b>
Fig. 39 - Hydraulic Schematic	2-76
Fig. 39 - Hydraulic Schematic	2-77
Fig. 39 - Hydraulic Schematic	2-78
Fig. 40 - Hydraulic Reservoir Group	2-80
Fig. 41 - Hydraulic Pumps Group	2-82
Fig. 42 - Hydraulic Cooler and Charge Valve Group	2-84
Fig. 43 - Hydraulic Hopper Scizzors Group	2-86
Fig. 44 - Hydraulic Hopper Valve and Shaker Motor Group	2-88
Fig. 45 - Hydraulic Hopper Door and Tilt Cylinders Group	2-90
Fig. 46 - Hydraulic Hopper Lift Group	2-92
Fig. 47 - Hydraulic Conveyor Valve and Cylinders Group	2-94
Fig. 48 - Hydraulic Main Brush Valve and Cylinders Group	2-98
Fig. 49 - Electrical Relay Group	2-100
Fig. 50 - Instrument Panel Group (002001-002499)	2-102
Fig. 51 - Instrument Panel Group (002500-002999)	2-106
Fig. 52 - Instrument Panel Group (003000- )	2-110
Fig. 53 - Circuit Breaker and Relay Group	2-114
Fig. 54 - Electrical Schematic (002001-002499)	2-116
Fig. 55 - Electrical Schematic (002500- )	2-128
Fig. 56 - Wire Harnesses Group (002001-002499)	2-142
Fig. 57 - Wire Harnesses Group (002500- )	2-160
Fig. 58 - Air Precleaner Filter Group	2-178
Fig. 59 - Miscellaneous Cab Parts	2-180
Fig. 60 - Label Group	2-182

# STANDARD PARTS

Fig. 1 - Recommended General Maintenance Items

Ref.	Tennant Part No.	Machine Serial Number	Description	Qty.
	372441	(002001-	) Filter, Oil	1
	372442	(002001-002499	) Filter, Fuel	1
	9001424	(002500-	) Filter, Fuel, [Gmc Duramax 04i]	1
	372443	(002001-	) Element, Filter, Air, Primary	1
	371745	(002001-	) Element, Filter, Air, Safety	1
	371746	(002001-	) Filter, Fluid, Transmission	1
	31613	(002001-	) Strainer, Hyd, 25gpm 100mesh Psi	1
	394233	(002001-	) Cable, Lift, Brush	1
	394234	(002001-	) Cable, Lift, Shield	1
	394279	(002001-	) Strip, Rbr, 0.75 03.50w 37.1l	1
	394374	(002001-	) Skirt, Recirculation	1
	394382	(002001-	) Skirt, Conveyor	1
	394393	(002001-	) Skirt, Conveyor	1
	394399	(002001-	) Skirt, Conveyor	1
	394554	(002001-	) Bearing, Pivot, 1.0b .87l [Duralon]	1
	394575	(002001-	) Belt, Conveyor	1
	394779	(002001-	) Tube Wldt, Conveyor, Upper	1
	394780	(002001-	) Tube Wldt, Conveyor, Lower	1
	395073	(002001-	) Seal, Side, Lower	1
	395074	(002001-	) Skirt	1
	395100	(002001-	) Shoe, Drag, Lh	1
	395101	(002001-	) Shoe, Drag, Rh	1
	395517	(002001-	) Strainer, 40 Mesh	1
	395535	(002001-	) Plate, Hinge, Skirt	1
	395637	(002001-	) Seal, Conveyor, Side, Bottom	1
	395638	(002001-	) Seal, Conveyor, Side, Top	1
	395640	(002001-	) Seal, Conveyor, Front	1
	395686	(002001-	) Seal, Conveyor, Top	1
	395711	(002001-	) Sleeve, Roller	1
	395733	(002001-	) Skirt, Sppt	1
	395734	(002001-	) Skirt, Wedge	1
	395806	(002001-	) Skirt, Recirculation	1
	396397	(002001-	) Breather, Hyd, .03 Mic	1
	360074	(002001-	) Bearing, Ball, 1.18b 2.44d 0.63w	1
	761108	(002001-	) Bearing, Flange	1
	761111	(002001-	) Bearing, Flange	1
	761128	(002001-	) Pin, Plug, Brush	1
	761131	(002001-	) Plug, Guide, Brush	1
	761289	(002001-	) Bearing, Flange	1
	394276	(002001-	) Bushing, Sleeve, 1.875b 2.062d 1.5l, Bnz	1
	65869-5	(002001-	) Oil, Hyd, 15/40, 05gal	1
	65870-5	(002001-	) Oil, Hyd, 15/20, 05gal	1
	9000119	(002001-	) Oil, Hyd, Syn, 5 Gal	1
	1009169	(002001-	) Paint, Airdry, [Hawk Gray], 12oz	1
	1009170	(002001-	) Paint, Airdry, [Gm White], 12oz	1
	372444	(002001-	) Element, Dryer, Air [Gmc Duramax]	1
	9000688		Paint Kit, Ure, Gal [Hawk Gray] .....	1
	9000689		Paint Kit, Ure, Gal [GM White] .....	1

Fig. 2 - Replacement Brushes



353770

Ref.	Tennant Part No.	Machine Serial Number	Description	Qty.
1	396297	(002001-	) Brush, Main, Swp, 68l, Pyp	1
2	394649	(002001-	) Brush Set, Side, Segment, Flt Wir (Set of five)	1
2	395504	(002001-	) Brush Set, Side, Segment, Pyp (Set of five)	1
2	395505	(002001-	) Brush Set, Side, Segment, Pyp, Flt Wir (Set of five)	1

Fig. 3 - Main Frame Group

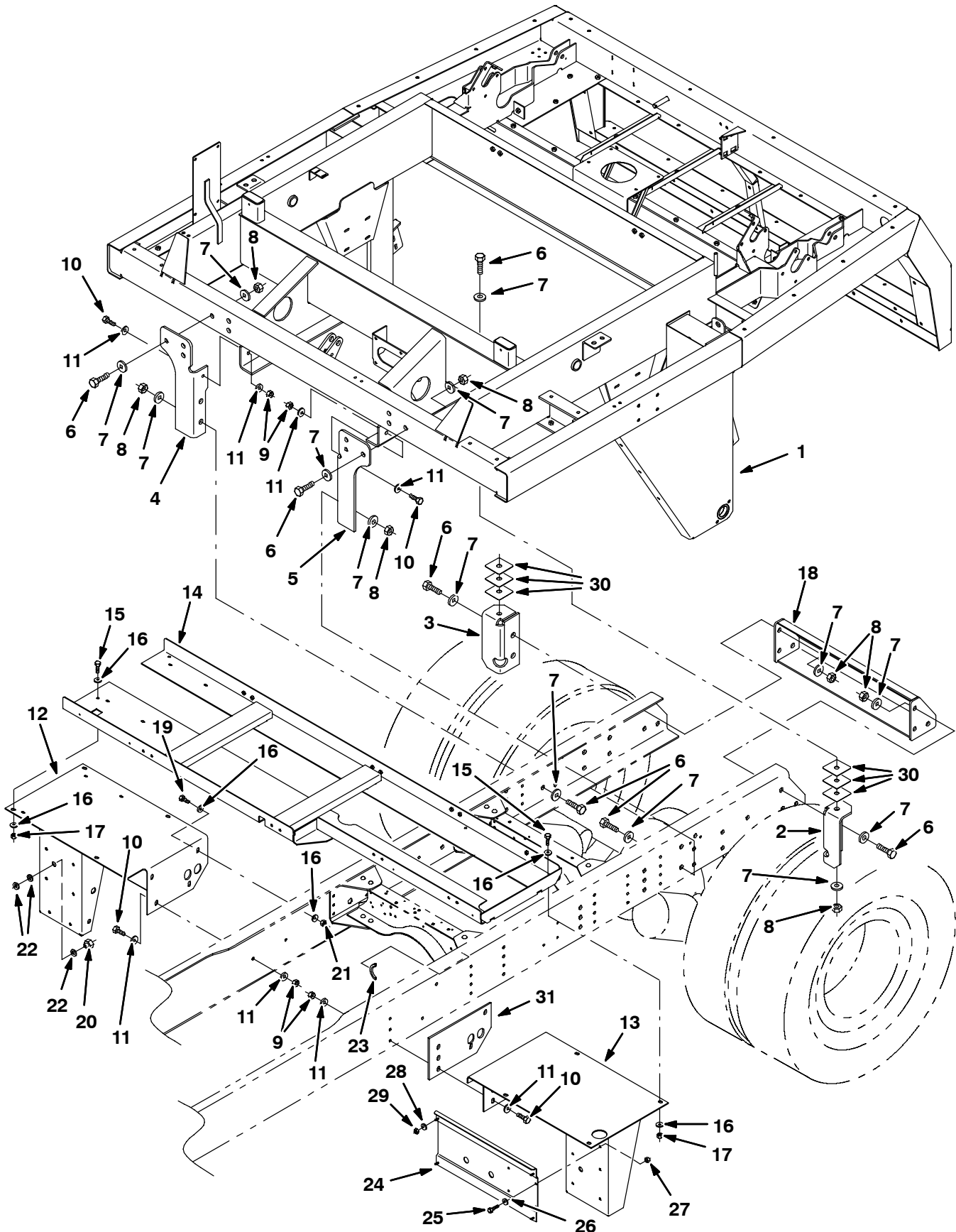


Fig. 3 - Main Frame Group

Ref.	Tennant Part No.	Machine Serial Number	Description	Qty.
1	9000261	(002001-	) Frame, W/ Label	1
2	394175	(002001-	) Angle, Mtg, Lh	1
3	394176	(002001-	) Angle, Mtg, Rh	1
4	394177	(002001-	) Angle, Mtg, Rh	1
5	394178	(002001-	) Angle, Mtg, Lh	1
6	394841	(002001-	) Screw, Hex, M20 X 2.5 X 60, 10.9	16
7	32495	(002001-	) Washer, Flat, .75 Hard	32
8	394842	(002001-	) Nut, Hex, Std, M20 X 2.5 , 10	16
9	394326	(002001-	) Nut, Hex, Std, M12 X 1.75, 10	10
10	394349	(002001-	) Screw, Hex, M12 X 1.75 X 45, 10.9 Pltd	10
11	32493	(002001-	) Washer, Flt, .50 Std	16
12	1009958	(002001-	) Mount Wldt, Rh	1
13	396306	(002001-	) Mount Wldt, Lh, Tank	1
14	1009612	(002001-	) Bracket Wldt, Sppt, Tank	1
15	39284	(002001-	) Screw, Hex, M10 X 1.5 X 35, 8.8	4
16	32492	(002001-	) Washer, Flt, .38 Std	10
17	41430	(002001-	) Nut, Hex, Lock, M10 X 1.5, NI	4
18	1008450	(002001-	) Crossmember Wldt	1
19	368176	(002001-	) Screw, Hex, M10 X 1.5 X 35, 10.9	1
20	395519	(002001-	) Nut, Hex, Extn, M12 X 1.75	1
21	39313	(002001-	) Nut, Hex, Std, M12 X 1.75	1
22	86610	(002001-	) Washer, 0.75b 1.25d .12, Stl, PI	3
23	761237	(002001-	) Molding, Trim, Vyl, .19, 9.0l	4
24	395658	(002001-	) Bracket, Mtg	1
25	09010	(002001-	) Screw, Hex, M08 X 1.25 X 25, Ss	4
26	01685	(002001-	) Washer, Flt, .31 Ss	4
27	08713	(002001-	) Nut, Hex, Lock, M08 X 1.25,NI, Ss	4
28	32491	(002001-	) Washer, Flt, .31 Std	4
29	08709	(002001-	) Nut, Hex, Lock, M08 X 1.25,NI	4
30	396616	(002001-	) Shim, Frame	6
31	1008540	(002001-	) Plate, Adaptor, Lh	1

Fig. 4 - Right Door Group

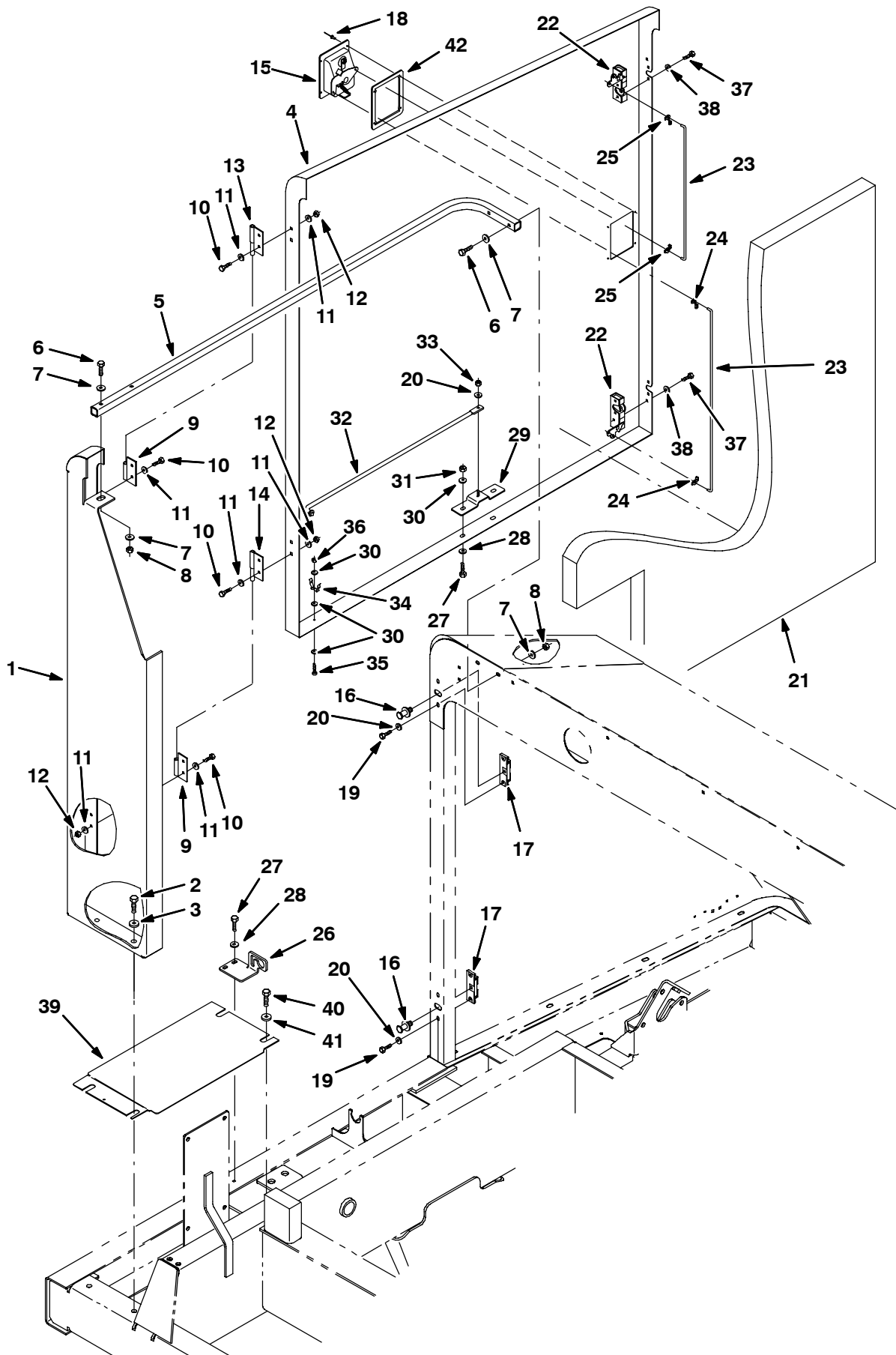




Fig. 4 - Right Door Group

Ref.	Tennant Part No.	Machine Serial Number	Description	Qty.
1	395277	(002001-	) Bracket Wldt, Mtg, Door, Rh, White	1
2	03192	(002001-	) Screw, Hex, M10 X 1.5 X 30, 8.8	2
3	395119	(002001-	) Washer, 0.41b 1.38d .12, Stl	2
4	9000208	(002001-	) Door, Rh, White, W/ Label	1
5	394798	(002001-	) Tube, Brace	1
6	06956	(002001-	) Screw, Hex, M 8 X 1.25 X 45, 8.8	3
7	32491	(002001-	) Washer, Flat, 0.31 Std	6
8	08709	(002001-	) Nut, Hex, Lock, M 8 X 1.25 NI	3
9	394963	(002001-	) Hinge Wldt	2
10	06943	(002001-	) Screw, Hex, M 6 X 1.0 X 20, 8.8	8
11	32490	(002001-	) Washer, Flat, 0.25 Std	16
12	08708	(002001-	) Nut, Hex, Lock, M 6 X 1.0, NI	8
13	394972	(002001-	) Hinge Wldt, W/ Pin	1
14	394973	(002001-	) Hinge Wldt, W/ Pin	1
15	396748	(002001-	) Handle, Door	1
16	396415	(002001-	) Bolt, Latch, 0.500d, 0.940l, .38-16thrd	2
17	396416	(002001-	) Nut, Cage, Latch, .38-16	2
18	1012372	(002001-	) Rivet, Blind, .156d X .46 X .31, Ss	4
19	01696	(002001-	) Screw, Hex, .25-20 X 0.50, Ss	4
20	01684	(002001-	) Washer, Flat, 0.25 Ss	5
21	394815	(002001-	) Panel, Door, Pys, Rh	1
22	396746	(002001-	) Latch, Rh	2
23	1006446	(002001-	) Rod, Actuator	2
24	396749	(002001-	) Retainer, Clip	2
25	396773	(002001-	) Retainer, Clip	2
26	1002462	(002001-	) Bracket, Catch, Rod	1
27	09740	(002001-	) Screw, Hex, M 8 X 1.25 X 20, Ss	4
28	01685	(002001-	) Washer, Flat, 0.31 Ss	4
29	1002768	(002001-	) Bracket Wldt, Mtg, Rod	1
30	19064	(002001-	) Washer, Flat, #06	5
31	08713	(002001-	) Nut, Hex, Lock, M 8 X 1.25, NI, Ss	2
32	360429	(002001-	) Rod	1
33	08712	(002001-	) Nut, Hex, Lock, M 6 X 1.0, NI, Ss	1
34	23446	(002001-	) Clip, Finger Grip, 0.31-0.75d	1
35	09146	(002001-	) Screw, Pan, M 3 X 0.5 X 12, 4.8	1
36	01754	(002001-	) Nut, Hex, Std, M03X0.5	1
37	08716	(002001-	) Screw, Hex, M 6 X 1.0 X 20, Ss	6
38	07785	(002001-	) Nut, Hex, Std, M06 X 1.0 , Ss	6
39	1007004	(002001-	) Plate, Cover	1
40	370181	(002001-	) Screw, Hex, M10 X 1.5 X 25, 10.9	2
41	32492	(002001-	) Washer, Flat, 0.38 Std	2
42	1012196	(002001-	) Gasket	1

Fig. 5 - Left Door Group

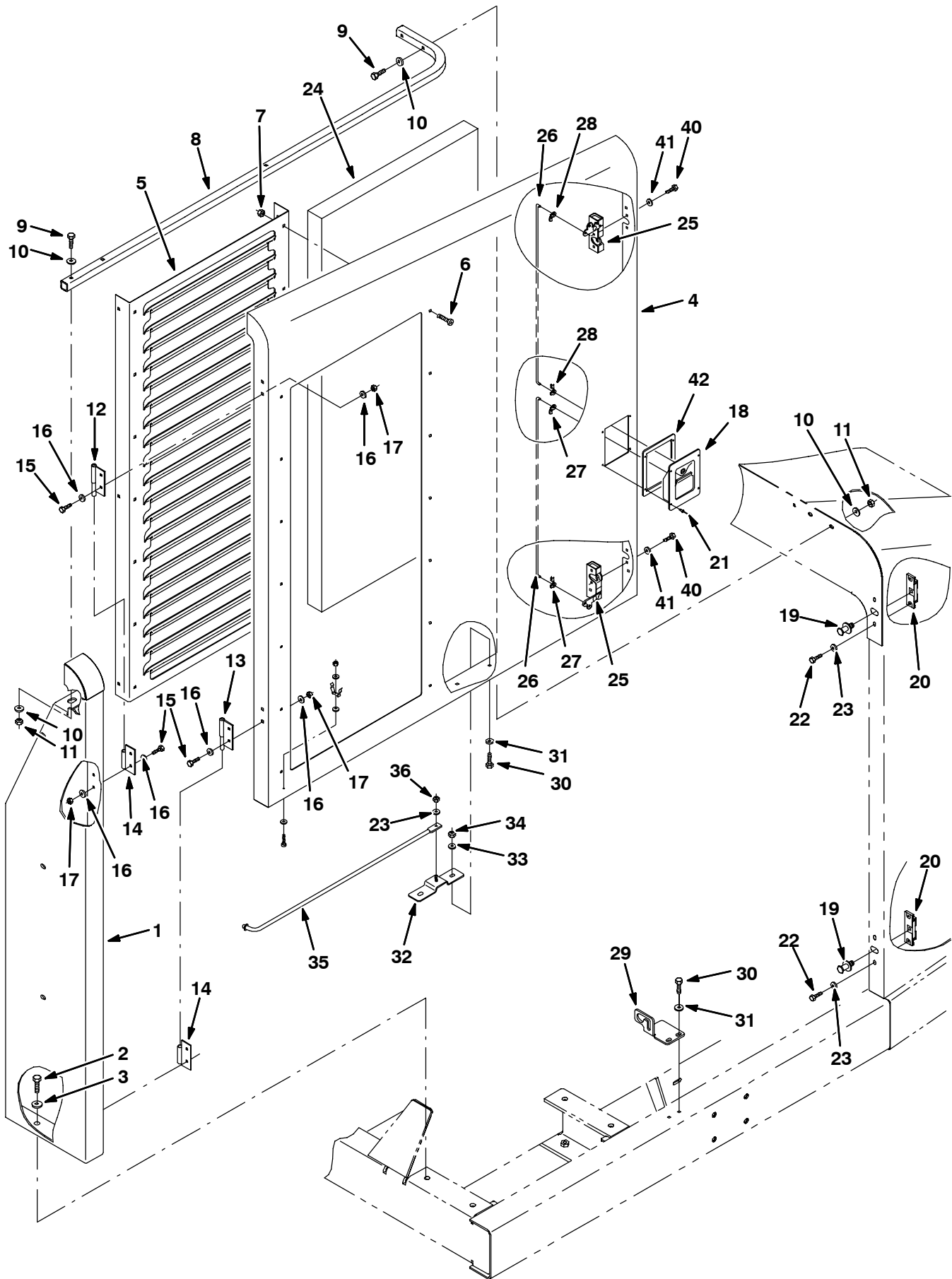


Fig. 5 - Left Door Group

Ref.	Tennant Part No.	Machine Serial Number	Description	Qty.
1	395274	(002001-	) Bracket Wldt, Mtg, Door, Lh, White	1
2	03192	(002001-	) Screw, Hex, M10 X 1.5 X 30, 8.8	6
3	395119	(002001-	) Washer, 0.41b 1.38d .12, Stl	6
4	1006633	(002001-	) Door, Lh, White	1
5	396328	(002001-	) Louver, Door, White	1
6	363503	(002001-	) Screw, Pan, M06 X 1.0 X 12, Ss	14
7	07790	(002001-	) Nut, Hex, Flng, M06 X 1.0	14
8	394798	(002001-	) Tube, Brace	1
9	06956	(002001-	) Screw, Hex, M08 X 1.25 X 45, 8.8	3
10	32491	(002001-	) Washer, Flt, .31 Std	6
11	08709	(002001-	) Nut, Hex, Lock, M08 X 1.25,NI	3
12	64543	(002001-	) Hinge Wldt, Door, Side, W/ Pin	1
13	70628	(002001-	) Hinge Wldt, Side, W/ Pin	1
14	64545	(002001-	) Hinge Wldt, W/ Tube	2
15	06943	(002001-	) Screw, Hex, M06 X 1.0 X 20, 8.8	8
16	32490	(002001-	) Washer, Flt, .25 Std	16
17	08708	(002001-	) Nut, Hex, Lock, M06 X 1.0, NI	8
18	396748	(002001-	) Handle, Door	1
19	396415	(002001-	) Latch, Bolt, .38-16	1
20	396416	(002001-	) Latch, Nut, .38-16	2
21	1012372	(002001-	) Rivet, Blind, .156d X .46 X .31, Ss	4
22	01696	(002001-	) Screw, Hex, .25-20 X 0.50, Ss	4
23	01684	(002001-	) Washer, Flt, .25 Ss	5
24	394816	(002001-	) Panel, Door, Pys, Lh	1
25	396747	(002001-	) Latch, Lh	2
26	1006446	(002001-	) Rod, Actuator	2
27	396749	(002001-	) Retainer, Clip	2
28	396773	(002001-	) Retainer, Clip	2
29	1002462	(002001-	) Bracket, Catch, Rod	1
30	09740	(002001-	) Screw, Hex, M 8 X 1.25 X 20, Ss	4
31	01685	(002001-	) Washer, Flat, 0.31 Ss	4
32	1002768	(002001-	) Bracket Wldt, Mtg, Rod	1
33	19064	(002001-	) Washer, Flat, #06	5
34	08713	(002001-	) Nut, Hex, Lock, M 8 X 1.25, NI, Ss	2
35	360429	(002001-	) Rod	1
36	08712	(002001-	) Nut, Hex, Lock, M 6 X 1.0, NI, Ss	1
37	23446	(002001-	) Clip, Finger Grip, 0.31-0.75d	1
38	09146	(002001-	) Screw, Pan, M 3 X 0.5 X 12, 4.8	1
39	07154	(002001-	) Nut, Hex, Std, M03X0.5	1
40	08716	(002001-	) Screw, Hex, M 6 X 1.0 X 20, Ss	6
41	07785	(002001-	) Nut, Hex, Std, M06 X 1.0 , Ss	6
42	1012196	(002001-	) Gasket	1

Fig. 6 - Rear Lights Group

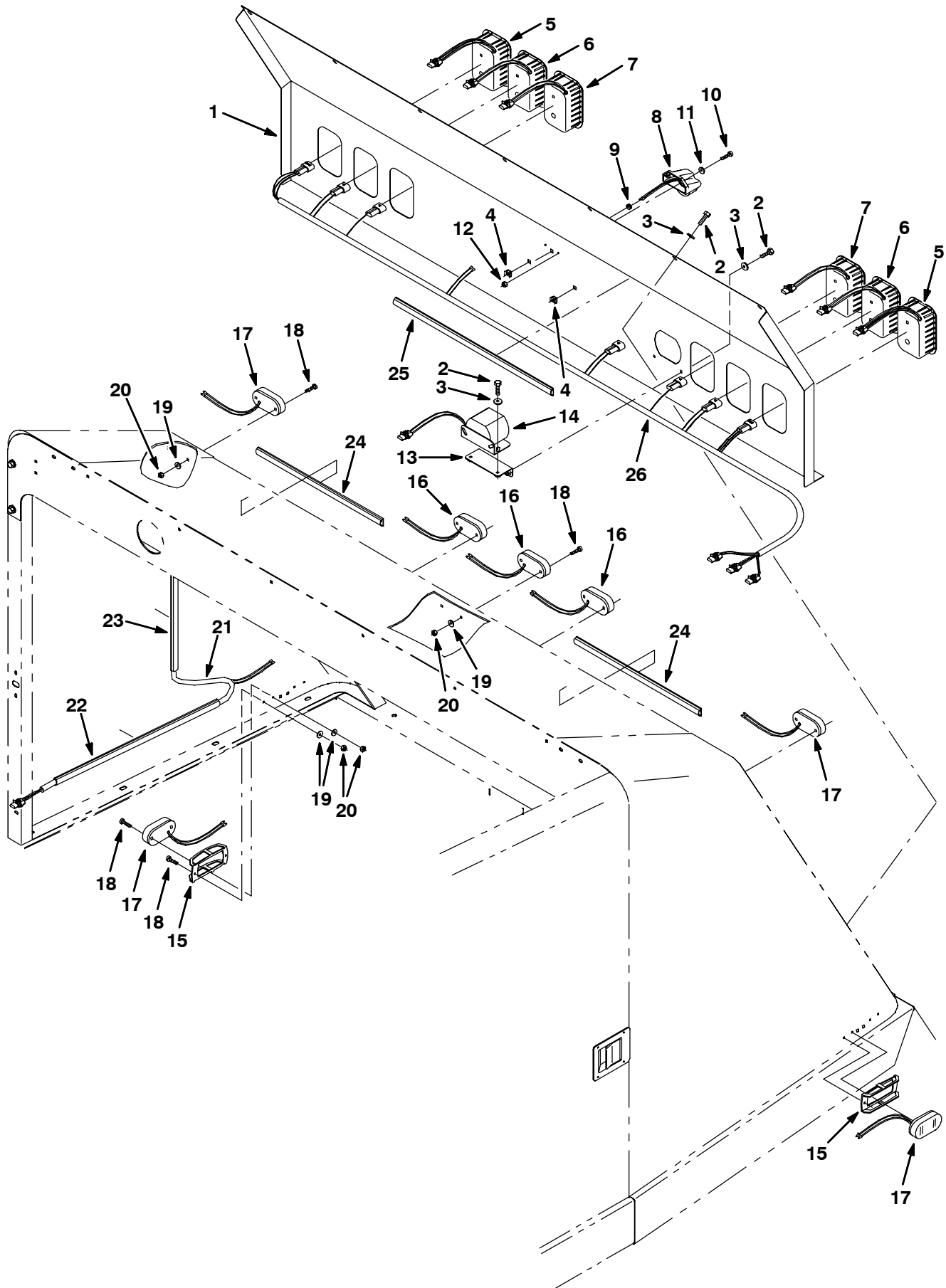


Fig. 6 - Rear Lights Group

Ref.	Tennant Part No.	Machine Serial Number	Description	Qty.	
1	395539	(002001-	) Cover, Rear	1	
2	09740	(002001-	) Screw, Hex, M08 X 1.25 X 20, Ss	18	
3	01685	(002001-	) Washer, Flt, .31 Ss	18	
4	41665	(002001-	) Nut, Speed, Retainer, .25-20 [.025-.063]	2	
▽	5	396453	(002001-	) Lamp Assy, Red , 12v [3 Wire]	2
▲	45780	(002001-	) Lamp, 12vdc, 0.5a Watt 04cp [#1157]	1	
▽	6	396451	(002001-	) Lamp Assy, Red, 12v [2 Wire]	2
▲	45779	(002001-	) Lamp, 12vdc, 2.1a Watt 32c [#1156]	1	
▽	7	396455	(002001-	) Lamp Assy, Reverse, 12v	2
▲	45779	(002001-	) Lamp, 12vdc, 2.1a Watt 32c [#1156]	1	
8	396457	(002001-	) Lamp Assy, License, 12v	1	
9	10632-16	(002001-	) Grommet, Rbr, 0.31id, F/ 0.4h, .06matl	1	
10	24196	(002001-	) Screw, Pan, M05 X 0.8 X 20, Ss	2	
11	01683	(002001-	) Washer, Flt, #10 Ss	2	
12	09739	(002001-	) Nut, Hex, Lock, M05 X 0.8, NI, Ss	2	
13	395540	(002001-	) Bracket, Mtg, Alarm	1	
14	396458	(002001-	) Alarm, Backup, 12-24vdc, 82-107dba	1	
15	396461	(002001-	) Guard, Lamp	2	
▽	16	396452	(002001-	) Lamp Assy, Marker/Red, 12v	3
▲	87948	(002001-	) Lamp, 12vdc, . A Cp [#194]	1	
▽	17	396454	(002001-	) Lamp Assy, Reflector/Red, 12v	4
▲	87948	(002001-	) Lamp, 12vdc, . A Cp [#194]	1	
18	06928	(002001-	) Screw, Pan, M04 X 0.7 X 20, 4.8	20	
19	19064	(002001-	) Washer, Flt, #06	20	
20	02850	(002001-	) Nut, Hex, Lock, M04 X 0.7, NI	20	
21	394931	(002001-	) Harness, Marker Lights, [Centurion]	1	
22	77375	(002001-	) Duct, Vyl, 0.40 X 0.75 .25d 24.0l	1	
23	396431	(002001-	) Duct, Vyl, 33.0l	1	
24	78732	(002001-	) Duct, Vyl, 0.40 X 0.75 .25d 19.0l	2	
25	55973	(002001-	) Duct, Vyl, 0.74 X 1.50 .75d Max 24.0l	1	
26	394914	(002001-	) Harness, Taillight, [Centurion]	1	

Fig. 7 - Fender Group

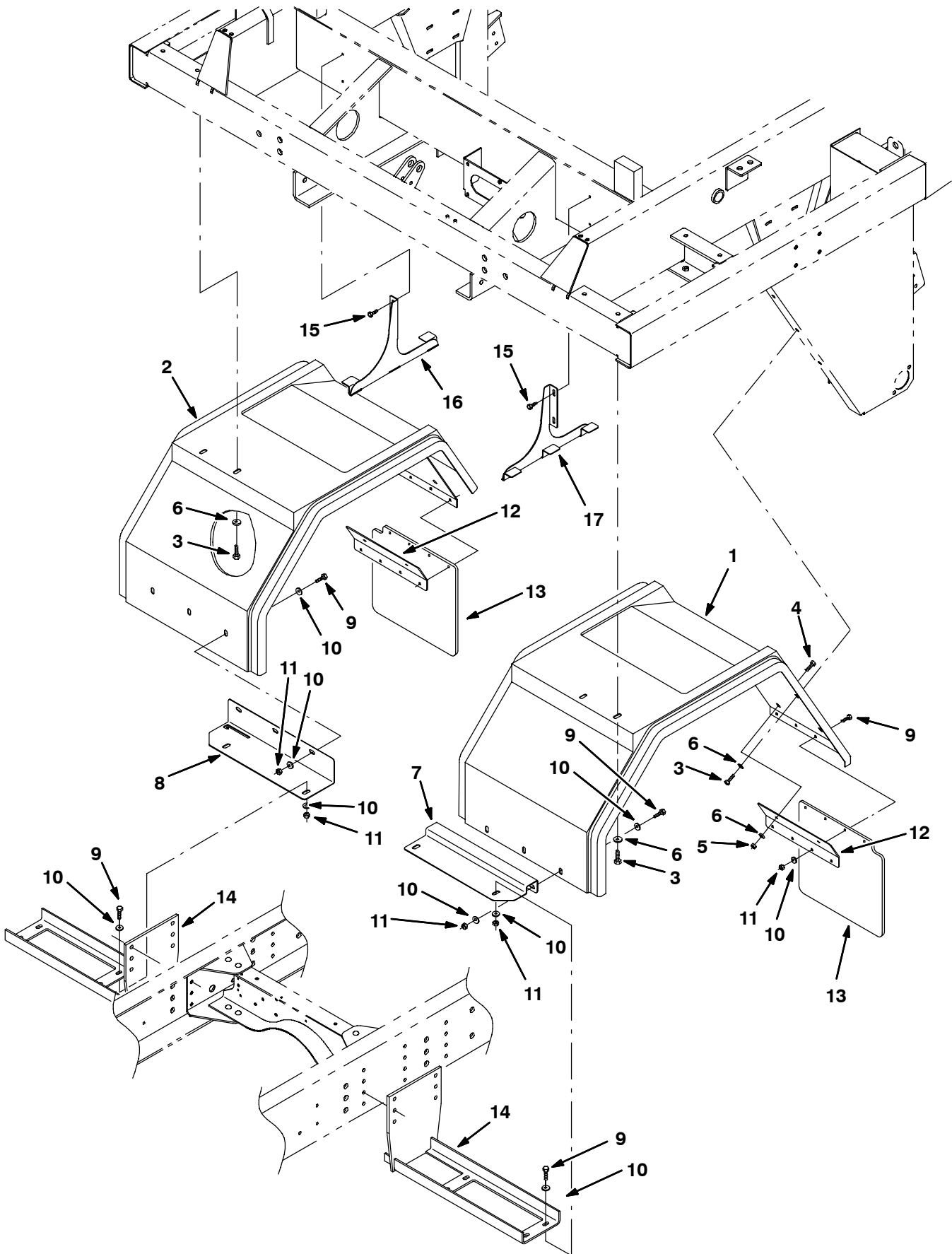


Fig. 7 - Fender Group

Ref.	Tennant Part No.	Machine Serial Number	Description	Qty.
1	395994	(002001-	) Fender, Plstc, Lh	1
2	395995	(002001-	) Fender, Plstc, Rh	1
3	09770	(002001-	) Screw, Hex, M10 X 1.5 X 25, Ss, NI	12
4	09028	(002001-	) Screw, Hex, M10 X 1.5 X 25, Ss	2
5	41430	(002001-	) Nut, Hex, Lock, M10 X 1.5, NI	2
6	395119	(002001-	) Washer, 0.41b 1.38d .12, Stl	16
7	1009865	(002001-	) Bracket, Fender, Lh	1
8	1009872	(002001-	) Bracket, Fender, Rh	1
9	09010	(002001-	) Screw, Hex, M 8 X 1.25 X 25, Ss	15
10	01685	(002001-	) Washer, Flat, 0.31 Ss	24
11	08713	(002001-	) Nut, Hex, Lock, M 8 X 1.25, NI, Ss	15
12	395143	(002001-	) Bracket, Flap	2
13	395142	(002001-	) Skirt, Flap	2
14	1009839	(002001-	) Mount Wldt, Tank, Air	2
▽	9001192	(002596-	) Support Kit, Rear Fender, Modif	1
▲	15 76099	(002596-	) Screw, Hex, M8 X 1.25 X 25, Fmg	4
▲	16 1020275	(002596-	) Support Wldt, Fender, Rear, Rh	1
▲	17 1020315	(002596-	) Support Wldt, Fender, Rear, Lh	1

Fig. 8 - Rear Door Group

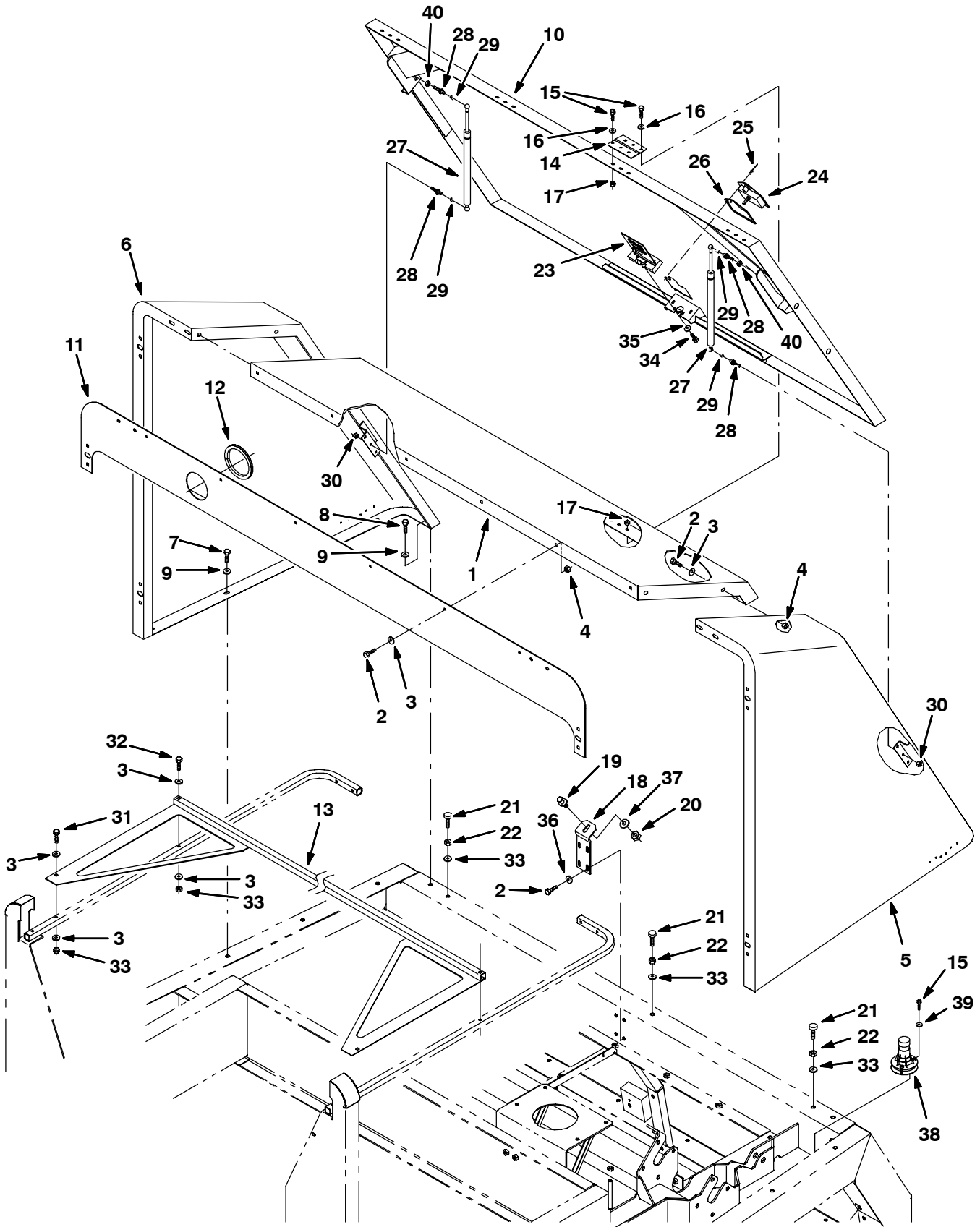
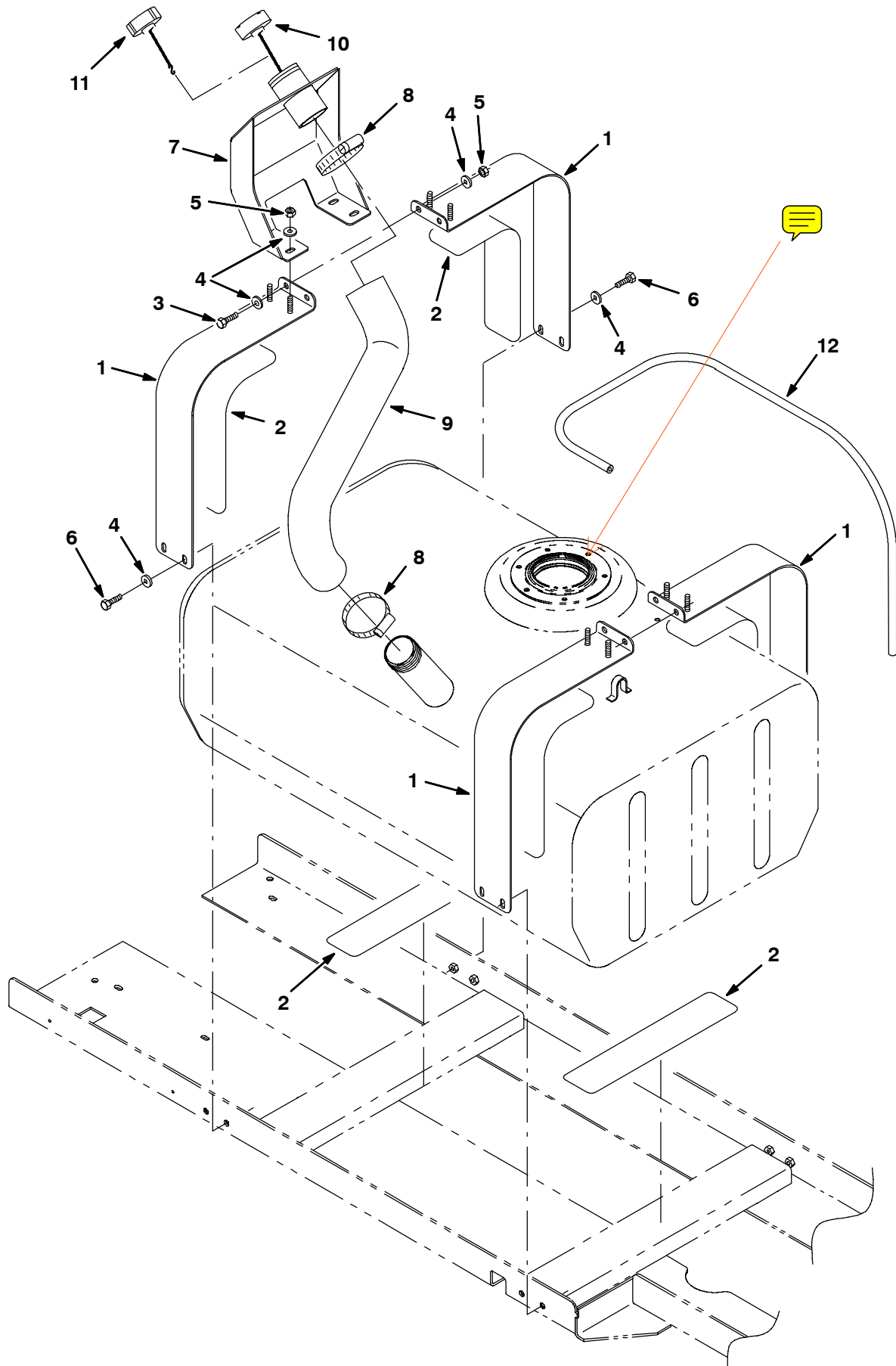




Fig. 8 - Rear Door Group

Ref.	Tennant Part No.	Machine Serial Number	Description	Qty.
1	395265	(002001-	) Panel, Top, White	1
2	16931	(002001-	) Screw, Hex, M08 X 1.25 X 20, 8.8	14
3	41186	(002001-	) Washer, .31 Belleville	20
4	08709	(002001-	) Nut, Hex, Lock, M08 X 1.25,NI	14
5	9000228	(002001-	) Panel Wldt, Rear, Lh, W/ Label	1
6	9000209	(002001-	) Panel Wldt, Rear, Rh, W/ Label	1
7	39283	(002001-	) Screw, Hex, M10 X 1.5 X 25, 8.8	8
8	06960	(002001-	) Screw, Hex, M10 X 1.5 X 16, 8.8	2
9	32492	(002001-	) Washer, Flt, .38 Std	10
10	9000760	(002001-002511	) Door Kit, Modif, Rear W/ Lock	1
10	9000229	(002512-	) Door Wldt, Rear, W/ Label	1
11	396331	(002001-	) Brace, Shroud, White	1
12	62595-15	(002001-	) Molding, Trim, .08-.11 13.20	1
13	394977	(002001-	) Brace Wldt	1
14	74040	(002001-	) Hinge	4
15	06943	(002001-	) Screw, Hex, M06 X 1.0 X 20, 8.8	28
16	32490	(002001-	) Washer, Flt, .25 Std	24
17	07790	(002001-	) Nut, Hex, Flng, M06 X 1.0	24
18	395005	(002001-	) Bracket, Mtg, Pin	1
19	396654	(002001-	) Bolt, Latch, 0.675d, 1.150l, .44-14thrd	1
20	43955	(002001-	) Nut, Hex, Std, .44-14, 5	1
21	396402	(002001-	) Bumper, Rbr, 1.0d 0.38t .31-18	2 3
22	32521	(002001-	) Nut, Hex, Jam, .31-18	2 3
23	394814	(002001-	) Latch, Door	3 1
24	394818	(002001- 02514	) Handle	3 1.
25	1012372	(002001-	) Rivet, Blind, .156d X .46 X .31, Ss	4
26	1012312	(002001- 02514	) Gasket	1
27	64535	(002001-	) Gas spring, 120lb, 7.1strk	2
28	1012878	(002001-	) Stud, Ball, .39d .31-18	4
29	64595	(002001-	) Clip, Safety, Gasspring	4
30	32983	(002001-	) Nut, Hex, Lock, .31-18, NI	2
31	39278	(002001-	) Screw, Hex, M08 X 1.25 X 50, 8.8	2
32	39279	(002001-	) Screw, Hex, M08 X 1.25 X 70, 8.8	2
33	41430	(002001-	) Nut, Hex, Lock, M10 X 1.5, NI	4 7
34	01696	(002001-	) Screw, Hex, .25-20 X 0.50, Ss	12
35	01684	(002001-	) Washer, Flt, .25 Ss	12
36	41186	(002001-	) Washer, Belleville, .31	4
37	32486	(002001-	) Washer, Flat, 0.50 Sae	1
38	396664	(002001-	) Sensor Assy, Level [5/9.9/.5]	1
39	32483	(002001-	) Washer, Flat, 0.25 Sae	4
40	27979	(002001-	) Nut, Hex, Flng, .31-18	2
24	1016427	(002515-	) Handle .....	1
26	1016427	(002515-	) Gasket .....	1

Fig. 9 - Fuel Tank Group



**Fig. 9 - Fuel Tank Group**

<b>Ref.</b>	<b>Tenant Part No.</b>	<b>Machine Serial Number</b>	<b>Description</b>	<b>Qty.</b>
1	1009594	(002001-	) Strap, Tank, Fuel	4
2	395655	(002001-	) Strap, Rbr	6
3	49694	(002001-	) Screw, Hex, M8 X 1.25 X 50, Ss	4
4	32491	(002001-	) Washer, Flt, .31 Std	20
5	08709	(002001-	) Nut, Hex, Lock, M08 X 1.25,NI	8
6	39277	(002001-	) Screw, Hex, M08 X 1.25 X 25, 8.8	8
7	1010955	(002001-	) Mount Wldt, Filler, Fuel	1
8	43555	(002001-	) Clamp, Hose, Wormdrive, 1.62-3.50d	2
9	1013136	(002001-	) Hose, Filler, Fuel	1
10	396580	(002001-	) Cap, Fuel	1
11	396617	(002001-	) Cap, Fuel, Locking (Option)	1
12	1012161	(002136-	) Hose, Fuel, 0.31id 39.0l	1
	1013555	(002001-002499)	Sensor, Sender, Level.....	1

Fig. 10 - Conveyor Frame and Shrouds Group

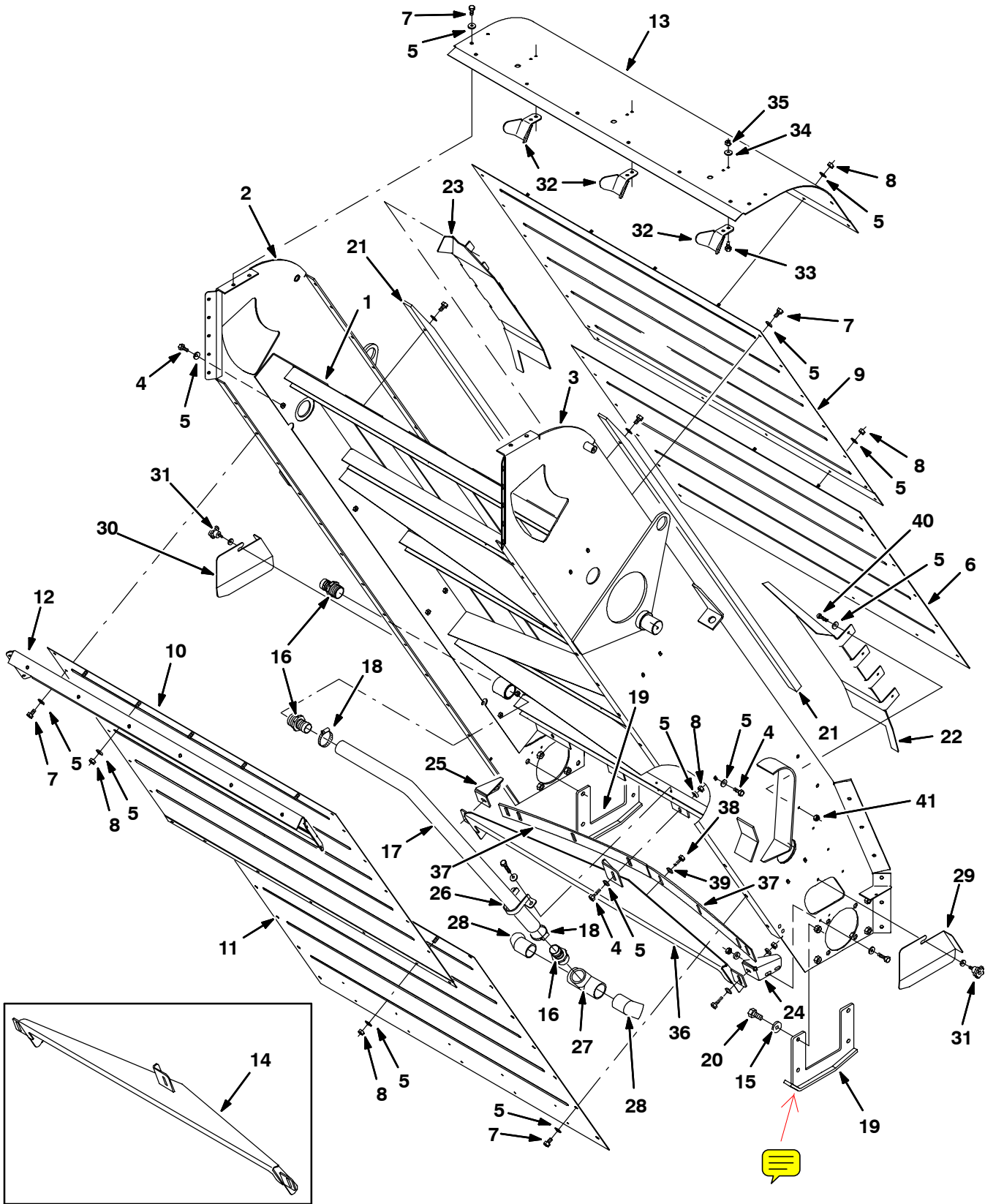


Fig. 10 - Conveyor Frame and Shrouds Group

Ref.	Tennant Part No.	Machine Serial Number	Description	Qty.
1	394755	(002001-	) Slide Wldt, Sppt	1
2	396756	(002001-	) Panel Wldt, Conveyor, Rh W/ Label	1
3	396789	(002001-	) Panel Wldt, Conveyor, Lh W/ Label	1
4	16931	(002001-	) Screw, Hex, M08 X 1.25 X 20, 8.8	26
5	32491	(002001-	) Washer, Flt, .31 Std	112
6	394527	(002001-	) Cover, Rear, Lower	1
7	16735	(002001-	) Screw, Hex, M08 X 1.25 X 16, 8.8	60
8	39311	(002001-	) Nut, Hex, Std, M08 X 1.25	28
9	394528	(002001-	) Cover, Rear, Upper	1
10	394566	(002001-	) Cover, Front, Upper	1
11	394567	(002001-	) Cover, Front, Lower	1
12	395639	(002001-	) Cover, Conveyor, Front	1
13	394766	(002001-	) Shroud, Upper, Wrap	1
14	9000444	(002001-002162	) Scraper Kit, Conveyor, Replmt	1
15	41619	(002001-	) Washer, Flt, .50 Ss	8
16	1010293	(002001-	) Fitting, Plstc, Str, Bm24/Pm24	3
17	394994	(002001-	) Hose, Water	1
18	22297	(002001-	) Clamp, Hose, Wormdrive, 1.56-2.50d	2
19	1016594	(002001-	) Skid Wldt, Conveyor	2
20	09029	(002001-	) Screw, Hex, M12 X 1.75 X 40, Ss	8
21	1009945	(002001-	) Strip, Wear	2
22	1017733	(002001-	) Skirt, Conveyor, Lh	1
23	1017654	(002001-	) Skirt, Conveyor, Rh	1
24	1010091	(002001-	) Bracket, Scraper, Lh	1
25	1010092	(002001-	) Bracket, Scraper, Rh	1
26	1010093	(002001-	) Bracket, Mtg, Hose	1
27	1010296	(002001-	) Fitting, Plstc, E90	1
28	1010295	(002001-	) Fitting, Plstc, E45	2
29	396828	(002001-	) Cover, Plate, Rh	1
30	396916	(002001-	) Cover, Plate, Lh	1
31	397194	(002001-	) Knob Assy, Star, 1.75d 1.2l M08x1.25 0.8	2
32	1007067	(002001-	) Bracket, Guard	3
33	16931	(002001-	) Screw, Hex, M8 X 1.25 X 20, 8.8	6
34	32491	(002001-	) Washer, Flat, 0.31 Std	6
35	39311	(002001-	) Nut, Hex, Std, M08 X 1.25	6
36	1017052	(002163-	) Plate Wldt, Scraper	1
37	1014087	(002163-	) Plate, Scraper	2
38	09028	(002163-	) Screw, Hex, M10 X 1.5 X 25, Ss	6
39	01686	(002163-	) Washer, Flat, 0.38 Ss	6
40	09196	(002001-	) Screw, Pan, M8 X 1.25 X 25, 4.8	8
41	08709	(002001-	) Nut, Hex, Lock, M8 X 1.25, NI	8

Fig. 11 - Conveyor Drive Group

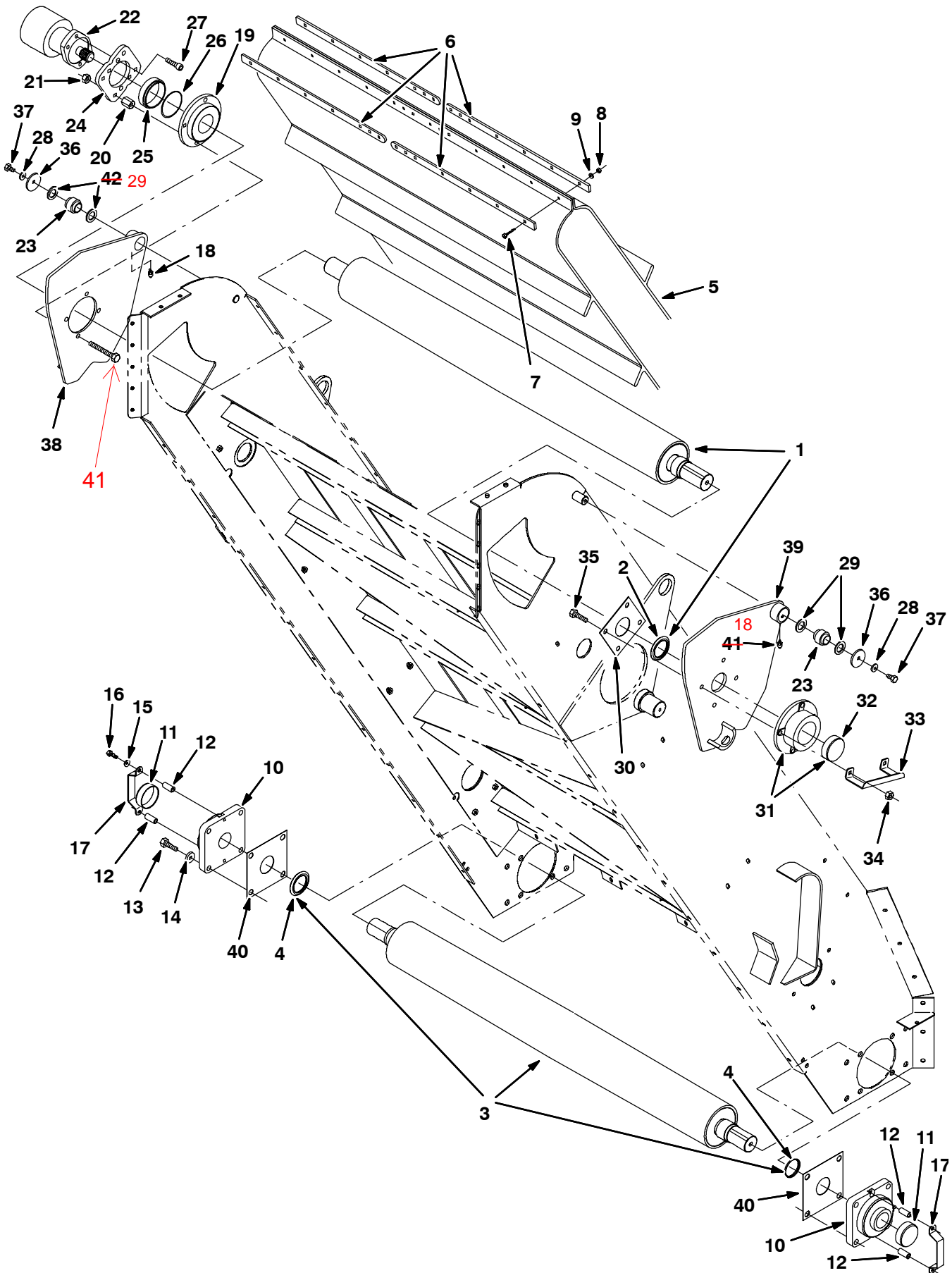


Fig. 11 - Conveyor Drive Group

Ref.	Tennant Part No.	Machine Serial Number	Description	Qty.
▽	1	396909	(002001- ) Kit, Roller Assy, Top	1
▲	2	760697	(002001-002566 ) Seal, Shaft	1
▲		396910	(002001-002566 ) Tube, Seal Install	1
▽	3	396849	(002001- ) Kit, Roller Assy, Lower	1
▲	4	760697	(002001- ) Seal, Shaft	2
▲		396910	(002001- ) Tube, Seal Install	1
		396914	(002001- ) Kit, Repair, Conveyor Belt	1
▽		396823	(002001- ) Kit, Ci, Belt Assy, Conveyor	1
▲	5	394575	(002001- ) Belt, Conveyor	1
▲	6	396497	(002001- ) Strip, Belt, Splice	4
▲	7	06962	(002001- ) Screw, Hex, M08 X 1.25 X 40, 8.8	14
▲	8	41430	(002001- ) Nut, Hex, Lock, M08 X 1.25,NI	14
▲	9	55624	(002001- ) Washer, Flt, .25 Std	28
▽	10	761111	(002001- ) Bearing, Flange	2
▲	11	765817	(002001- ) Cap, Bearing, Lower	1
	12	765806	(002001- ) Spacer, Strap	4
	13	06971	(002001- ) Screw, Hex, M12 X 1.75 X 50, 8.8	8
	14	32486	(002001- ) Washer, Flt, .50 Sae	8
	15	32491	(002001- ) Washer, Flt, .31 Std	4
	16	39278	(002001- ) Screw, Hex, M08 X 1.25 X 50, 8.8	4
	17	765805	(002001- ) Strap, Retainer, Bearing Cup	2
	18	07259	(002001- ) Fitting, Grease, Str Pm04 .47l	2
	19	761108	(002001- ) Bearing, Flange	1
	20	761266	(002001- ) Spacer	4
	21	25015	(002001- ) Nut, Hex, Std, .50-13	4
	22	394434	(002001- ) Motor, Hyd, Gear, [In] 06.2 B 3000 (See Breakdowns)	1
	23	42120-4	(002001- ) Bearing, Self Align, 1.00b 1.63d	2
	24	761252	(002001- ) Plate, Motor	1
	25	761286	(002001- ) Retainer, Grease	1
	26	765816	(002001- ) Seal, O-Ring	1
	27	396367	(002001- ) Screw, Soc, .50-13 X 1.50, Al	4
	28	32492	(002001- ) Washer, Flt, .38 Std	2
	29	1010853	(002001- ) Washer, Spacer	4
	30	761254	(002001-002566 ) Plate, Seal, Upper	1
▽	31	761289	(002001- ) Bearing, Flange	1
▲	32	765818	(002001- ) Cap, Bearing, Upper	1
	33	765807	(002001- ) Strap, Retainer, Bearing Cup	1
	34	08711	(002001- ) Nut, Hex, Lock, M12 X 1.75,NI	4
	35	06971	(002001- ) Screw, Hex, M12 X 1.75 X 50, 8.8	4
	36	395249	(002001- ) Washer, .41b 2.125d .183t	2
	37	06961	(002001- ) Screw, Hex, M10 X 1.5 X 20, 8.8	2
	38	396754	(002001- ) Pivot Wldt, Rh W/ Label	1
	39	396752	(002001- ) Pivot Wldt, Lh W/ Label	1
	40	761253	(002001- ) Plate, Seal, Lower	2
	41	763146	(002001- ) Screw, Hex	4

Fig. 12 - Conveyor Lift Group

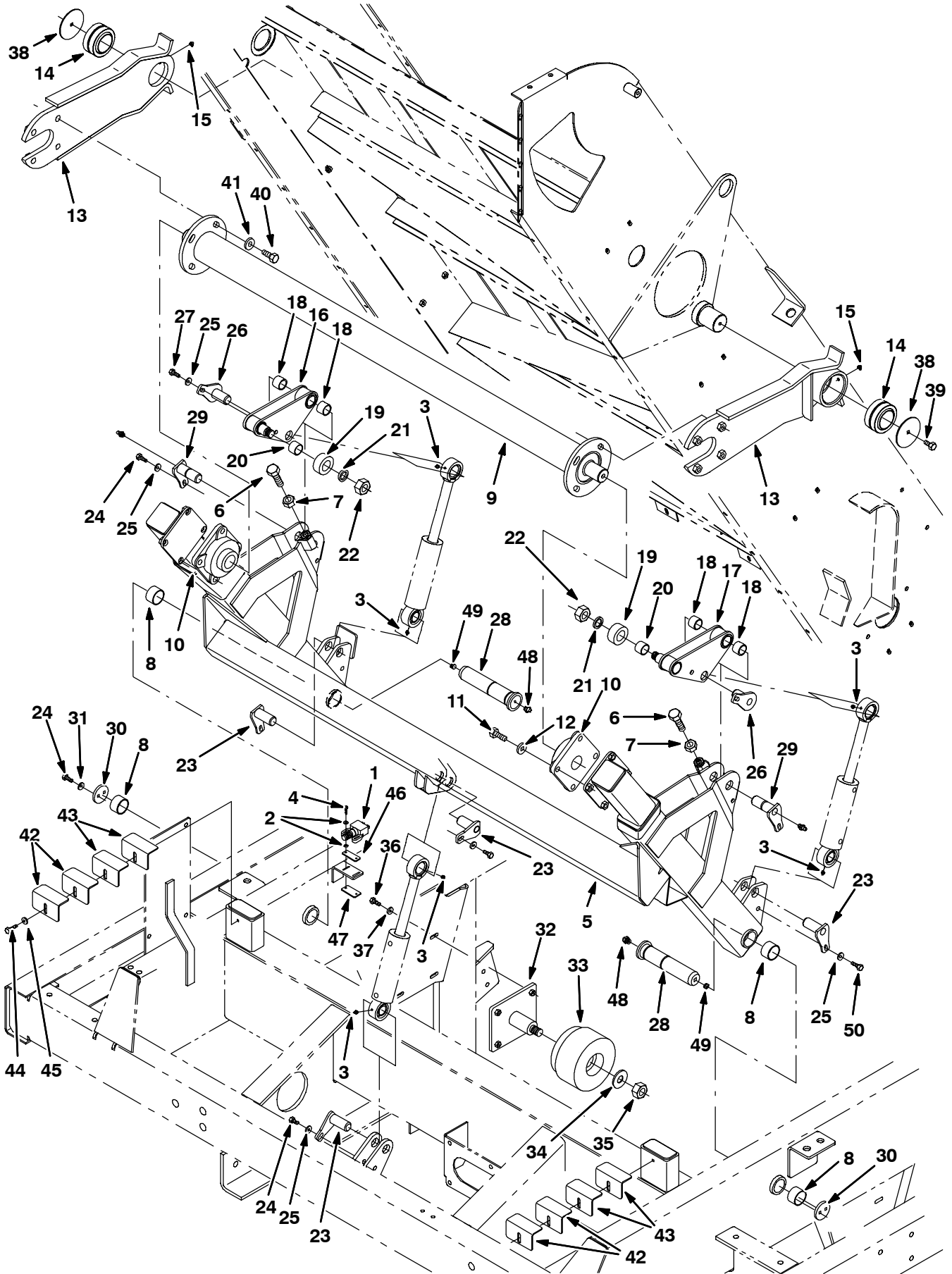




Fig. 12 - Conveyor Lift Group

Ref.	Tennant Part No.	Machine Serial Number	Description	Qty.
1010398	1 <del>762591</del>	(002001-	) Switch, Micro	1
	2 19064	(002001-	) Washer, Flt, #06	4
	3 07259	(002001-	) Fitting, Grease, Str Pm04 .47l	6
	4 09205	(002001-	) Screw, Hex, M4 X 0.7 X 25, 8.8	2
	5 395205	(002001-	) Frame Wldt, Lift, Conveyor	1
	6 06981	(002001-	) Screw, Hex, M16 X 2.0 X 40, 8.8	2
	7 763066	(002001-	) Nut, Hex, Jam, M16x2.0	2
	8 395212	(002001-	) Bearing, Pivot, 1.5b 1.0l [Duralon]	4
	9 395213	(002001-	) Tube Wldt, Torque	1
	10 394327	(002001-	) Bearing, Flng, 4-Hole, 1.50b	2
	11 06969	(002001-	) Screw, Hex, M12 X 1.75 X 40, 8.8	8
	12 32486	(002001-	) Washer, Flt, .50 Sae	8
	13 1011377	(002001-	) Arm Wldt, Lift	2
	14 394866	(002001-	) Bearing, Spherical, 2.0b	2
	15 09718	(002001-	) Fitting, Grease, E90 Pm04 .75l	2
	16 395223	(002001-	) Pivot Wldt, Rh	1
	17 395226	(002001-	) Pivot Wldt, Lh	1
	18 394867	(002001-	) Bearing, Pivot, 1.00 X 0.75l [Duralon]	4
	19 395711	(002001-	) Sleeve, Roller	2
	20 394867	(002001-	) Bearing, Pivot, 1.00 X 0.75l [Duralon]	2
	21 39350	(002001-	) Washer, Flat, 0.75 Sae	2
	22 763067	(002001-	) Nut, Hex, Jam M20 X 2.5	2
	23 395236	(002001-	) Pin Wldt, Cyl, Pivot, 1.0d 2.25l	4
	24 39277	(002001-	) Screw, Hex, M08 X 1.25 X 25, 8.8	8
	25 32491	(002001-	) Washer, Flt, .31 Std	6
	26 395237	(002001-	) Pin Wldt, Cyl, Pivot, 1.0d 1.875l	2
	27 16931	(002001-	) Screw, Hex, M08 X 1.25 X 20, 8.8	2
	28 1008475	(002001-	) Pin Wldt, Pivot, 1.5d 7.375l	2
	29 395243	(002001-	) Pin Wldt, Bellcrank	2
	30 395703	(002001-	) Washer, Retainer	2
	31 39349	(002001-	) Washer, Flt, .31 Sae	4
	32 395704	(002001-	) Plate Wldt, Sppt, Conveyor	2
	33 395068	(002001-	) Block, Stop	2
	34 395707	(002001-	) Washer, 0.83b 2.00d .12, Stl	2
	35 763036	(002001-	) Nut, Hex, Lock, M20 X 2.5, NI	2
	36 368412	(002001-	) Screw, Hex, M 8 X 1.25 X 30, 10.9	8
	37 41186	(002001-	) Washer, Belleville, .31	8
	38 394750	(002001-	) Disc, Retainer	2
	39 06961	(002001-	) Screw, Hex, M10 X 1.5 X 20, 8.8	2
	40 69972	(002001-	) Screw, Hex, M12 X 1.75 X 40, 10.9	8
	41 36328	(002001-	) Washer, Belleville, .50	8
	42 396378	(002001-	) Shim, Conveyor	4
	43 396379	(002001-	) Shim, Conveyor	4
	44 76099	(002001-	) Screw, Hex, M08 X 1.25 X 25, Fmg	2
	45 32483	(002001-	) Washer, Flat, .25 Sae	2
	46 396573	(002001-	) Plate, Spacer	4
	47 396572	(002001-	) Plate, Switch	4
	48 06418	(002001-	) Fitting, Grease, Str Pm02 .66L	2
	49 10552	(002001-	) Fitting, Pipe, Plug, Pm02 Soc Head	2
	50 76570	(002001-	) Screw, Hex, M8 X 1.25 X 30, 8.8	2

Fig. 13 - Conveyor Torque Tube And Spring Group

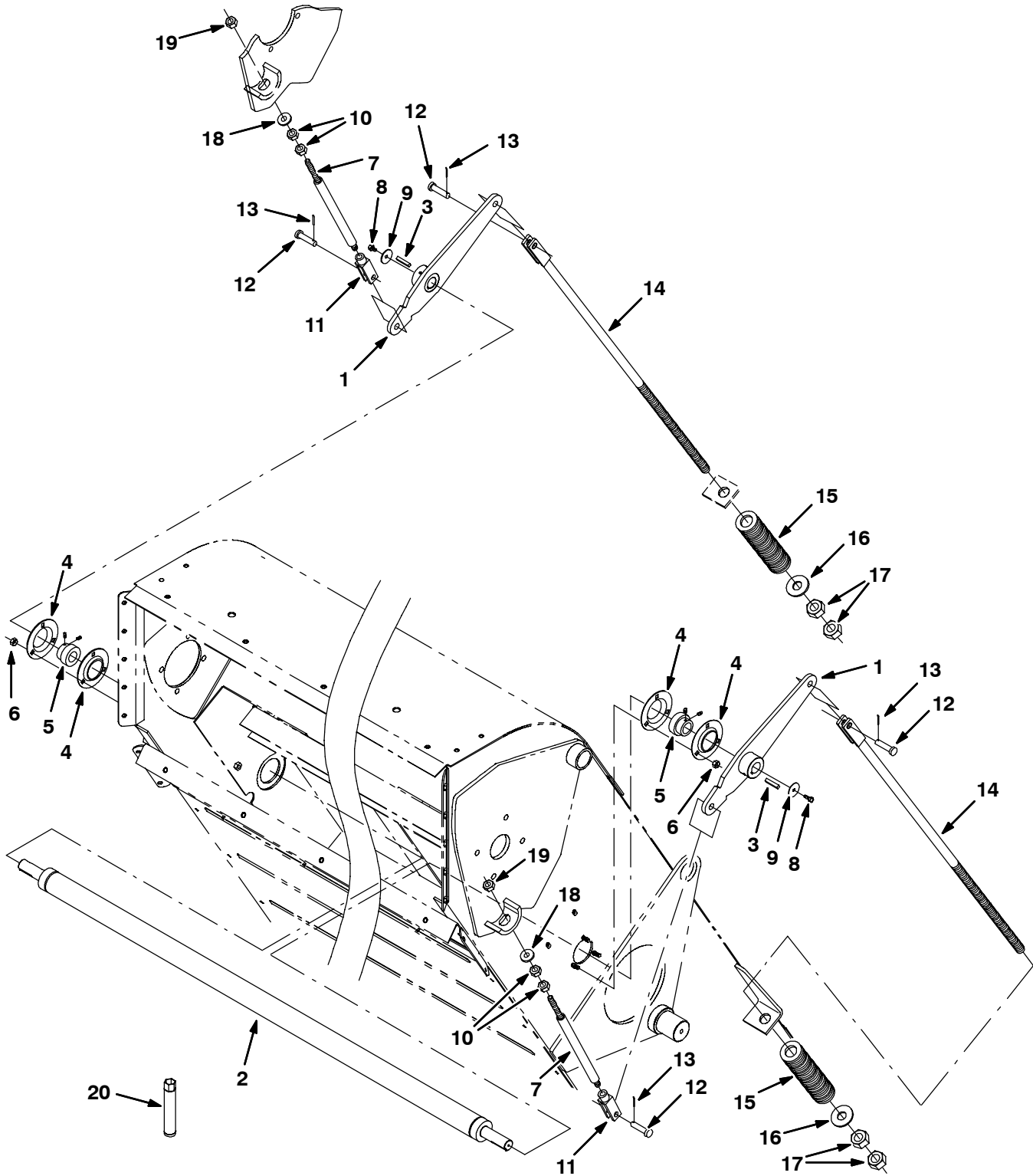


Fig. 13 - Conveyor Torque Tube And Spring Group

Ref.	Tennant Part No.	Machine Serial Number	Description	Qty.
1	395063	(002001-	) Pivot Wldt, Tensioner	2
2	395061	(002001-	) Tube Wldt, Torque	1
3	00930	(002001-	) Key, Sq, 0.25 X 0.25, 01.50L	2
4	36190	(002001-	) Flange, Brg, 2.0id 3h	4
5	24835	(002001-	) Bearing, W/ Collar, 1.00b 2.05d 1.21w	2
6	08709	(002001-	) Nut, Hex, Lock, M08 X 1.25,NI	6
7	396741	(002001-	) Rod, Thrd, 2 End M16 X 2.0 14.25	2
8	87308	(002001-	) Screw, Hex, M06 X 1.0 X 12, 8.8	2
9	41178	(002001-	) Washer, Flat, .25 Fender	2
10	763066	(002001-	) Nut, Hex, Jam, M16x2.0	4
11	763384	(002001-	) Yoke	2
12	763383	(002001-	) Pin, Clevis	4
13	08236	(002001-	) Pin, Cotter, .156 X 1.25	4
14	395066	(002001-	) Rod Weld, Tensioner	2
15	768014	(002001-	) Spring, Lift, Brush	2
16	32495	(002001-	) Washer, Flat, .75 Hard	2
17	07783	(002001-	) Nut, Hex, Std, M20 X 2.5	4
04400 18	<del>765810</del>	(002001-	) <del>Washer, Spherical</del> Washer, Flat, M16	2
19	33342	(002001-	) Nut, Hex, Lock, M16 X 2.0, NI	2
20	396387	(002001-	) Wrench, Socket, Deep, 30mm	1

Fig. 14 - Upper Conveyor Skirts Group

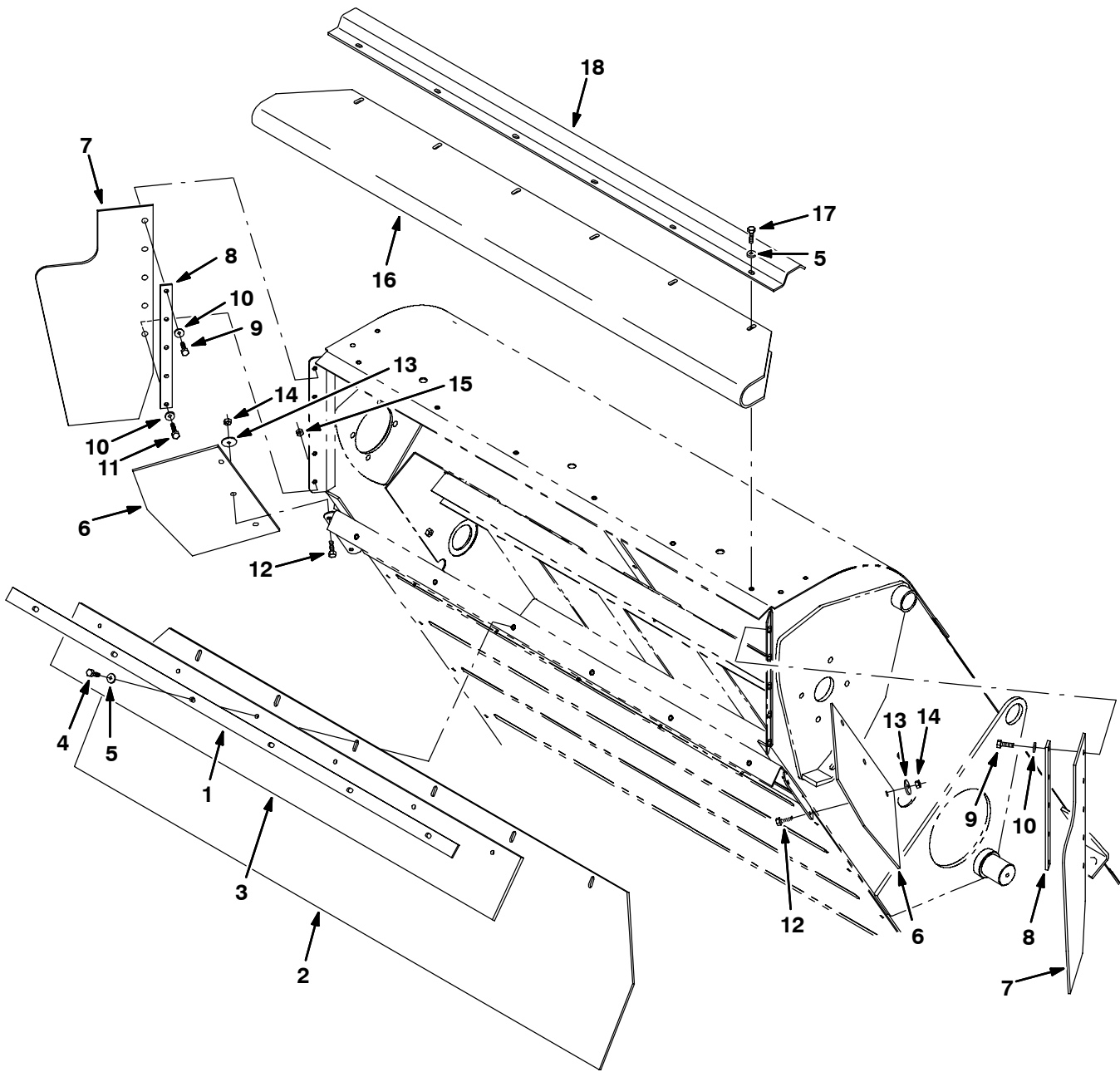


Fig. 14 - Upper Conveyor Skirts Group

Ref.	Tennant Part No.	Machine Serial Number	Description	Qty.
1	395684	(002001-	) Retainer, Strap, Top	1
2	395640	(002001-	) Seal, Conveyor, Front	1
3	394558	(002001-	) Strap, Retainer	1
4	76570	(002001-	) Screw, Hex, M08 X 1.25 X 30, 8.8	6
5	32491	(002001-	) Washer, Flt, .31 Std	12
6	395637	(002001-	) Seal, Conveyor, Side, Bottom	1
7	395638	(002001-	) Seal, Conveyor, Side, Top	1
8	394756	(002001-	) Strip, Sppt	2
9	06943	(002001-	) Screw, Hex, M06 X 1.0 X 20, 8.8	8
10	32490	(002001-	) Washer, Flt, .25 Std	10
11	06945	(002001-	) Screw, Hex, M06 X 1.0 X 30, 8.8	2
12	39277	(002001-	) Screw, Hex, M08 X 1.25 X 25, 8.8	4
13	30013	(002001-	) Washer, Flat, .31 Fender	6
14	08709	(002001-	) Nut, Hex, Lock, M08 X 1.25, NI	4
15	08708	(002001-	) Nut, Hex, Lock, M06 X 1.0, NI	2
16	395686	(002001-	) Seal, Conveyor, Top	1
17	06955	(002001-	) Screw, Hex, M08 X 1.25 X 35, 8.8	6
18	396482	(002001-	) Panel, Guard, Top	1

**Fig. 15 - Lower Conveyor Skirts Group**

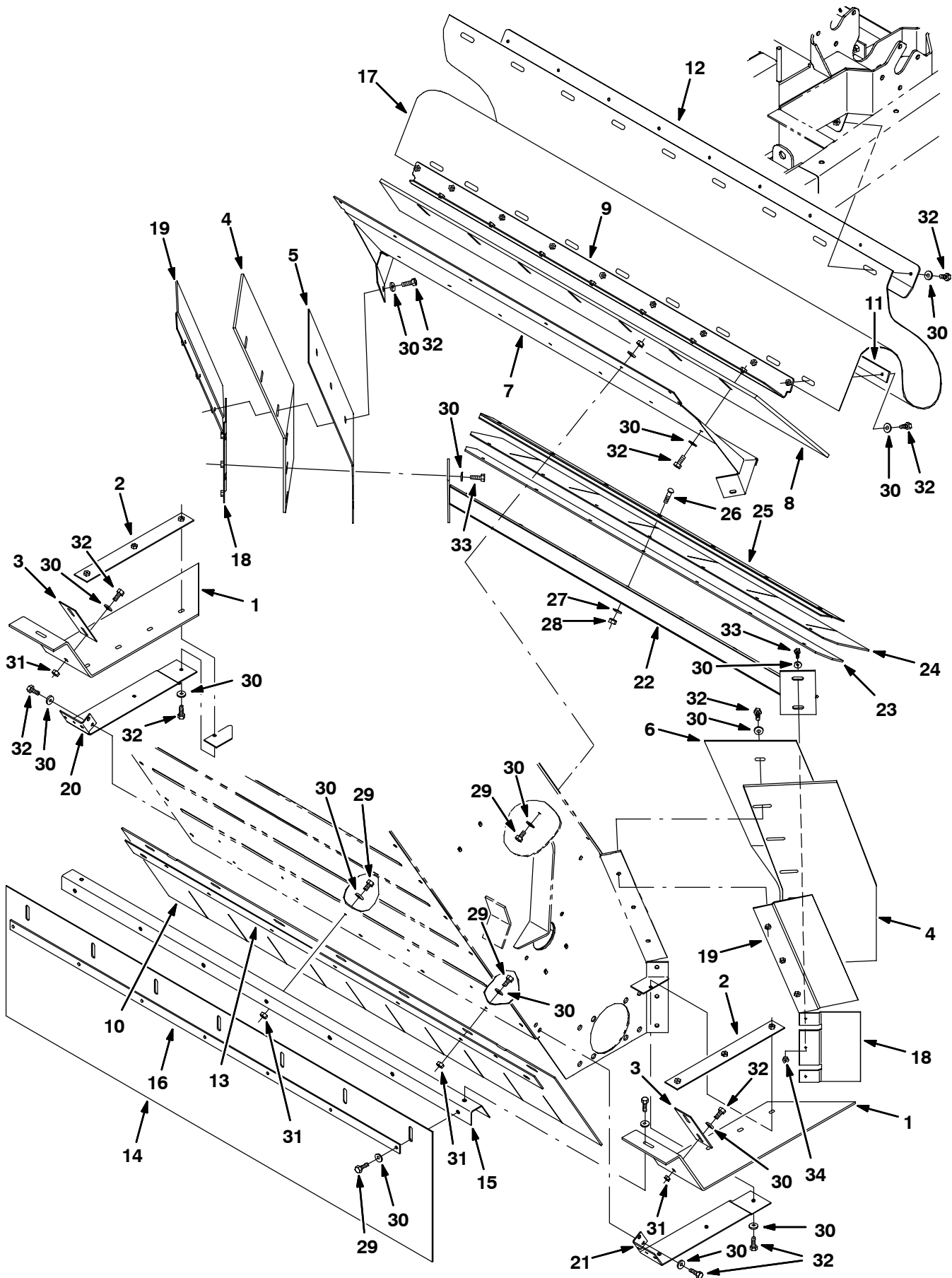


Fig. 15 - Lower Conveyor Skirts Group

Ref.	Tennant Part No.	Machine Serial Number	Description	Qty.
1	395051	(002001-	) Skirt, Side	2
2	395052	(002001-	) Strap, Retainer	2
3	395053	(002001-	) Strap, Retainer	2
4	395073	(002001-	) Seal, Side, Lower	2
5	394757	(002001-	) Plate, Deflector, Rh	1
6	394758	(002001-	) Plate, Deflector, Lh	1
7	395059	(002001-	) Shroud Wldt, Lower, Rear	1
8	395074	(002001-	) Skirt	1
9	394397	(002001-	) Angle, Skirt	1
10	394393	(002001-	) Skirt, Conveyor	1
11	394396	(002001-	) Strip, Skirt	1
12	394398	(002001-	) Strip, Skirt	1
13	394395	(002001-	) Strip, Skirt	1
14	394382	(002001-	) Skirt, Conveyor	1
15	394383	(002001-	) Angle, Skirt	1
16	394384	(002001-	) Strip, Skirt	1
17	394399	(002001-	) Skirt, Conveyor	1
18	395627	(002001-	) Bracket, Skirt, Short	2
19	395628	(002001-	) Bracket, Skirt, Long	2
20	394772	(002001-	) Strip, Retainer, Skirt, Rh	1
21	395055	(002001-	) Strip, Retainer, Skirt, Lh	1
22	395737	(002001-	) Angle Wldt, Wedge	1
23	395733	(002001-	) Skirt, Sppt	1
24	395734	(002001-	) Skirt, Wedge	1
25	395735	(002001-	) Strip, Retainer	1
26	379792	(002001-	) Bolt, Carriage, M08 X 1.25 X 35	7
27	32491	(002001-	) Washer, Flt, .31 Std	7
28	08709	(002001-	) Nut, Hex, Lock, M08 X 1.25,NI	7
29	09010	(002001-	) Screw, Hex, M08 X 1.25 X 25, Ss	21
30	01685	(002001-	) Washer, Flt, .31 Ss	74
31	08713	(002001-	) Nut, Hex, Lock, M08 X 1.25,NI, Ss	18
32	09011	(002001-	) Screw, Hex, M08 X 1.25 X 30, Ss	45
33	09023	(002001-	) Screw, Hex, M08 X 1.25 X 35, Ss FI	4
34	07791	(002001-	) Nut, Hex, Flng, M8 X 1.25	3

Fig. 16 - Conveyor Bearing Lube Group (002001-002081)

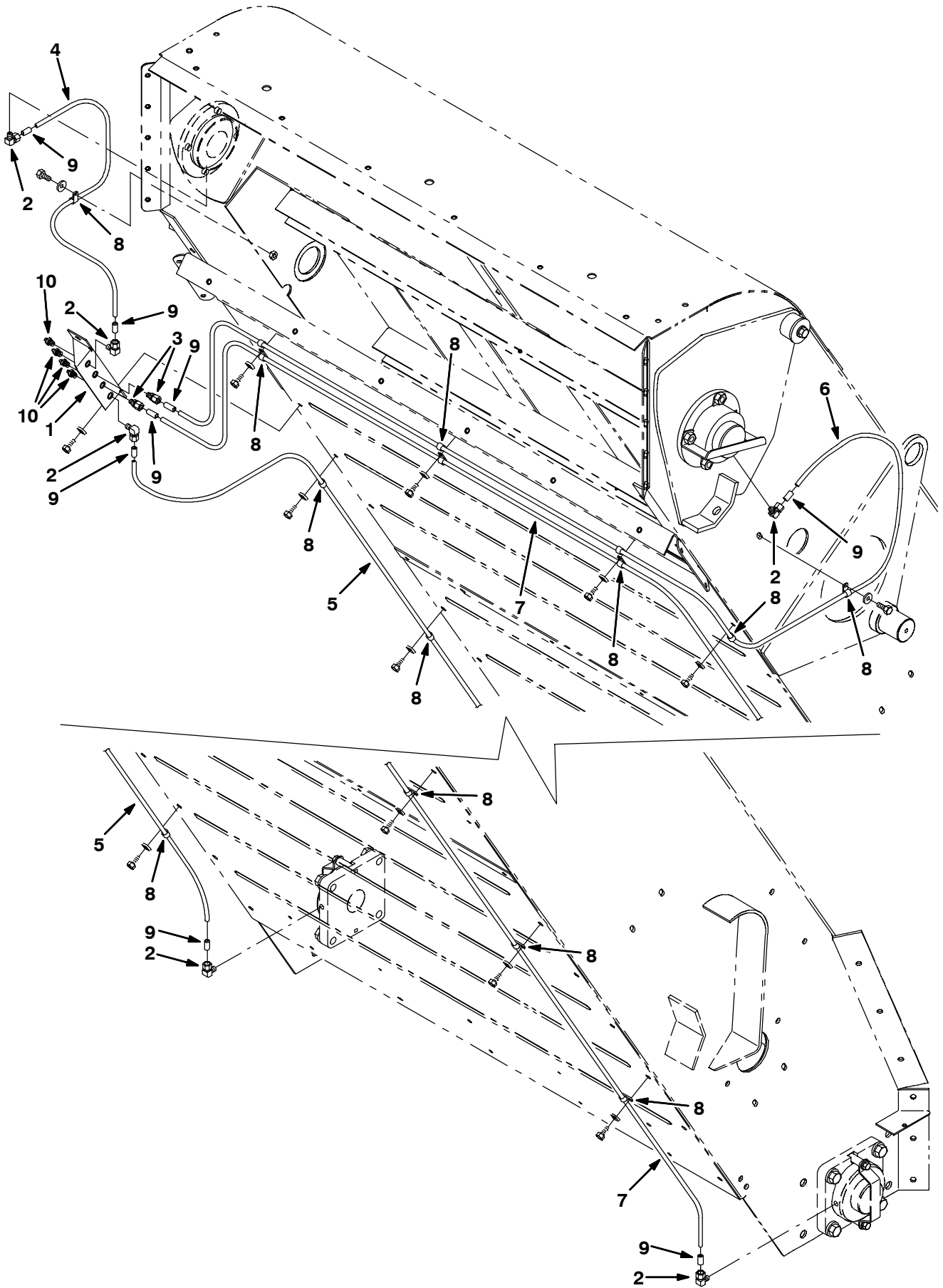




Fig. 16 - Conveyor Bearing Lube Group (002001-002081)

Ref.	Tenant Part No.	Machine Serial Number	Description	Qty.
1	396372	(002001-002081 )	Mount Wldt, Remote Grease	1
2	761742	(002001-002081 )	Fitting, Elbow	6
3	396381	(002001-002081 )	Fitting, Brs, Str, Cf05/Pm02	2
4	396382	(002001-002081 )	Tube, Plstc, 0.31od 0.18id 31.6l	1
5	396383	(002001-002081 )	Tube, Plstc, 0.31od 0.18id 80.3l	1
6	396384	(002001-002081 )	Tube, Plstc, 0.31od 0.18id 97.6l	1
7	396385	(002001-002081 )	Tube, Plstc, 0.31od 0.18id 149.5l	1
8	76735	(002001-002081 )	Hose, Rbr, 0.50id 0.78d 018.0l	17
9	761783	(002001-002081 )	Sleeve, Brass 05com	8
10	06418	(002001-002081 )	Fitting, Grease, Str Pm02 .66l	4

Fig. 17 - Conveyor Bearing Lube Group (002082-002499)

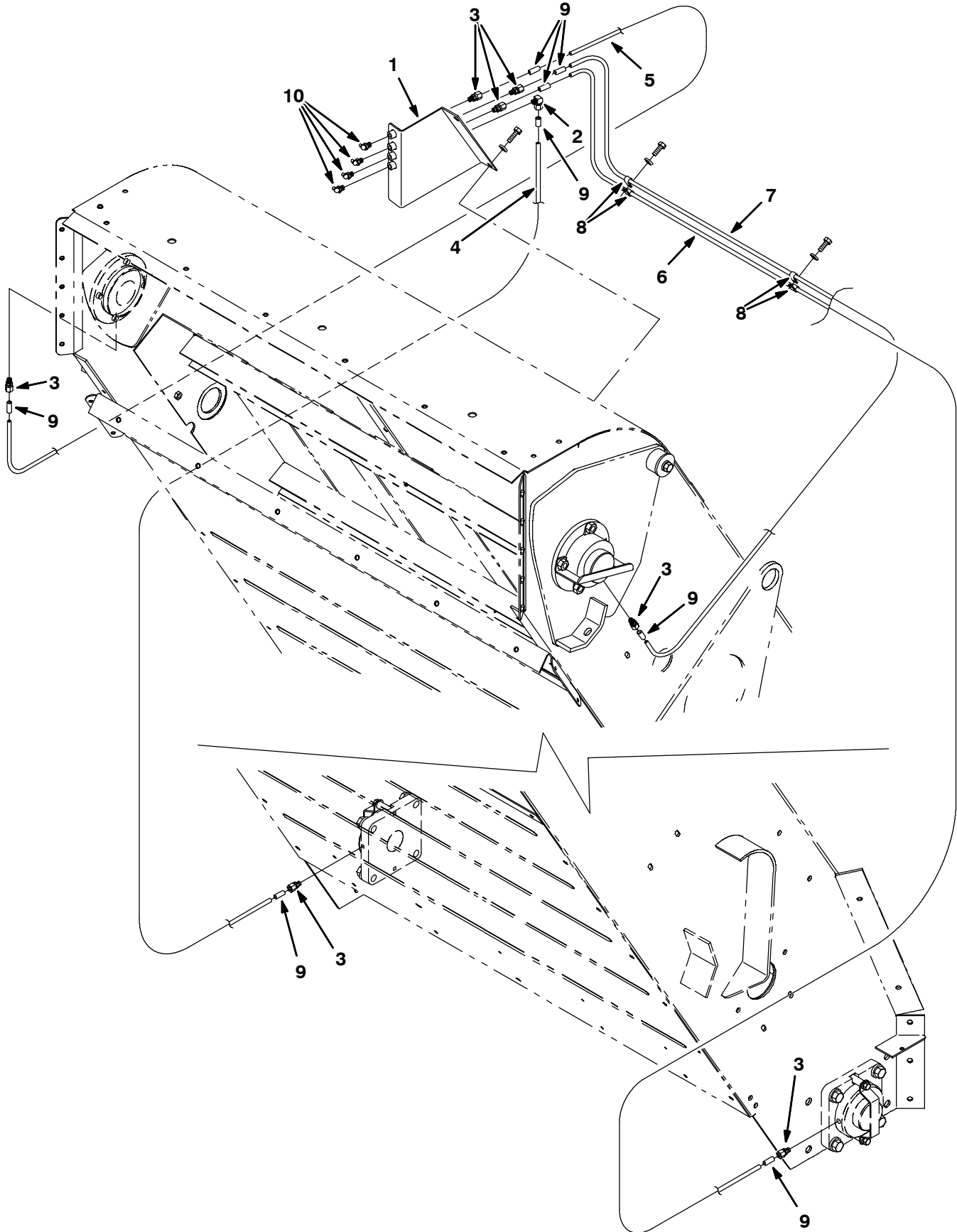


Fig. 17 - Conveyor Bearing Lube Group (002082-002499)

Ref.	Tenant Part No.	Machine Serial Number	Description	Qty.
1	1013810	(002082-002499 )	Bracket Wldt, Remote Grease W/ Label	1
2	761742	(002082-002499 )	Fitting, Elbow	1
3	396381	(002082-002499 )	Fitting, Brs, Str, Cf05/Pm02	7
4	1014343	(002082-002499 )	Tube, Plstc, 0.31d 0.18b	1
5	1014352	(002082-002499 )	Tube, Plstc, 0.31d 0.18b	1
6	1014355	(002082-002499 )	Tube, Plstc, 0.31d 0.18b	1
7	1014356	(002082-002499 )	Tube, Plstc, 0.31d 0.18b	1
8	76736	(002082-002499 )	Clamp, Cable, Stl, 0.38d X 0.62w, 1h	17
9	761783	(002082-002499 )	Fitting, Cmpr, Ferrule, .31id	8
10	11048	(002082-002499 )	Fitting, Grease, E90 Pm02 .84l	4

Fig. 18 - Conveyor Bearing Lube Group (002500- )

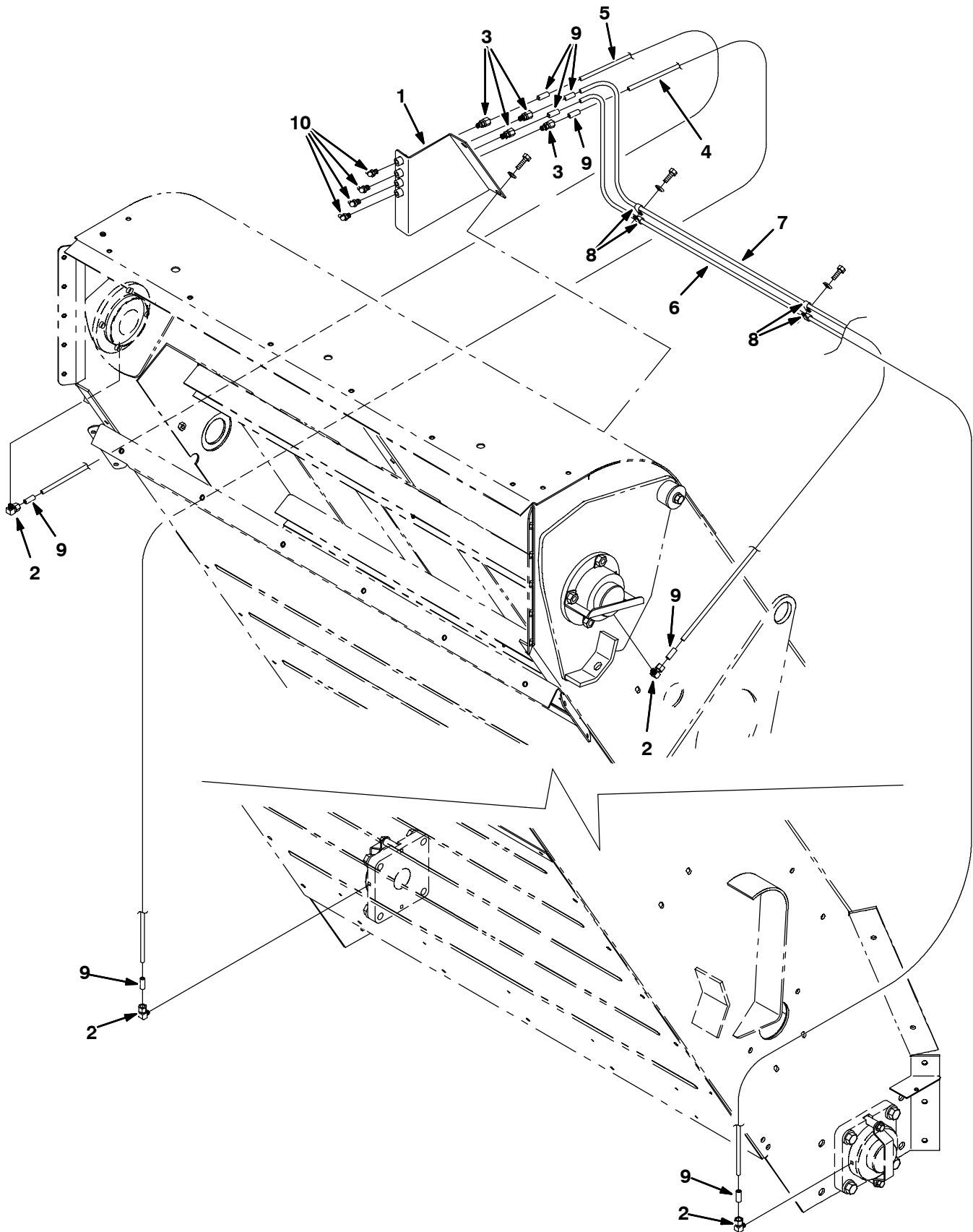


Fig. 18 - Conveyor Bearing Lube Group (002500- )

Ref.	Tenant Part No.	Machine Serial Number	Description	Qty.
1	1013810	(002500-	) Bracket Wldt, Remote Grease W/ Label	1
2	761742	(002500-	) Fitting, Elbow	4
3	396381	(002500-	) Fitting, Brs, Str, Cf05/Pm02	4
4	1014343	(002500-	) Tube, Plstc, 0.31d 0.18b	1
5	1014352	(002500-	) Tube, Plstc, 0.31d 0.18b	1
6	1014355	(002500-	) Tube, Plstc, 0.31d 0.18b	1
7	1014356	(002500-	) Tube, Plstc, 0.31d 0.18b	1
8	76736	(002500-	) Clamp, Cable, Stl, 0.38d X 0.62w, 1h	20
9	761783	(002500-	) Fitting, Cmpr, Ferrule, .31id	8
10	11048	(002500-	) Fitting, Grease, E90 Pm02 .84l	4

Fig. 19 - Main Brush And Drag Shoe Lift Arms Group

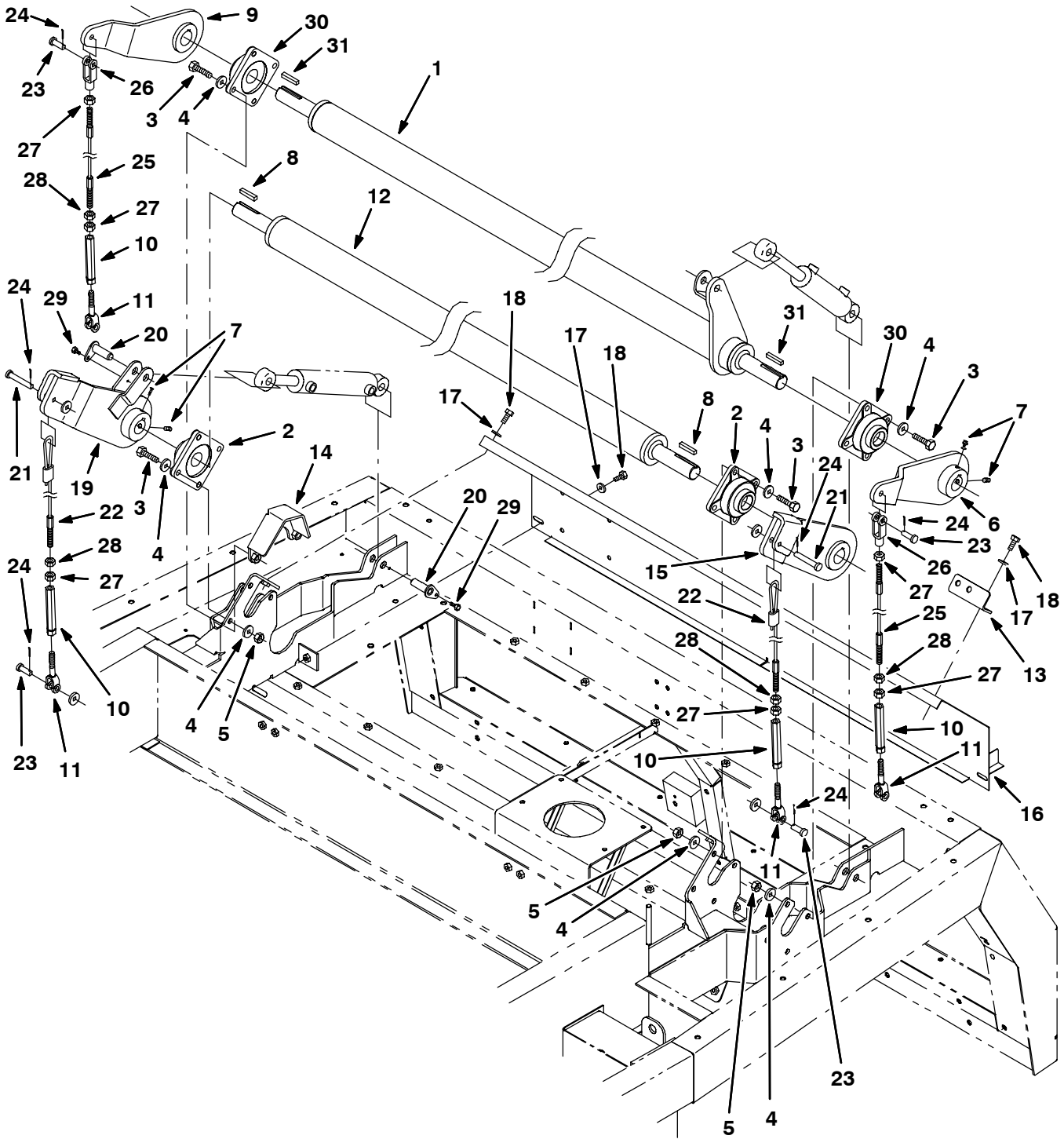


Fig. 19 - Main Brush And Drag Shoe Lift Arms Group

Ref.	Tennant Part No.	Machine Serial Number	Description	Qty.
1	394348	(002001-	) Tube Wldt, Lift, Brush	1
2	394327	(002001-	) Bearing, Flng, 4-Hole, 1.50b	2
3	06971	(002001-	) Screw, Hex, M12 X 1.75 X 50, 8.8	16
4	32486	(002001-	) Washer, Flt, .50 Sae	32
5	08711	(002001-	) Nut, Hex, Lock, M12 X 1.75,NI	15
6	394329	(002001-	) Arm Wldt, Lift, Brush, Lh	1
7	76523	(002001-	) Screw, Set, M10 X 1.5 X 20, Soc	8
8	395811	(002001-	) Key, Sq, 0.38 X .038, 02.00l	2
9	394330	(002001-	) Arm Wldt, Lift, Brush, Rh	1
10	394232	(002001-	) Turnbuckle, Lift	4
11	395813	(002001-	) Link, Lift, Brush	4
12	394347	(002001-	) Tube Wldt, Lift, Shield	1
13	395118	(002001-	) Bracket, Mtg, Hose	1
14	394358	(002001-	) Plate, Arm, Stop	1
15	394335	(002001-	) Arm Wldt, Lift, Shield, Lh	1
16	396739	(002001-	) Panel, Guard W/ Labels	1
17	32492	(002001-	) Washer, Flt, .38 Std	4
18	39283	(002001-	) Screw, Hex, M10 X 1.5 X 25, 8.8	4
19	394336	(002001-	) Arm Wldt, Lift, Shield, Rh	1
20	395076	(002001-	) Shaft Wldt, Lift	2
21	51534	(002001-	) Pin, Clevis, 0.50 D X 2.00l	2
22	394234	(002001-	) Cable, Lift, Shield	2
23	395827	(002001-	) Pin, Clevis	4
24	08185	(002001-	) Pin, Cotter, .125 X 1.50	8
25	394233	(002001-	) Cable, Lift, Brush	2
26	51462	(002001-	) Clevis, Adj, 0.50pin, .50-13	2
27	01704	(002001-	) Nut, Hex, Jam, .50-13, Ss	6
28	35846	(002001-	) Nut, Hex, Std, .50-13, Left	4
29	74455	(002001-	) Screw, Hex, M06 X 1.0 X 12, Fmg	2
30	396620	(002001-	) Bearing, Flng, 4-hole, 2.00b	2
31	66612	(002001-	) Key, Sq, 0.50 X 2.00l	2

**Fig. 20 - Main Brush Bar and Cam Lock Group**

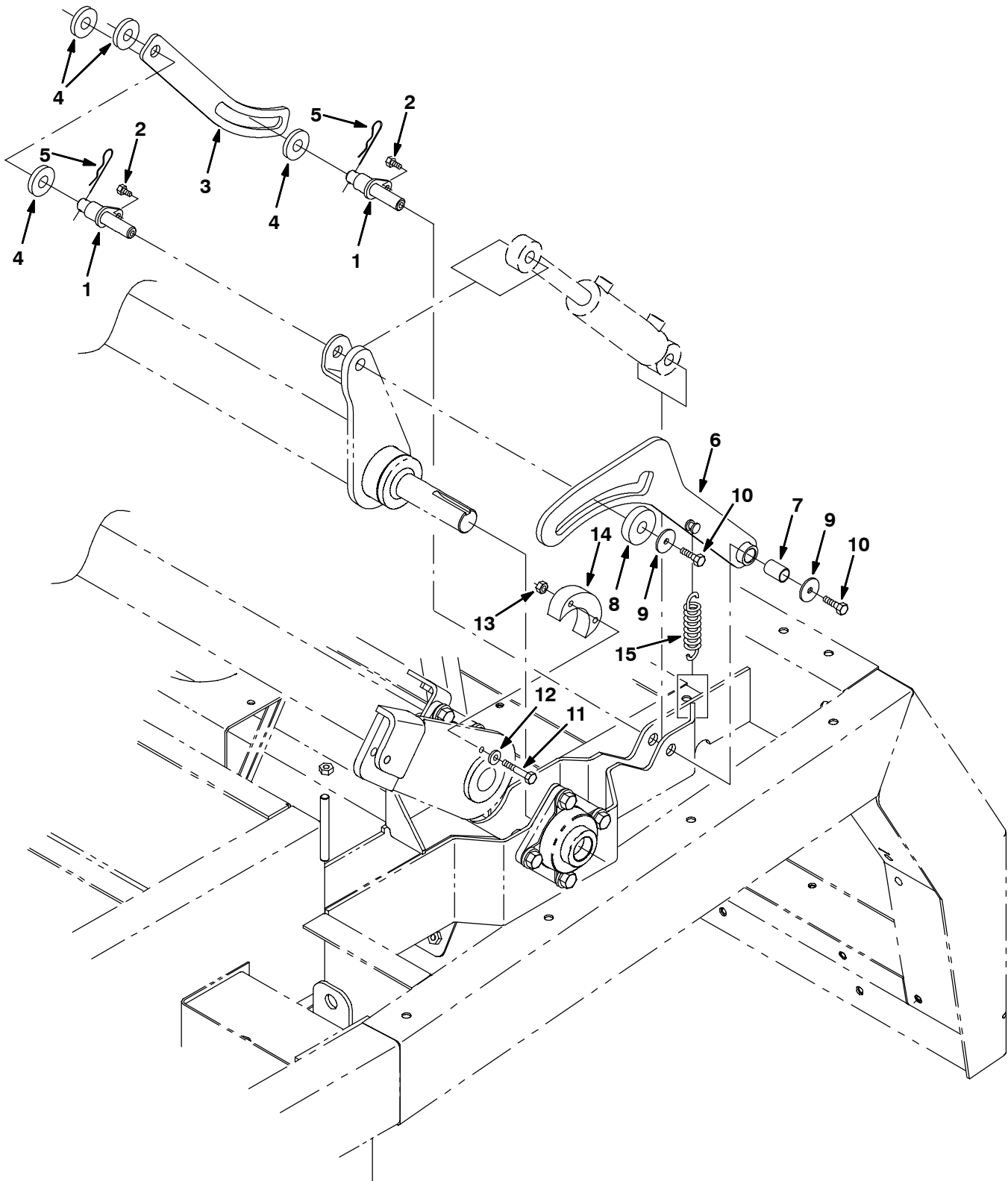




Fig. 20 - Main Brush Bar and Cam Lock Group

Ref.	Tennant Part No.	Machine Serial Number	Description	Qty.
1	395113	(002001-	) Shaft Wldt, Lift	2
2	74455	(002001-	) Screw, Hex, M06 X 1.0 X 12, Fmg	4
3	395084	(002001-	) Bar, Brush	1
4	39350	(002001-	) Washer, Flat, .75 Sae	4
5	55094	(002001-	) Pin, Hair Cotter, 0.75 D .148 Wir	2
6	396501	(002001-	) Plate Wldt, Lock	1
7	76978	(002001-	) Bushing, Sleeve, 0.75b 0.88d 1.25l, Fgl	1
8	396506	(002001-	) Spacer, Lock	1
9	379829	(002001-	) Washer, 0.34b 1.50d .12, Stl, Pl	2
10	16735	(002001-	) Screw, Hex, M08 X 1.25 X 16, 8.8	2
11	39278	(002001-	) Screw, Hex, M08 X 1.25 X 50, 8.8	2
12	32491	(002001-	) Washer, Flat, .31 Std	2
13	39311	(002001-	) Nut, Hex, Std, M08 X 1.25	2
14	396504	(002001-	) Cam, Lock	1
15	54222	(002001-	) Spring, Extn, 1.00od X 0.09wir, 2.8l	1

Fig. 21 - Main Brush Drive Group

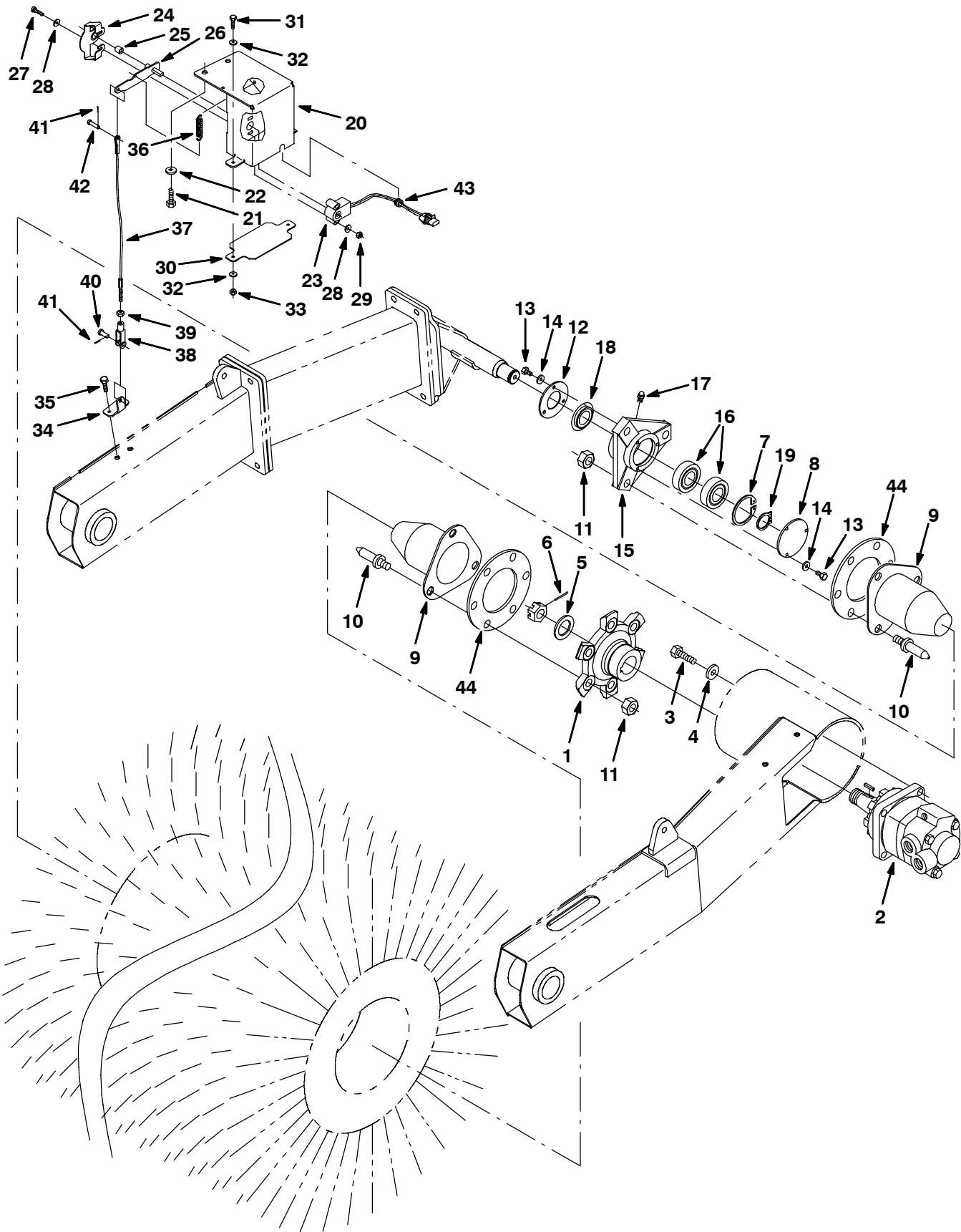


Fig. 21 - Main Brush Drive Group

Ref.	Tennant Part No.	Machine Serial Number	Description	Qty.
1	394200	(002001-	) Plug, Drive	1
2	394432	(002001-	) Motor, Hyd, Gear, [In] 17.1 B 3000 (See Breakdowns)	1
3	39811	(002001-	) Screw, Hex, .50-13 X 1.50, 5	4
4	41619	(002001-	) Washer, Flat, 0.50 Ss	4
5	54051	(002001-	) Washer, 1.39b 2.12d .13, Stl	1
6	08202	(002001-	) Pin, Cotter, .125 X 1.75	1
7	763133	(002001-	) Ring, Retaining, Int, Metric, 62mm	1
8	761130	(002001-	) Plate, Cover, Drive, Brush	1
9	761131	(002001-	) Plug, Guide, Brush	2
10	761128	(002001-	) Pin, Plug, Brush	9
11	33342	(002001-	) Nut, Hex, Lock, M16 X 2.0, NI	9
12	394219	(002001-	) Plate, Idler, Brush	1
13	15678	(002001-	) Screw, Hex, M 6 X 1.0 X 16, Ss	6
14	01684	(002001-	) Washer, Flat, 0.25 Ss	6
15	394235	(002001-	) Plug, Idler, Brush	1
16	360074	(002001-	) Bearing, Ball, 1.18b 2.44d 0.63w	2
17	06418	(002001-	) Fitting, Grease, Str Pm02 .66l	1
18	763134	(002001-	) Seal, Dust, Plug Drive, Brush	1
19	763131	(002001-	) Ring, Retaining, Ext, Metric, 30mm	1
20	395131	(002001-	) Box, Wldt, Arm	1
21	39283	(002001-	) Screw, Hex, M10 X 1.5 X 25, 8.8	2
22	32492	(002001-	) Washer, Flt, .38 Std	2
23	394055	(002001-	) Sensor, Rotation	1
24	396284	(002001-	) Bracket Wldt, Retainer	1
25	44238-5	(002001-	) Bushing, Flng, 0.37b . D 0.50l	1
26	396721	(002001-	) Lever, Arm Wldt	1
27	06939	(002001-	) Screw, Pan, M05 X 0.8 X 45, 4.8	2
28	19066	(002001-	) Washer, Flt, #10	4
29	06549	(002001-	) Nut, Hex, Lock, M05 X 0.8, NI	2
30	395132	(002001-	) Cover	1
31	15678	(002001-	) Screw, Hex, M06 X 1.0 X 16, Ss	2
32	01684	(002001-	) Washer, Flt, .25 Ss	4
33	08712	(002001-	) Nut, Hex, Lock, M06 X 1.0, NI, Ss	2
34	395126	(002001-	) Bracket, Hook	1
35	16931	(002001-	) Screw, Hex, M08 X 1.25 X 20, 8.8	2
36	396683	(002001-	) Spring, Extn, 0.500d X 0.07wir, 3.5l	1
37	395613	(002001-	) Cable, .09d, 18.25l, .18 Fork, .25-28	1
38	14595-1	(002001-	) Clevis, Adj, 0.25pin, .25-28	1
39	01714	(002001-	) Nut, Hex, Std, .25-28	1
40	51727	(002001-	) Pin, Clevis, 0.25 D X 1.00l	1
41	08179	(002001-	) Pin, Cotter, .094 X 1.00	2
42	76782	(002001-	) Pin, Clevis, 0.19 D X 0.75l	1
43	10632-12	(002001-	) Grommet, Rbr, 0.38id, F/ 0.5h, .12matl	1
44	395826	(002001-	) Plate, Broom, Spacer	1

**Fig. 22 - Right Main Brush Arm And Drag Shoe Group**

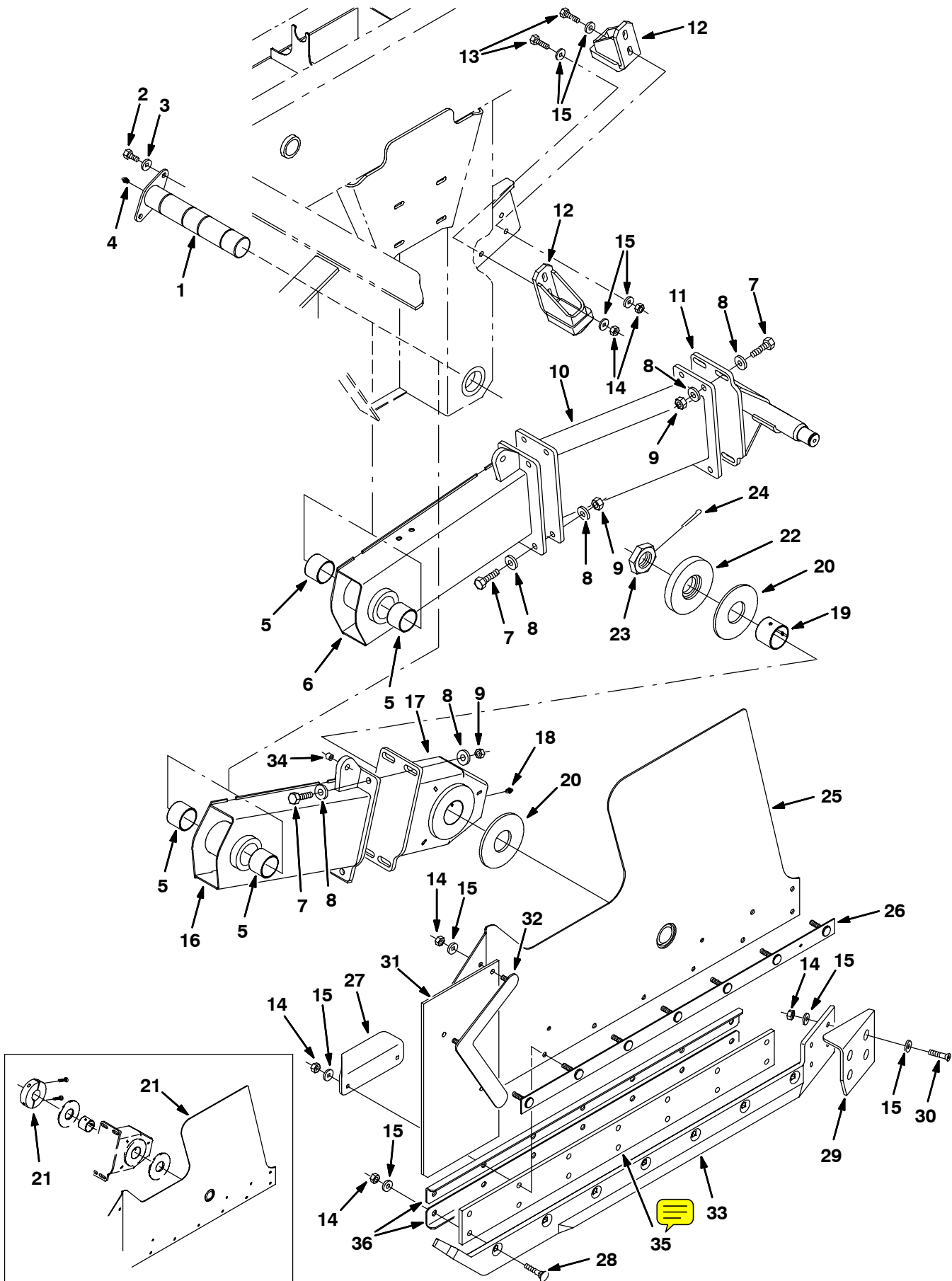


Fig. 22 - Right Main Brush Arm And Drag Shoe Group

Ref.	Tennant Part No.	Machine Serial Number	Description	Qty.
1	394126	(002001-	) Pin Wldt, Linkage, Brush	1
2	09028	(002001-	) Screw, Hex, M10 X 1.5 X 25, Ss	2
3	01686	(002001-	) Washer, Flt, .38 Ss	2
4	06418	(002001-	) Fitting, Grease, Str Pm02 .66l	2
5	394276	(002001-	) Bushing, Sleeve, 1.875b 2.062d 1.5l, Bnz	4
6	394204	(002001-	) Arm Wldt, Upper, Rh	1
7	69972	(002001-	) Screw, Hex, M12 X 1.75 X 40, 10.9	12
8	32493	(002001-	) Washer, Flat, 0.50 Std	24
9	08711	(002001-	) Nut, Hex, Lock, M12 X 1.75, NI	12
10	396742	(002001-	) Arm Wldt, Lower, Rh W/ Label	1
11	394217	(002001-	) Bracket Wldt	1
12	394317	(002001-	) Bar Wldt, Arm, Stop	2
13	77347	(002001-	) Screw, Hex, M10X1.5X35, Ss	4
14	08714	(002001-	) Nut, Hex, Lock, M10 X 1.5, NI, Ss	25
15	32485	(002001-	) Washer, Flat, .38 Sae	29
16	394262	(002001-	) Arm Wldt, Shield, Inner, Rh	1
17	394237	(002001-	) Arm Wldt, Shield, Lift, Outer, Rh	1
18	07259	(002001-	) Fitting, Grease, Str Pm04 .47l	1
19	395090	(002001-	) Bushing, Sleeve, Rwk	1
20	394273	(002001-	) Washer, Thrust	2
21	9001250	(002001-002595	) Shield Kit, Main Broom, Modif, Ci	1
22	1015760	(002596-	) Washer, Spacer	1
23	51366-2	(002596-	) Nut, Hex, Sltd, 1.50-18	1
24	08202	(002596-	) Pin, Cotter, .125 X 1.75	1
25	1021118	(002596-	) Shield Wldt, Brush, Rh	1
26	394307	(002001-	) Bar, Shoe, Drag	2
27	395815	(002001-	) Bracket, Stop, Shoe, Rh	1
28	394302	(002001-	) Screw, Flt, M10 X 1.5 X 50 [Sq Neck]	7
29	1009588	(002001-	) Plate, Shield, Brush, Rh	1
30	395825	(002001-	) Screw, Flat, M10 X 1.5 X 30, Ss	4
31	395085	(002001-	) Skirt, Broom	1
32	395087	(002001-	) Strip, Retainer, Rh	1
33	1005234	(002001-	) Shoe, Drag, Rh	1
34	395881	(002001-	) Bushing	1
35	9000214	(002001-	) Kit, Dragshoe Hinge (contains 2 strips)	1
36	394280	(002001-	) Strip, Retainer	2

Fig. 23 - Left Main Brush Arm And Drag Shoe Group

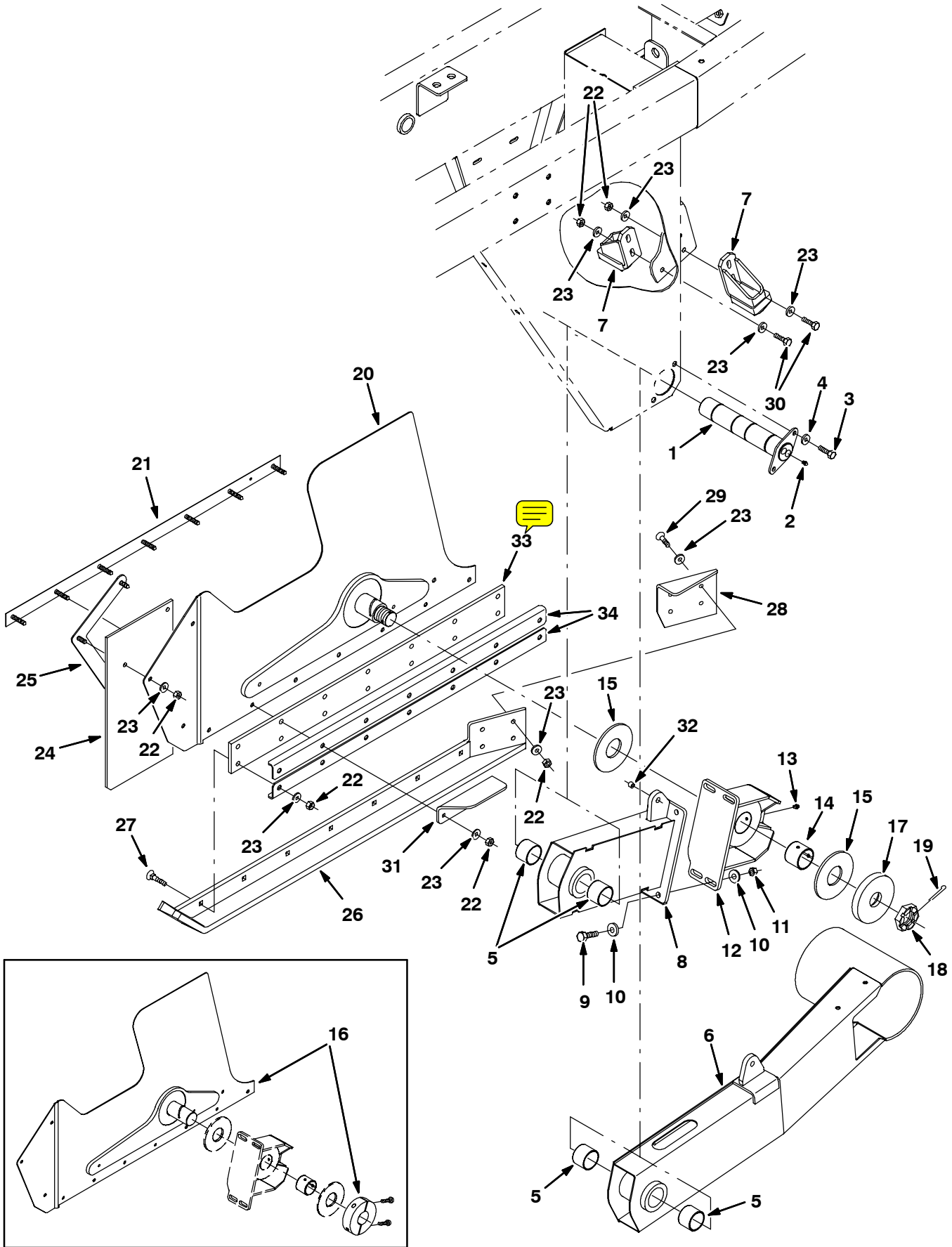


Fig. 23 - Left Main Brush Arm And Drag Shoe Group

Ref.	Tennant Part No.	Machine Serial Number	Description	Qty.
1	394126	(002001-	) Pin Wldt, Linkage, Brush	1
2	06418	(002001-	) Fitting, Grease, Str Pm02 .66l	2
3	09028	(002001-	) Screw, Hex, M10 X 1.5 X 25, Ss	2
4	01686	(002001-	) Washer, Flt, .38 Ss	2
5	394276	(002001-	) Bushing, Sleeve, 1.875b 2.062d 1.5l, Bnz	4
6	396744	(002001-	) Arm Wldt, Lh W/ Label	1
7	394317	(002001-	) Bar Wldt, Arm, Stop	2
8	394260	(002001-	) Arm Wldt, Shield, Inner, Lh	1
9	69972	(002001-	) Screw, Hex, M12 X 1.75 X 40, 10.9	4
10	32493	(002001-	) Washer, Flat, 0.50 Std	8
11	08711	(002001-	) Nut, Hex, Lock, M12 X 1.75,NI	4
12	394236	(002001-	) Arm Wldt, Shield, Lift, Outer, Lh	1
13	07259	(002001-	) Fitting, Grease, Str Pm04 .47l	1
14	395090	(002001-	) Bushing, Sleeve, Rwk	1
15	394273	(002001-	) Washer, Thrust	2
16	9001250	(002001-002595)	) Shield Kit, Main Broom, Modif, Ci	1
17	1015760	(002596-	) Washer, Spacer	1
18	51366-2	(002596-	) Nut, Hex, Sltd, 1.50-18	1
19	08202	(002596-	) Pin, Cotter, .125 X 1.75	1
20	1021115	(002596-	) Shield Wldt, Brush, Lh	1
21	394307	(002001-	) Bar, Shoe, Drag	1
22	08714	(002001-	) Nut, Hex, Lock, M10 X 1.5, NI, Ss	25
23	32485	(002001-	) Washer, Flat, .38 Sae	29
24	395085	(002001-	) Skirt, Broom	1
25	395086	(002001-	) Strip, Retainer, Lh	1
26	1005812	(002001-	) Shoe, Drag, Lh	1
27	394302	(002001-	) Screw, Flt, M10 X 1.5 X 50 [Sq Neck]	7
28	1009584	(002001-	) Plate, Shield, Brush, Lh	1
29	395825	(002001-	) Screw, Flat, M10 X 1.5 X 30, Ss	4
30	77347	(002001-	) Screw, Hex, M10 X 1.5 X 35, Ss	4
31	395814	(002001-	) Bracket, Stop, Shoe, Lh	1
32	395881	(002001-	) Bushing	1
33	9000214	(002001-	) Kit, Dragshoe Hinge (contains 2 strips)	1
34	394280	(002001-	) Strip, Retainer	2

Fig. 24 - Main Brush Skirts And Shield Group

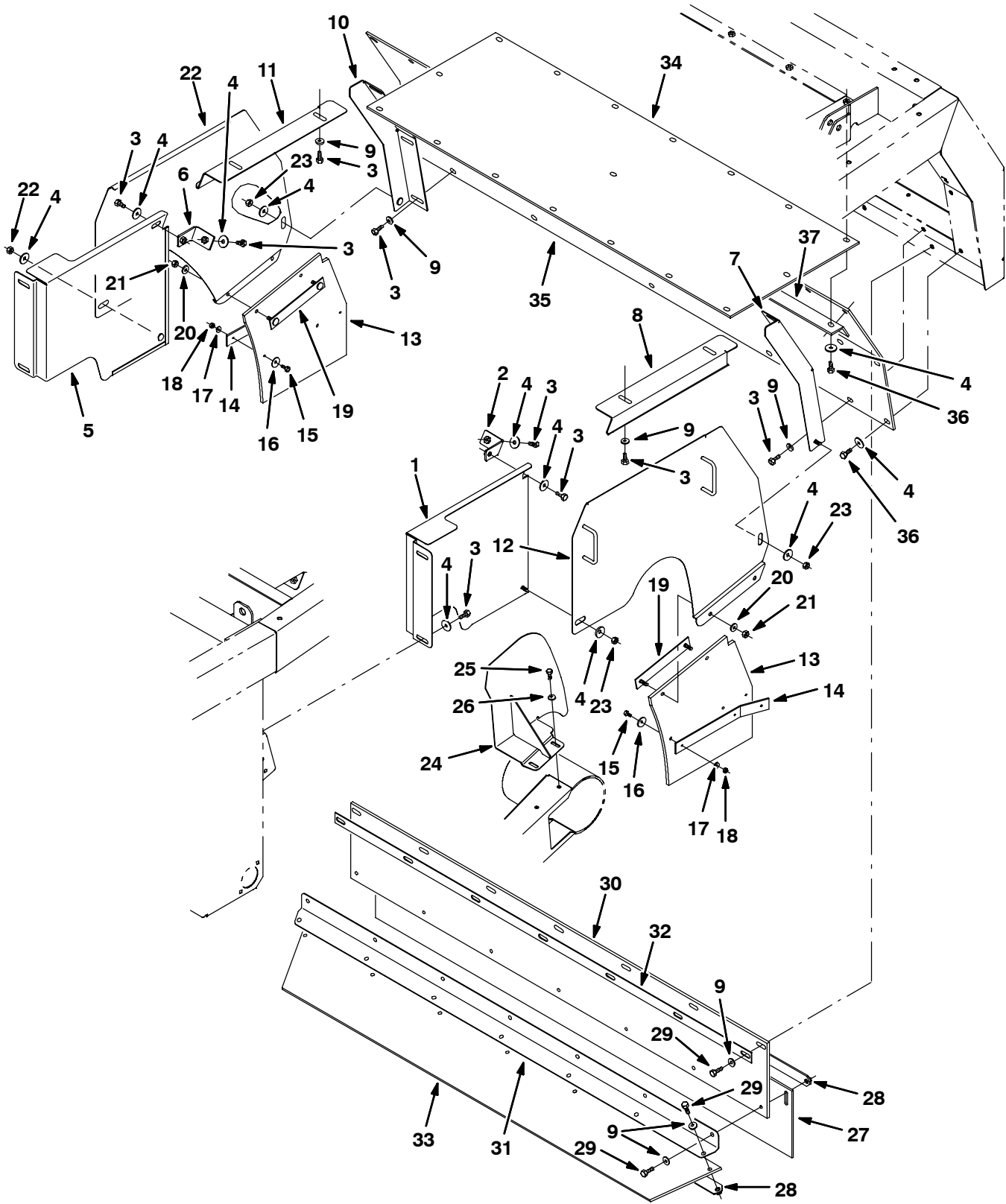




Fig. 24 - Main Brush Skirts And Shield Group

Ref.	Tennant Part No.	Machine Serial Number	Description	Qty.
1	395837	(002001-	) Panel, Lh	1
2	394368	(002001-	) Bracket, Mtg, Lh	1
3	12317	(002001-	) Screw, Hex, M10 X 1.5 X 30, Ss	18
4	395119	(002001-	) Washer, 0.41b 1.38d .12, Stl	42
5	395836	(002001-	) Panel, Rh	1
6	394369	(002001-	) Bracket, Mtg, Rh	1
7	394390	(002001-	) Bracket, Shrd, Lh	1
8	395099	(002001-	) Bracket, Shrd, Top, Lh	1
9	01686	(002001-	) Washer, Flt, .38 Ss	31
10	394391	(002001-	) Bracket, Shrd, Rh	1
11	395098	(002001-	) Bracket, Shrd, Top, Rh	1
12	394385	(002001-	) Panel Wldt, Lh	1
▽	9000108	(002001-	) Kit, Replmt, Skirt, Brush	2
▲	1009483	(002001-	) Skirt, Brush	1
▲	1009606	(002001-	) Strip, Skirt	1
▲	09007	(002001-	) Screw, Hex, M06 X 1.0 X 25, Ss	6
▲	41178	(002001-	) Washer, Flat, .25 Fender	6
▲	01684	(002001-	) Washer, Flat, 0.25 Ss	6
▲	08712	(002001-	) Nut, Hex, Lock, M06 X 1.0, NI, Ss	6
19	395106	(002001-	) Strip, Retainer, Lh	2
20	01686	(002001-	) Washer, Flat, 0.38 Ss	14
21	08714	(002001-	) Nut, Hex, Lock, M10 X 1.5, NI, Ss	14
22	1009896	(002001-	) Panel Wldt, Rh	1
23	08714	(002001-	) Nut, Hex, Lock, M10 X 1.5, NI, Ss	4
24	395816	(002001-	) Cover	1
25	09740	(002001-	) Screw, Hex, M08 X 1.25 X 20, Ss	2
26	01685	(002001-	) Washer, Flt, .31 Ss	2
27	1013679	(002001-	) Skirt, Recirculation	1
28	395534	(002001-	) Bar, Skirt	2
29	77347	(002001-	) Screw, Hex, M10 X 1.5 X 35, Ss	21
30	395535	(002001-	) Plate, Hinge, Skirt	1
31	394373	(002001-	) Plate, Recirculation	1
32	395536	(002001-	) Bar, Hinge	1
33	395806	(002001-	) Skirt, Recirculation	1
34	395092	(002001-	) Panel, Plstc	1
35	395091	(002001-	) Panel, Plstc, Lower, Rear	1
36	09028	(002001-	) Screw, Hex, M10 X 1.5 X 25, Ss	30
37	1012077	(002001-	) Bar, Shroud	1

**Fig. 25 - Right Gutter Broom Motor Group**

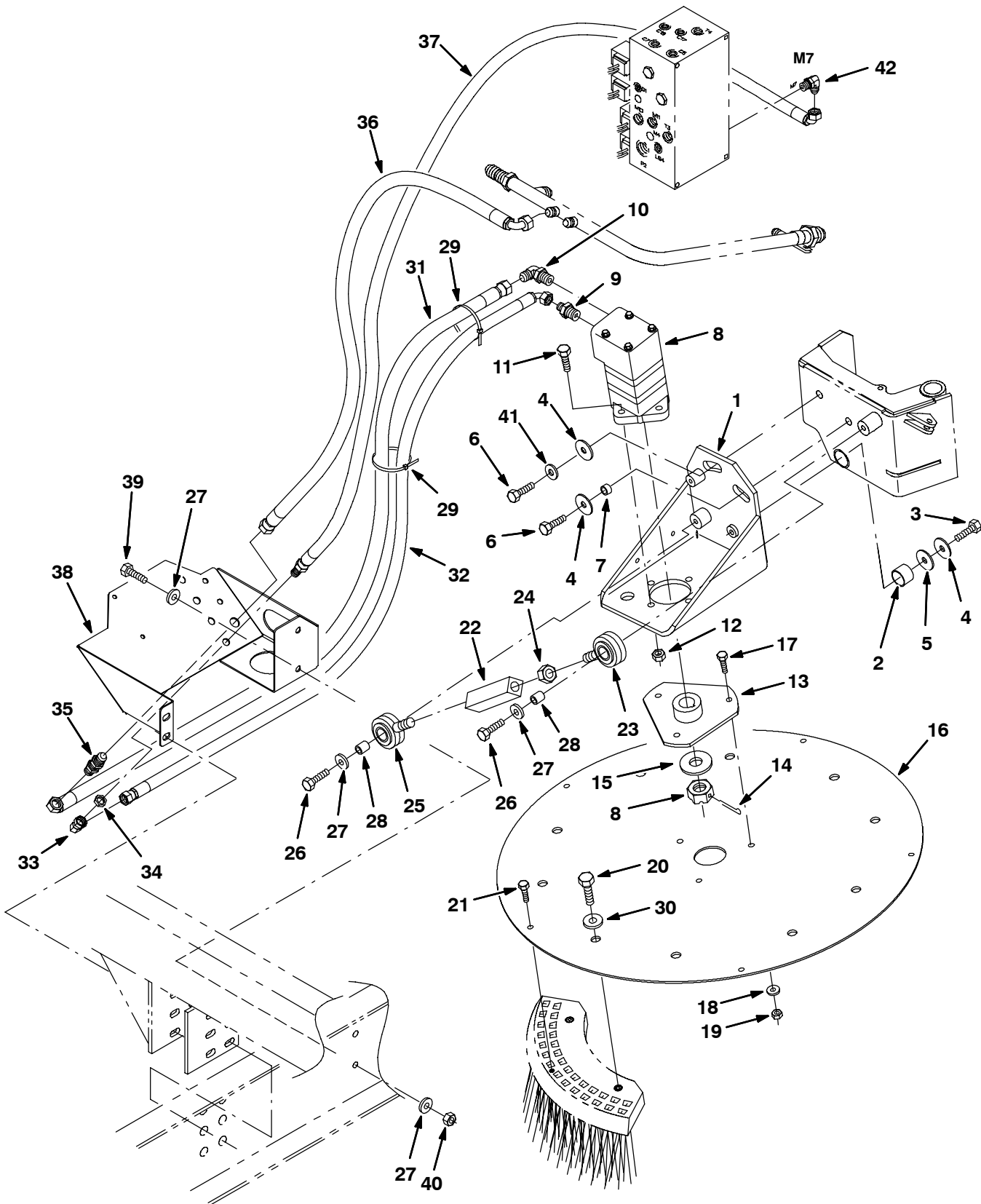


Fig. 25 - Right Gutter Broom Motor Group

Ref.	Tennant Part No.	Machine Serial Number	Description	Qty.
1	394466	(002001-	) Mount Wldt, Motor, Rh	1
2	57936	(002001-	) Bushing, Sleeve, 1.25b 1.41d 1.00l, Tef	1
3	09745	(002001-	) Screw, Hex, M12 X 1.75 X 25, Ss	1
4	04414	(002001-	) Washer, 0.53b 1.88d .12, Stl, Pl	3
5	394628	(002001-	) Washer, 0.50b 1.75d .12, Nyl	1
6	09029	(002001-	) Screw, Hex, M12 X 1.75 X 40, Ss	2
7	395509	(002001-	) Bushing, Sleeve, 0.51b 0.75d .42l	1
8	394433	(002001-	) Motor, Hyd, Gear, [In] 11.9 B 3000 (See Breakdowns)	1
9	47508	(002001-	) Fitting, Hyd, Str, Jm06/Om10	1
10	56821	(002001-	) Fitting, Hyd, E90, Jm08/Om10	1
11	09029	(002001-	) Screw, Hex, M12 X 1.75 X 40, Ss	4
12	09741	(002001-	) Nut, Hex, Lock, M12 X 1.75, NI, Ss	4
13	761428	(002001-	) Hub, Brush	1
14	08202	(002001-	) Pin, Cotter, .125 X 1.75	1
15	32969	(002001-	) Washer, Flat, 1.00 Sae Hard	1
16	396737	(002001-	) Panel Wldt, Brush W/ Labels	1
17	12317	(002001-	) Screw, Hex, M10 X 1.5 X 30, Ss	3
18	01686	(002001-	) Washer, Flt, .38 Ss	3
19	08714	(002001-	) Nut, Hex, Lock, M10 X 1.5, NI, Ss	3
20	48415	(002001-	) Screw, Hex, .62-11 X 1.50, 5	10
21	27988	(002001-	) Screw, Hex, .38-16 X 1.50, 5	5
22	394629	(002001-	) Bar, Sq, Adj	1
23	368336	(002001-	) Rod-End, .75-16rh Mal 0.75b	1
24	35886	(002001-	) Nut, Hex, Jam, .75-16	1
25	394442	(002001-	) Rod-End, .75-16lh Mal 0.75b	1
26	09774	(002001-	) Screw, Hex, M12 X 1.75 X 50, Ss	2
27	32486	(002001-	) Washer, Flt, .50 Sae	6
28	394643	(002001-	) Tube, 0.75d 0.50b 0.844l	2
29	763113	(002001-	) Tie, Cable, 20.0l, 6.00d Max	3
30	15331	(002001-	) Washer, Flt, .62 Sae	10
31	396223	(002001-	) Hose, Hyd, Tc 08, Jf08str /Jf08e90 , 50.0	1
32	386711	(002001-	) Hose, Hyd, Tc 06, Jf Str/E90 , 48.0l	1
33	47504	(002001-	) Fitting, Hyd, E90, Jm06/Jf06	1
34	35904	(002001-	) Fitting, Hyd, Nut, Jm06	1
35	82918	(002001-	) Fitting, Hyd, Str, Jm08/Jm08bkhd	1
36	34366	(002001-	) Hose, Hyd, Med08, Jf08str /Jf08e90 , 23.0	1
37	396778	(002001-	) Hose, Hyd, Tc06, Jm06strb/Jf06e90, 118.0	1
38	1011816	(002001-	) Bracket, Hyd, Rh	1
39	394349	(002001-	) Screw, Hex, M12 X 1.75 X 45, 10.9 Pltd	2
40	394326	(002001-	) Nut, Hex, Std, M12 X 1.75, 10	2
41	36328	(002001-	) Washer, Belleville, .50	1
42	71727	(002001-	) Fitting, Hyd, E90, Jm06/Om06l	1

**Fig. 26 - Right Gutter Broom Lift Group**

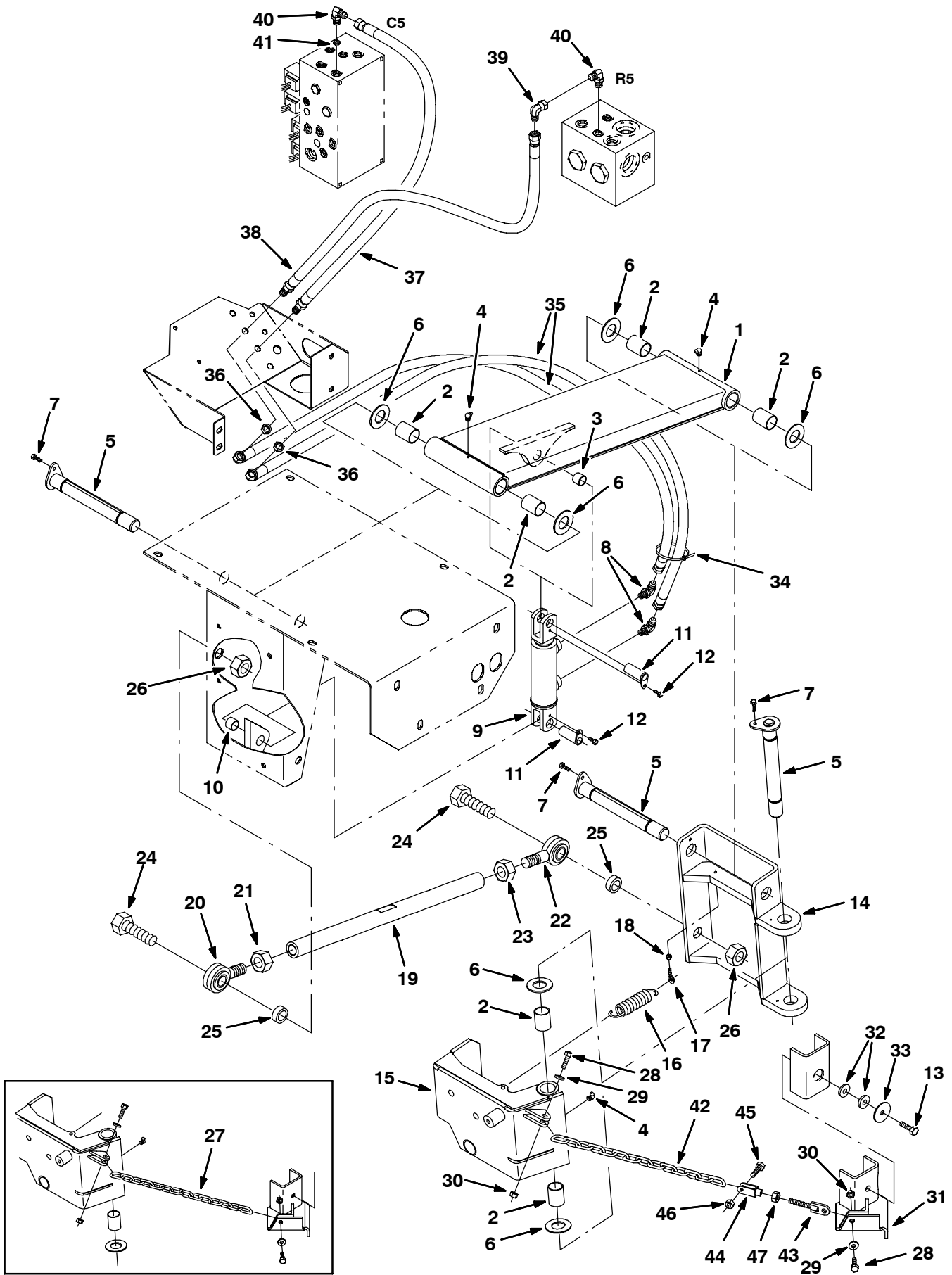


Fig. 26 - Right Gutter Broom Lift Group

Ref.	Tennant Part No.	Machine Serial Number	Description	Qty.
1	394465	(002001-	) Arm Wldt, Lift	1
2	394445	(002001-	) Bearing, Journal	6
3	394681	(002001-	) Bearing, Journal	1
4	11048	(002001-	) Fitting, Grease, E90 Pm02 .84l	3
5	395389	(002001-	) Shaft Wldt	3
6	394446	(002001-	) Bearing, Thrust, 1.25b 2.38d 0.12w	6
7	74455	(002001-	) Screw, Hex, M06 X 1.0 X 12, Fmg	3
8	77098	(002001-	) Fitting, Hyd, E90, Jm06/Om04	2
9	394452	(002001-	) Cylinder, Hyd 2.0b,11.3l,04.00strk,3000	1
10	394681	(002001-	) Bearing, Journal	1
11	1007105	(002001-	) Pin Wldt, Clevis	2
12	11635	(002001-	) Screw, Hex, M6 X 1.0 X 12, Ss, NI	4
13	32731	(002001-	) Screw, Hex, M10 X 1.5 X 50, Ss	1
14	396733	(002001-	) Channel Wldt, Rh W/ Label	1
15	394633	(002001-	) Pivot Wldt, Rh	1
16	394461	(002001-	) Spring, Extn, 1.25od X 0.15wir, 7.0l	2
17	395387	(002001-	) Bolt, Eye, M6x1.0 X 1.5l, .39 Eye	2
18	07785	(002001-	) Nut, Hex, Std, M06 X 1.0 , Ss	2
19	394470	(002001-	) Bar, Adj	1
20	394443	(002001-	) Rod-End, 1.00-14rh Mal 1.00b	1
21	48988	(002001-	) Nut, Hex, Jam, 1.00-14	1
22	394444	(002001-	) Rod-End, 1.00-14lh Mal 1.00b	1
23	395518	(002001-	) Nut, Hex, Jam, 1.00-14, G5, Left	1
24	39912	(002001-	) Screw, Hex, 1.00-08 X 3.50, 5	2
25	1008860	(002001-	) Tube, Spacer, Pltd	2
26	02589	(002001-	) Nut, Hex, Lock, 1.00-08, NI	2
27	9000762	(002001-002129	) Chain Kit, Gutter Broom	1
28	77347	(002001-	) Screw, Hex, M10 X 1.5 X 35, Ss	2
29	01686	(002001-	) Washer, Flt, .38 Ss	2
30	08714	(002001-	) Nut, Hex, Lock, M10 X 1.5, NI, Ss	2
31	394641	(002001-	) Mount Wldt, Stop, Rh	1
32	32493	(002001-	) Washer, Flt, .50 Std	2
33	58228	(002001-	) Washer, 0.44b 2.00d .12, Stl, PI	1
34	763113	(002001-	) Tie, Cable, 20.0l, 6.00d Max	2
35	396221	(002001-	) Hose, Hyd,Tc 06, Jf06str /Jf06e90 , 40.0	2
36	35904	(002001-	) Fitting, Hyd, Nut, Jm06	2
37	396206	(002001-	) Hose, Hyd,Tc 06, Jm06strb/Jf06str ,103.0	1
38	396238	(002001-	) Hose, Hyd,Med06, Jm06strb/Jf06str , 86.0	1
39	47504	(002001-	) Fitting, Hyd, E90, Jm06/Jf06	1
40	56820	(002001-	) Fitting, Hyd, E90, Jm06/Om06	2
41	771086	(002001-	) Fitting, Hyd, Orifice, 0.047	2
42	1016597	(002130-	) Chain, 26 Link	1
43	1015977	(002130-	) Bolt, Eye, M12 X 1.75 X 55, 11.12 Eye	1
44	54467	(002130-	) Clevis, Adj, 0.38pin, M12x1.75	1
45	27988	(002130-	) Screw, Hex, .38-16 X 1.50, 5	1
46	50902	(002130-	) Nut, Hex, Lock, .38-16, NI	1
47	39313	(002130-	) Nut, Hex, Std, M12 X 1.75	1

Fig. 27 - Gutter Broom Debris Deflector Group

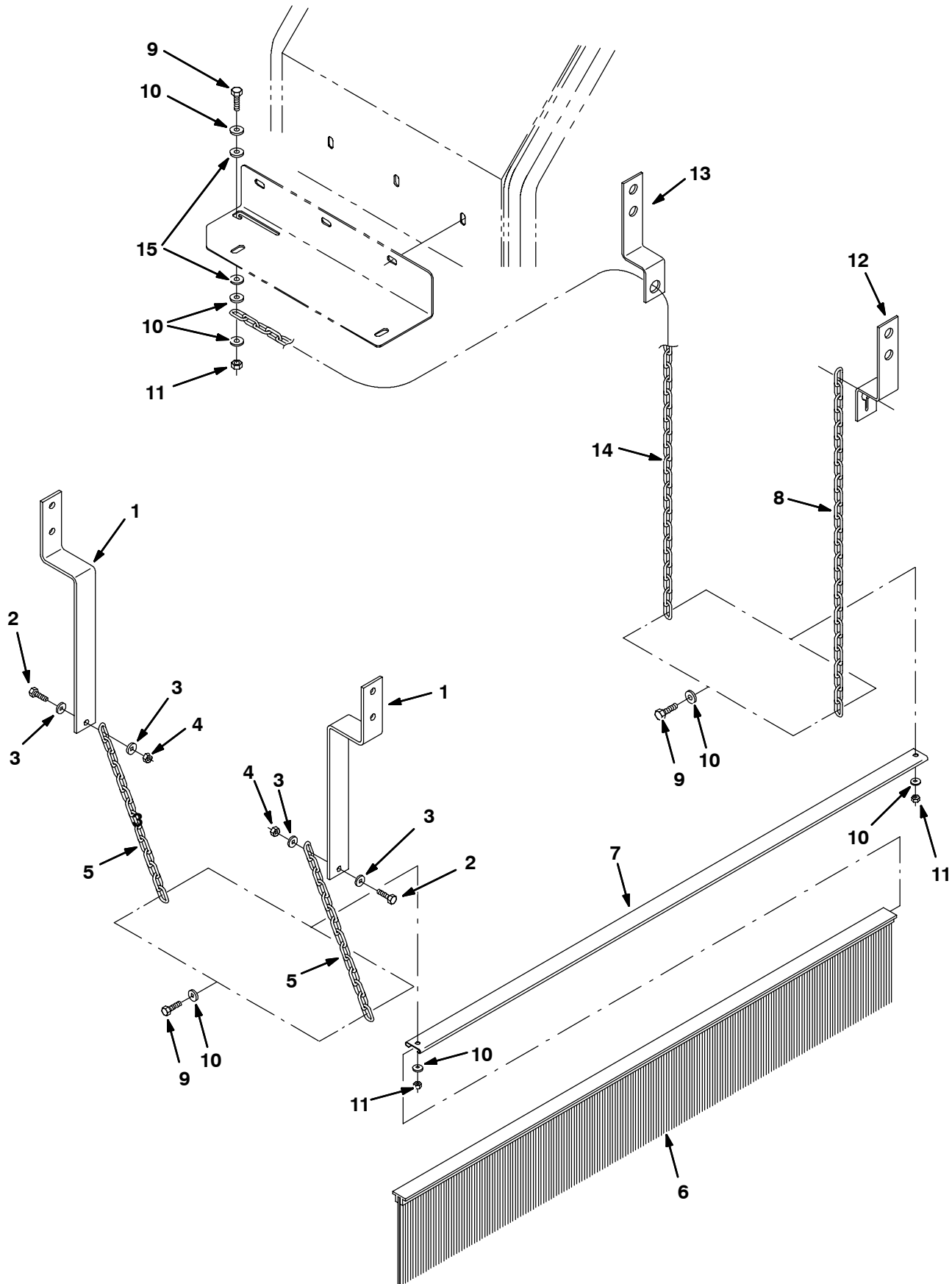


Fig. 27 - Gutter Broom Debris Deflector Group

Ref.	Tenant Part No.	Machine Serial Number	Description	Qty.
1	1012969	(002001-	) Bracket, Mtg, Front	2
2	12317	(002001-	) Screw, Hex, M10 X 1.5 X 30, Ss	2
3	01686	(002001-	) Washer, Flat, .38 Ss	4
4	08714	(002001-	) Nut, Hex, Lock, M10 X 1.5, NI, Ss	2
5	395342	(002001-	) Chain, Str	2
6	394849	(002001-	) Deflector, Dirt, Brush	1
7	394845	(002001-	) Channel, Brush	1
8	395001	(002001-	) Chain, Str	1
9	09011	(002001-	) Screw, Hex, M08 X 1.25 X 30, Ss	3
10	01685	(002001-	) Washer, Flat, .31 Ss	7
11	08713	(002001-	) Nut, Hex, Lock, M08 X 1.25,NI, Ss	3
12	394829	(002001-	) Plate, Mtg, Rear	1
13	396652	(002001-	) Plate, Mtg, Rear, Rh	1
14	396653	(002001-	) Chain, Str	1
15	43454	(002001-	) Washer, 0.34b 0.69d .06, Nyl	2

Fig. 28 - Hopper Group

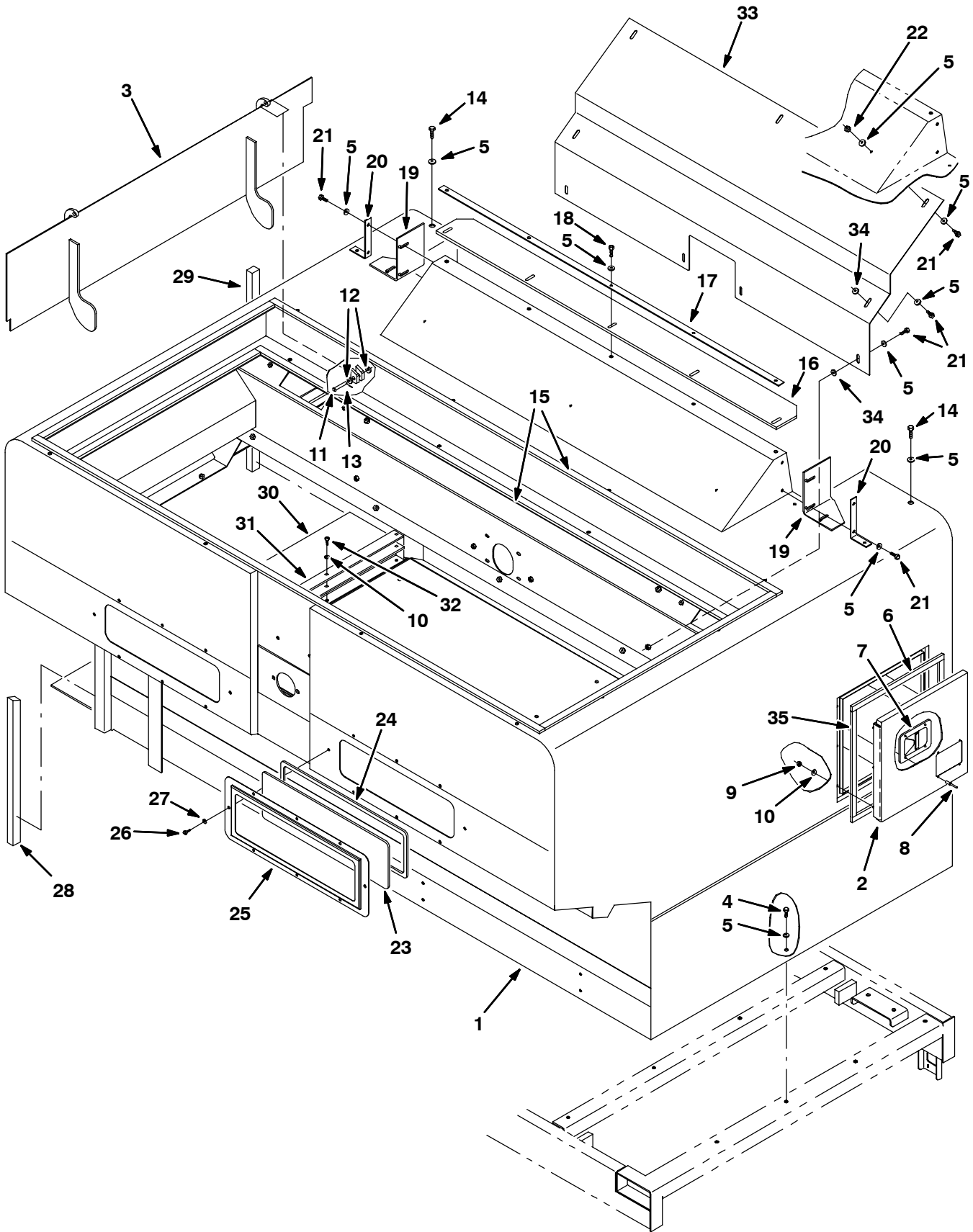




Fig. 28 - Hopper Group

Ref.	Tennant Part No.	Machine Serial Number	Description	Qty.
1	9000230	(002001-	) Hopper, Main, W/ Label	1
2	395328	(002001-	) Door, Access, White	1
3	395191	(002001-	) Door, Hppr, White	1
4	09010	(002001-	) Screw, Hex, M08 X 1.25 X 25, Ss	17
5	32491	(002001-	) Washer, Flt, .31 Std	44
6	395366	(002001-	) Seal, Rbr, Clsd Cell	1
7	394957	(002001-	) Latch, Door, Access	1
8	41732	(002001-	) Rivet, Blind, .188d X 0.45 X .38d, Stl	4
9	08708	(002001-	) Nut, Hex, Lock, M06 X 1.0, NI	3
10	32490	(002001-	) Washer, Flt, .25 Std	8
11	29584	(002001-	) Pin, Clevis, 0.37 D X 2.00l	2
12	39349	(002001-	) Washer, Flt, .31 Sae	4
13	08179	(002001-	) Pin, Cotter, .094 X 1.00	2
14	69225	(002001-	) Screw, Hex, .38-16 X 1.00, Ss	2
15	395365	(002001-	) Seal, Rbr, Clsd Cell	2
16	395634	(002001-	) Seal, Hppr, Top	1
17	395635	(002001-	) Plate, Retainer, Hppr	1
18	76570	(002001-	) Screw, Hex, M08 X 1.25 X 30, 8.8	5
19	395641	(002001-	) Seal, Hppr, Side	2
20	395642	(002001-	) Retainer, Hppr, Side	2
21	39277	(002001-	) Screw, Hex, M08 X 1.25 X 25, 8.8	15
22	08713	(002001-	) Nut, Hex, Lock, M08 X 1.25, NI, Ss	3
23	395160	(002001-	) Pane, Wndw	2
24	395164	(002001-	) Seal, Wndw, Frame	2
25	395954	(002001-	) Bracket Wldt, Wndw, Frame	2
26	78939	(002001-	) Screw, Hex, M06 X 1.0 X 25, Ss, NI	16
27	01684	(002001-	) Washer, Flt, .25 Ss	16
28	396907	(002001-	) Seal, Hppr Door	1
29	396908	(002001-	) Seal, Hppr Door	1
30	395959	(002001-	) Seal, Door, Chute	1
31	395952	(002001-	) Plate, Seal, Sppt	1
32	09007	(002001-	) Screw, Hex, M06 X 1.0 X 25, Ss	5
33	396584	(002001-	) Plate, Deflector	1
34	364889	(002001-	) Washer, 0.33b .75d .18, Stl, PI	6
35	9000109	(002001-	) Seal, Rbr, Clsd Cell	1

**Fig. 29 - Hopper Base Group**

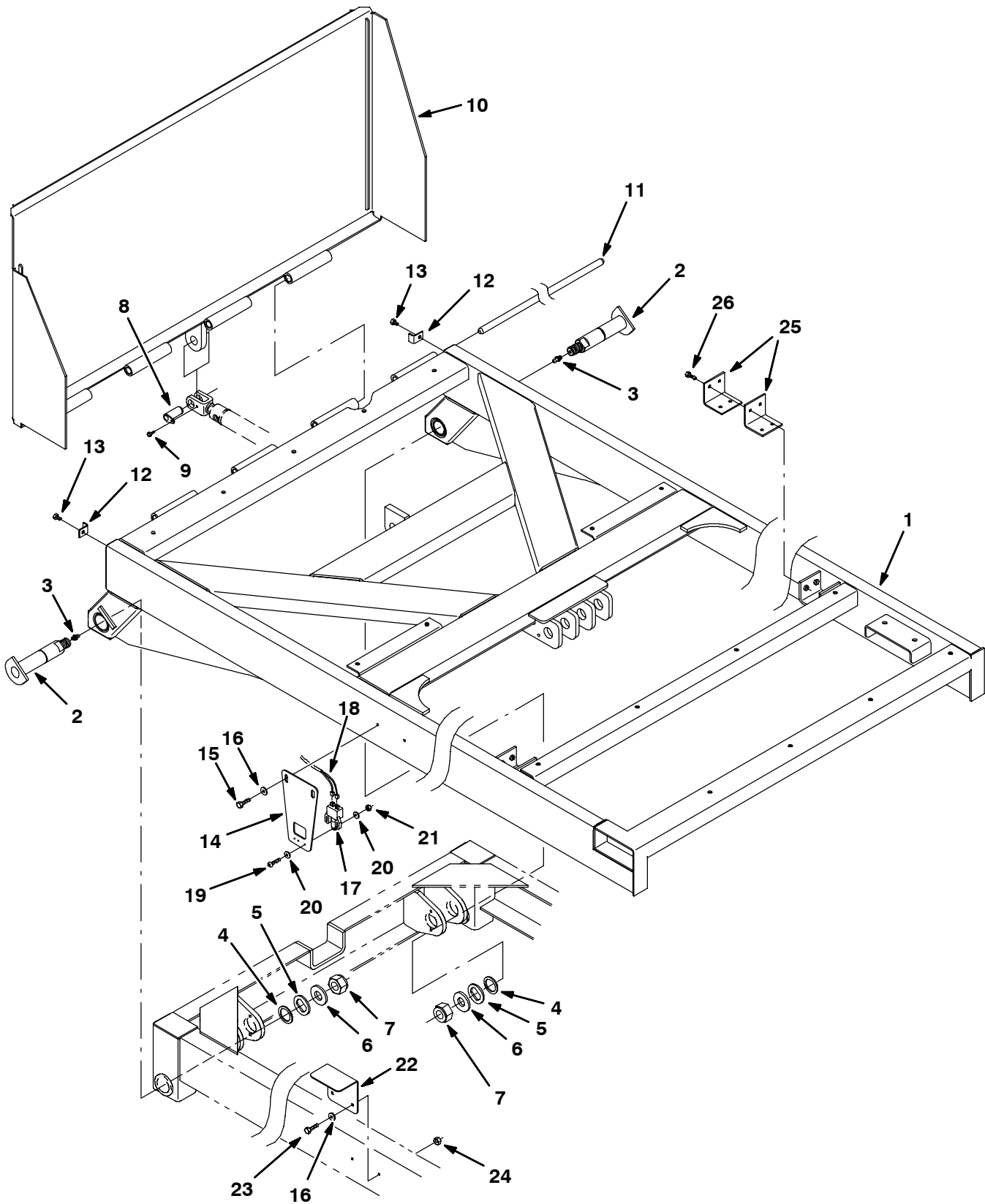
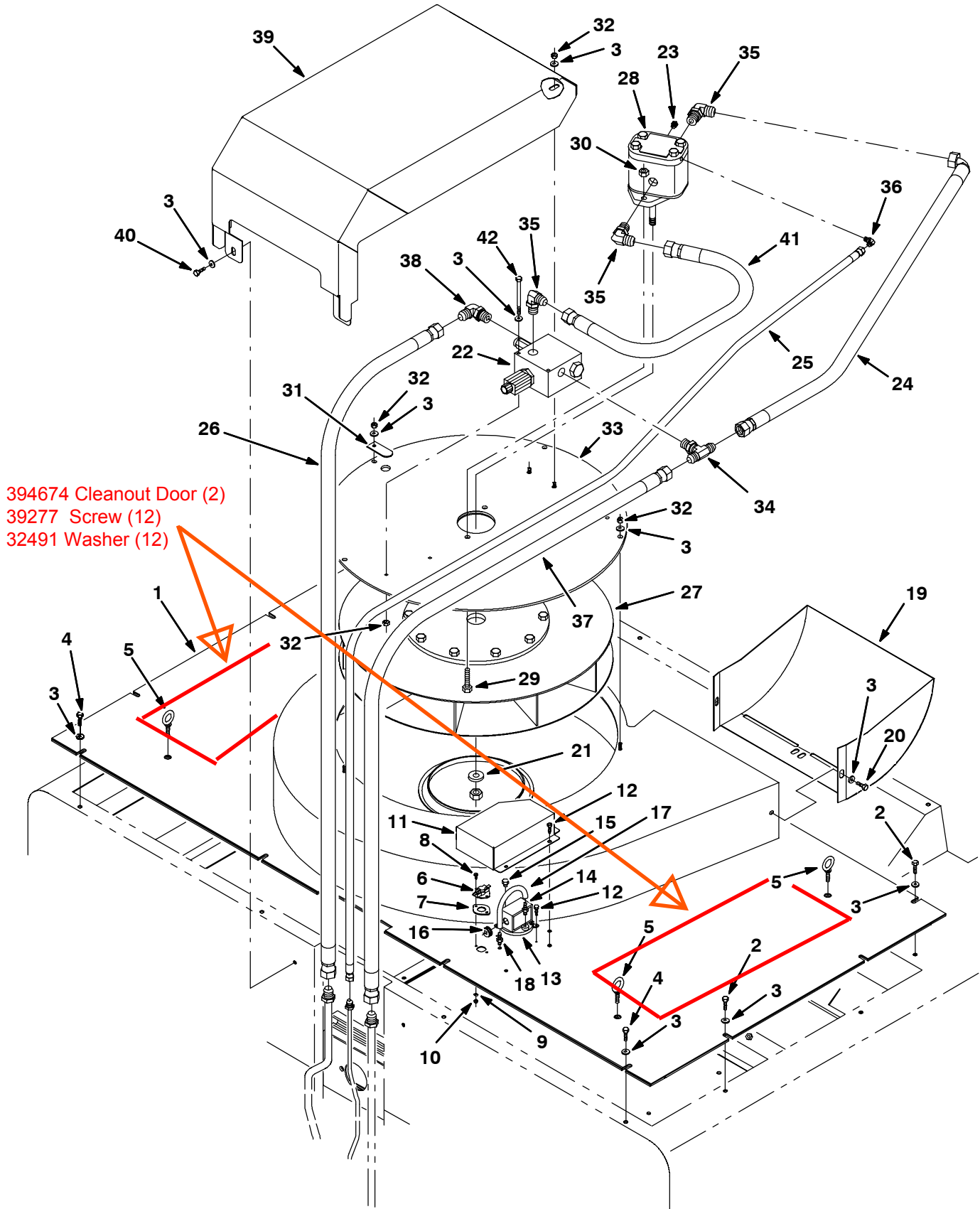


Fig. 29 - Hopper Base Group

Ref.	Tennant Part No.	Machine Serial Number	Description	Qty.	
1	395601	(002001-	) Hopper Wldt, Base	1	
2	396687	(002001-	) Pin Wldt	2	
3	06418	(002001-	) Fitting, Grease, Str Pm02 .66l	2	
4	396588	(002001-	) Bearing, Thrust	2	
5	396589	(002001-	) Plate, Pin	2	
6	396592	(002001-	) Plate, Spacer	2	
7	02589	(002001-	) Nut, Hex, Lock, 1.00-08, NI	2	
8	1007105	(002001-	) Pin Wldt, Clevis	1	
9	11635	(002001-	) Screw, Hex, M6 X 1.0 X 12, Ss, NI	1	
10	395192	(002001-	) Door, Chute, Hppr, White	1	
11	395669	(002001-	) Rod	1	
12	395670	(002001-	) Angle, Retainer	2	
13	361339	(002001-	) Screw, Hex, M06 X 1.0 X 16, Fmg	2	
14	1010216	(002001-	) Plate, Switch, Mtg	1	
15	76099	(002001-	) Screw, Hex, M 8 X 1.25 X 25, Fmg	2	
16	32491	(002001-	) Washer, Flat, 0.31 Std	4	
17	1010398	(002001-	) Switch	1	
18	1010576	(002001-	) Harness, Switch, Down, Hppr, [Centurion]	1	
19	06929	(002001-	) Screw, Pan, M4 X 0.7 X 25, 4.8	2	
20	19064	(002001-	) Washer, Flat, #06	4	
21	02850	(002001-	) Nut, Hex, Lock, M 4 X 0.7, NI	2	
22	1010208	(002001-	) Bracket, Switch, Stop	1	
23	39277	(002001-	) Screw, Hex, M8 X 1.25 X 25, 8.8	2	
24	07791	(002001-	) Nut, Hex, Flng, M8 X 1.25	2	
▽	9000100	(002001-	) Kit, Ci, Stop, Base, Hppr	1	
▲	25	1009352	(002001-	) Angle	2
▲	26	222159	(002001-	) Screw, Hex, M6 X 1.0 X 25, Fmg	2

**Fig. 30 - Hopper Vacuum Fan Group**



- 394674 Cleanout Door (2)
- 39277 Screw (12)
- 32491 Washer (12)

Fig. 30 - Hopper Vacuum Fan Group

Ref.	Tennant Part No.	Machine Serial Number	Description	Qty.
1	394674	(002001-	) Cover Wldt, Hppr	1
2	09010	(002001-	) Screw, Hex, M08 X 1.25 X 25, Ss	8
3	32491	(002001-	) Washer, Flt, .31 Std	30
4	69225	(002001-	) Screw, Hex, .38-16 X 1.00, Ss	2
5	42173-1	(002001-	) Bolt, Eye, .38-16 X 2.41 X 1.00 Eye	4
6	367679	(002001-	) Switch, Thermostat	1
7	82733	(002001-	) Gasket, Switch, Fire	1
8	55845	(002001-	) Screw, Hex, M 5 X 0.8 X 16, Fmg	2
9	19064	(002001-	) Washer, Flt, #06	2
10	02850	(002001-	) Nut, Hex, Lock, M04 X 0.7, NI	2
11	395778	(002001-	) Cover, Switch	1
12	74455	(002001-	) Screw, Hex, M06 X 1.0 X 12, Fmg	5
13	75465	(002001-	) Switch	1
14	40607	(002001-	) Fitting, Brs, Str, Pm02/Bm03	1
15	82739	(002001-	) Fitting, Brs, Breather 02mp	1
16	10632-4	(002001-	) Grommet, Rbr, 0.62id, F/ 0.9h, .06matl	1
17	396406	(002001-	) Hose, Vacuum	1
18	39923	(002001-	) Fitting, Brs, Str, Bm04/Bm04 Bkhd	1
19	1013387	(002001-	) DEFLECTOR WLDT, FAN, OUTLET	1
20	39277	(002001-	) Screw, Hex, M08 X 1.25 X 25, 8.8	2
21	15331	(002001-	) Washer, Flt, .62 Sae	1
22	1009842	(002001-	) Valve, Hyd, Sol, 12vdc (See Breakdowns)	1
23	33812	(002001-	) Fitting, Hyd, Plug, Om04	1
24	57949	(002001-	) Hose, Hyd,Hi 12, Jf12str /Jf12e90 , 18.0	1
25	49943	(002001-	) Hose, Hyd,Med06, Jf06str /Jf06str , 36.0	1
26	396251	(002001-	) Hose, Hyd,Med12, Jf12str /Jf12str , 28.0	1
27	394051	(002001-	) Impeller, Vacfan	1
28	1013453	(002001-	) Motor, Hyd, Gear, [Ex 2.01 R 3000]	1
29	06969	(002001-	) Screw, Hex, M12 X 1.75 X 40, 8.8	2
30	08711	(002001-	) Nut, Hex, Lock, M12 X 1.75,NI	2
31	396407	(002001-	) Plate, Cover	1
32	08713	(002001-	) Nut, Hex, Lock, M08 X 1.25,NI, Ss	11
33	395589	(002001-	) Plate Wldt, Motor, Mount	1
34	02686	(002001-	) Fitting, Hyd, Tee, Jm12/Om12/Jm12	1
35	46481	(002001-	) Fitting, Hyd, E90, Jm12/Om12	3
36	77098	(002001-	) Fitting, Hyd, E90, Jm06/Om04	1
37	9000363	(002001-	) Hose, Hyd,Tc 12, Jf12str /Jf12str , 23.0	1
38	62471	(002001-	) Fitting, Hyd, E90, Jm12om12l	1
39	396417	(002001-	) Cover, Guard, Fan	1
40	16931	(002001-	) Screw, Hex, M08 X 1.25 X 20, 8.8	2
41	9000364	(002001-	) Hose, Hyd,Tc 12, Jf12str /Jf12str , 27.0	1
42	364441	(002001-	) Screw, Hex, M8 X 1.25 X 110, Ss	2

Fig. 31 - Hopper Full Sensor Group

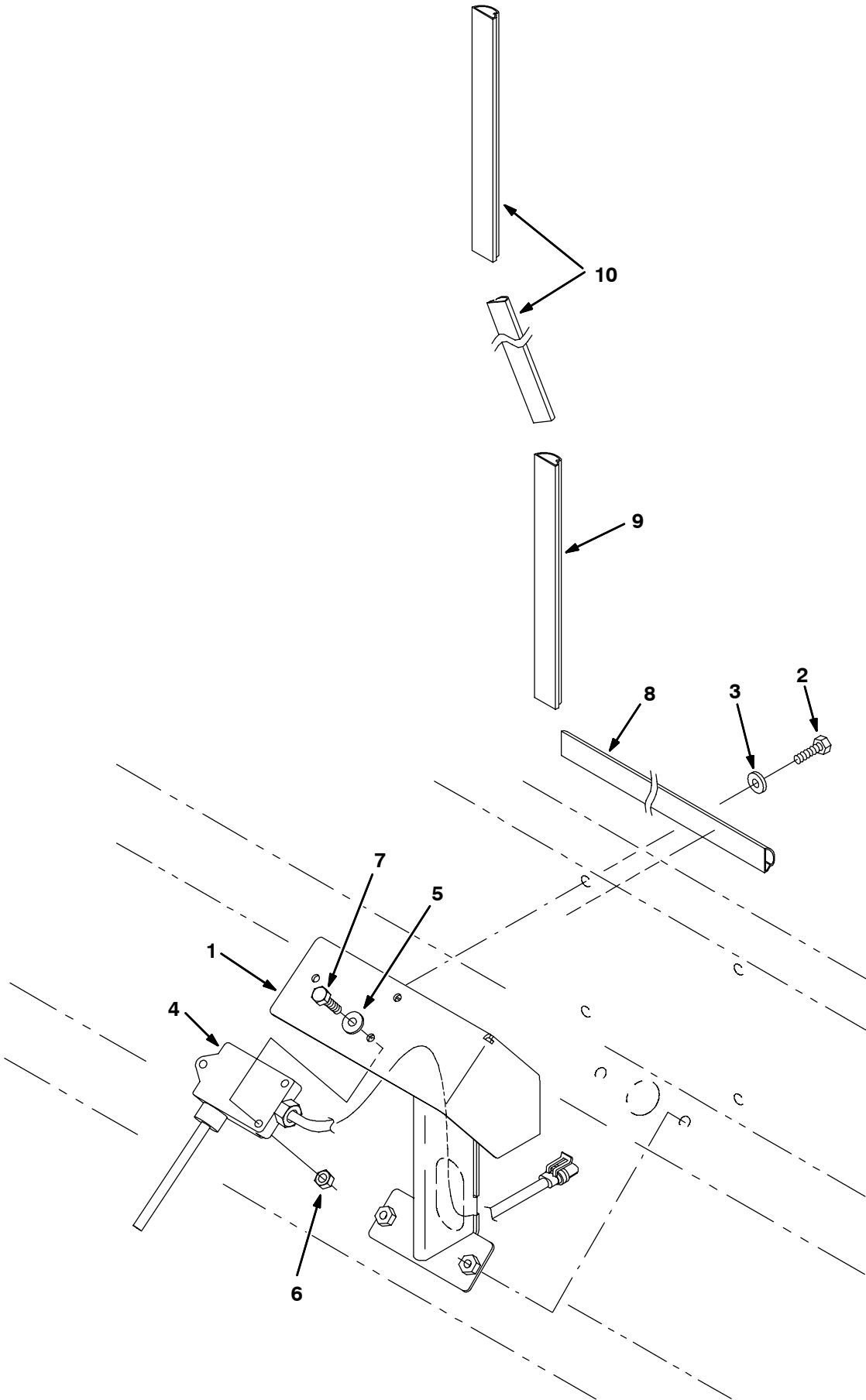


Fig. 31 - Hopper Full Sensor Group

Ref.	Tenant Part No.	Machine Serial Number	Description	Qty.
1	1011501	(002001-	) Mount Wldt, Switch	1
2	09740	(002001-	) Screw, Hex, M 8 X 1.25 X 20, Ss	9
3	01685	(002001-	) Washer, Flat, 0.31 Ss	12
4	1012256	(002001-	) Switch, Hppr, Full	1
5	01684	(002001-	) Washer, Flat, 0.25 Ss	8
6	08712	(002001-	) Nut, Hex, Lock, M 6 X 1.0, NI, Ss	4
7	09007	(002001-	) Screw, Hex, M6 X 1.0 X 25, Ss	1
8	396821	(002001-	) Duct, Vyl	1
9	86330	(002001-	) Duct, Vyl, 0.40 X 0.75 .25d 10.0l	1
10	396820	(002001-	) Duct, Vyl	2

**Fig. 32 - Hopper Filter Bag Group**

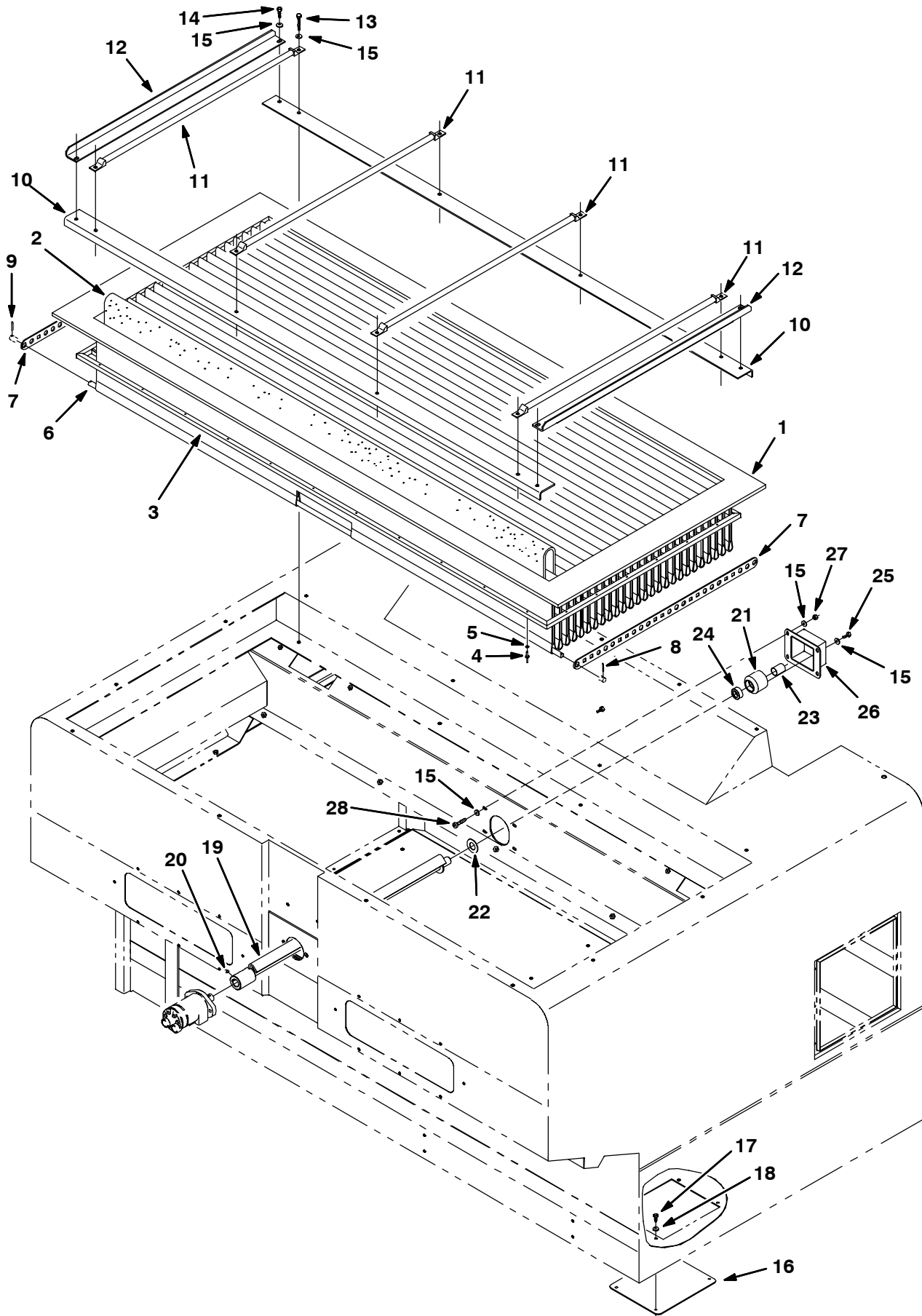




Fig. 32 - Hopper Filter Bag Group

Ref.	Tennant Part No.	Machine Serial Number	Description	Qty.
▽	9001482	(002001-	) Filter Kit, Bag, Replmt [Centurion]	1
▲	1 394831	(002001-	) Filter, Bag	1
▲	2 394688	(002001-	) Filter, Dust, Bag, Separator	13
▲	3 394614	(002001-	) Frame Wldt, Filter Bag	1
▲	4 763075	(002001-	) Rivet, Blind, .156d X 0.71 X .31d	34
▲	5 19065	(002001-	) Washer, Flt, #08	34
▲	6 394615	(002001-	) Tube, Rnd	26
▲	7 394948	(002001-	) Plate, Retainer	2
▲	8 08361	(002001-	) Pin, Cotter, .250 X 1.25	26
▲	9 391845	(002001-	) Pin, Roll, .250 D X 1.12l, .250/.256	26
	10 394665	(002001-	) Bracket, Retainer	2
	11 394666	(002001-	) Bar, Retainer	4
	12 395610	(002001-	) Angle Wldt, Sppt	2
	13 06957	(002001-	) Screw, Hex, M08 X 1.25 X 60, 8.8	8
	14 76570	(002001-	) Screw, Hex, M08 X 1.25 X 30, 8.8	4
	15 32491	(002001-	) Washer, Flt, .31 Std	24
	16 395335	(002001-	) Plate, Cover	1
	17 08716	(002001-	) Screw, Hex, M06 X 1.0 X 20, Ss	4
	18 32490	(002001-	) Washer, Flt, .25 Std	4
	19 394609	(002001-	) Bar Wldt, Beater	1
	20 70650	(002001-	) Screw, Set, M08 X 1.25 X 12, Soc	1
	21 760543	(002001-	) Tube, Mach, Support, Rear	1
	22 58677	(002001-	) Bearing, Thrust, 1.03b 2.00d 0.06w	1
	23 763278	(002001-	) Bearing	1
	24 763244	(002001-	) Seal	2
	25 16931	(002001-	) Screw, Hex, M08 X 1.25 X 20, 8.8	4
	26 395887	(002001-	) Panel, Cap	1
	27 08709	(002001-	) Nut, Hex, Lock, M08 X 1.25,NI	4
	28 223470	(002001-	) Screw, Btn, M 8 X 1.25 X 25, Ss	4

Fig. 33 - Upper Hopper Lift Group

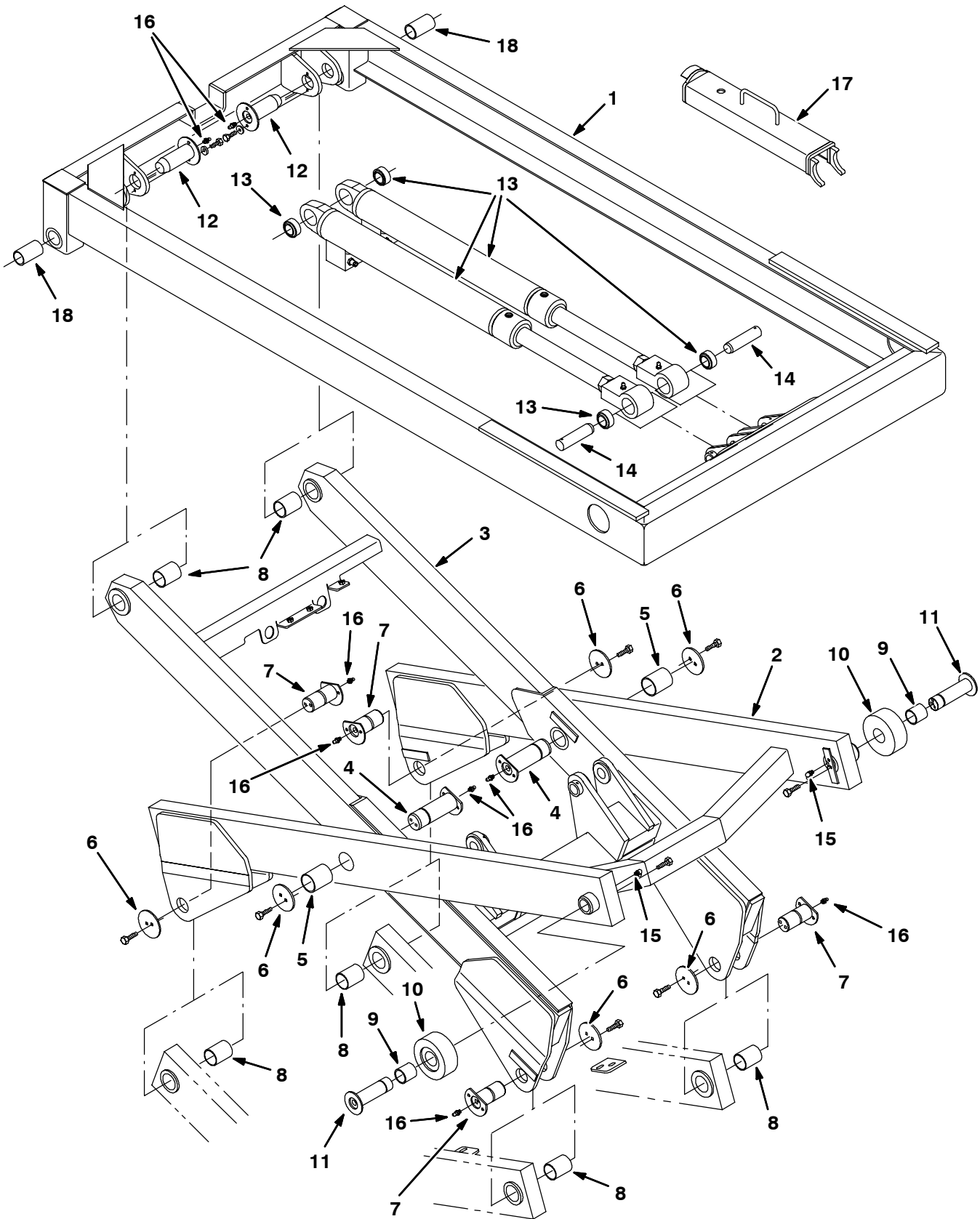


Fig. 33 - Upper Hopper Lift Group

Ref.	Tennant Part No.	Machine Serial Number	Description	Qty.
1	396788	(002001-	) Frame, Lift, Upper W/ Labels	1
2	394853	(002001-	) Leg Assy, Upper Outside	1
3	394854	(002001-	) Leg Assy, Upper Inside	1
4	395724	(002001-	) Pin Assy, Leg, Upper	2
5	1007793	(002001-	) Bushing, Brnz, 2.00b, 2.25d, 2.75l	2
6	1005723	(002001-	) Cap, Pin	6
7	395723	(002001-	) Pin Assy, Leg, End	4
8	395719	(002001-	) Bushing, Brs, 1.75b, 2.00d, 2.50l	6
9	395718	(002001-	) Bushing, Brs, 1.50b, 1.75d, 1.75l	2
10	395721	(002001-	) Roller, 5.0d	2
11	395722	(002001-	) Pin Assy, Roller	2
12	395726	(002001-	) Pin Assy, Leg, Frame	2
13	394869	(002001-002634	) Cylinder, Hyd, 3.5b, . L,30.4strk,3000 (See Breakdowns)	2
13	1019757	(002635-	) Cylinder, Hyd, 3.5b,43.0l,30.00strk,3000	2
14	395729	(002001-	) Pin Assy, Tilt Cyl, Rod End	2
15	11048	(002001-	) Fitting, Grease, E90 Pm02 .84l	2
16	47801	(002001-	) Fitting, Grease, Str Pm04 .63l	8
17	1005840	(002001-	) Tilt Wldt, Stand	1
18	396596	(002001-	) Bushing	2

Fig. 34 - Lower Hopper Lift Group

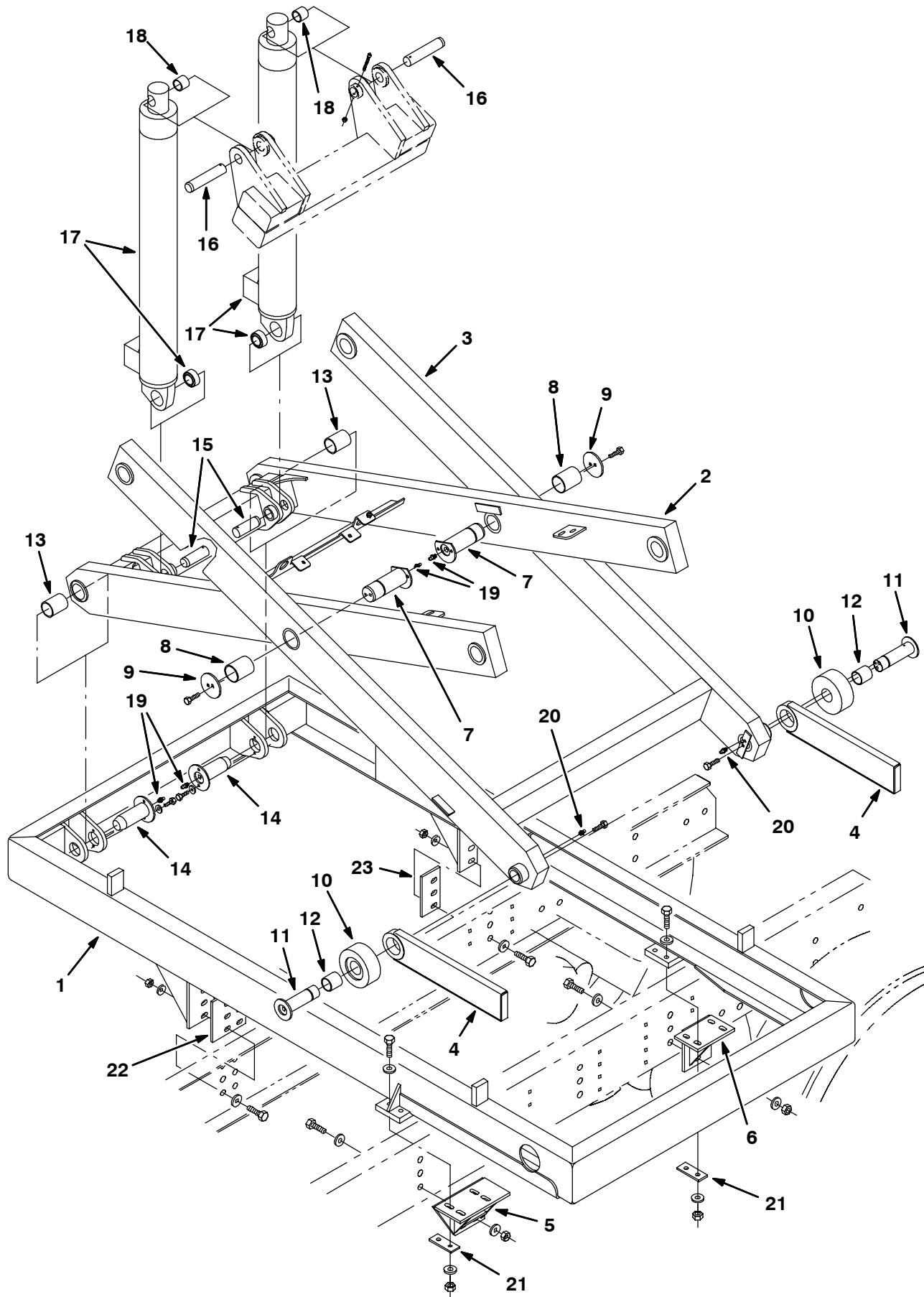


Fig. 34 - Lower Hopper Lift Group

Ref.	Tennant Part No.	Machine Serial Number	Description	Qty.
1	396787	(002001-	) Frame, Lift, Lower W/ Labels	1
2	394851	(002001-	) Leg Assy, Bottom Inside	1
3	394852	(002001-	) Leg Assy, Bottom Outside	1
4	395714	(002001-	) Support Wldt, Safety, Front	2
5	1005922	(002001-	) Mount Wldt, Frame, Front, Lh	1
6	1005877	(002001-	) Frame Wldt, Mount, Rear, Lh	1
7	395725	(002001-	) Pin Assy, Leg, Lower	2
8	1007793	(002001-	) Bushing, Brnz, 2.00b, 2.26d, 2.75l	2
9	1005723	(002001-	) Cap, Pin	2
10	395721	(002001-	) Roller, 5.0d	2
11	395722	(002001-	) Pin Assy, Roller	2
12	395718	(002001-	) Bushing, Brs, 1.50b, 1.75d, 1.75l	2
13	395719	(002001-	) Bushing, Brs, 1.75b, 2.00d, 2.50l	2
14	395726	(002001-	) Pin Assy, Leg, Frame	2
15	395727	(002001-	) Pin Assy, Lift Cyl, Bottom	2
16	395728	(002001-	) Pin Assy, Lift Cyl, Rod End	2
17	394855	(002001-002634	) Cylinder, Hyd, 4.0b, . L,34.2strk,3000 (See Breakdowns)	2
17	1019758	(002635-	) Cylinder, Hyd, 4.0b,44.0l,34.00strk,3000	2
18	395717	(002001-	) Bushing, Oib, 1.25b, 1.50d, 1.25l	2
19	47801	(002001-	) Fitting, Grease, Str Pm04 .63l	4
20	06418	(002001-	) Fitting, Grease, Str Pm02 .66l	2
21	1008487	(002001-	) Plate, Backing	4
22	1008452	(002001-	) Plate, Adaptor, Front	1
23	1008453	(002001-	) Plate, Adaptor, Rear	1

**Fig. 35 - Water Tank Group**

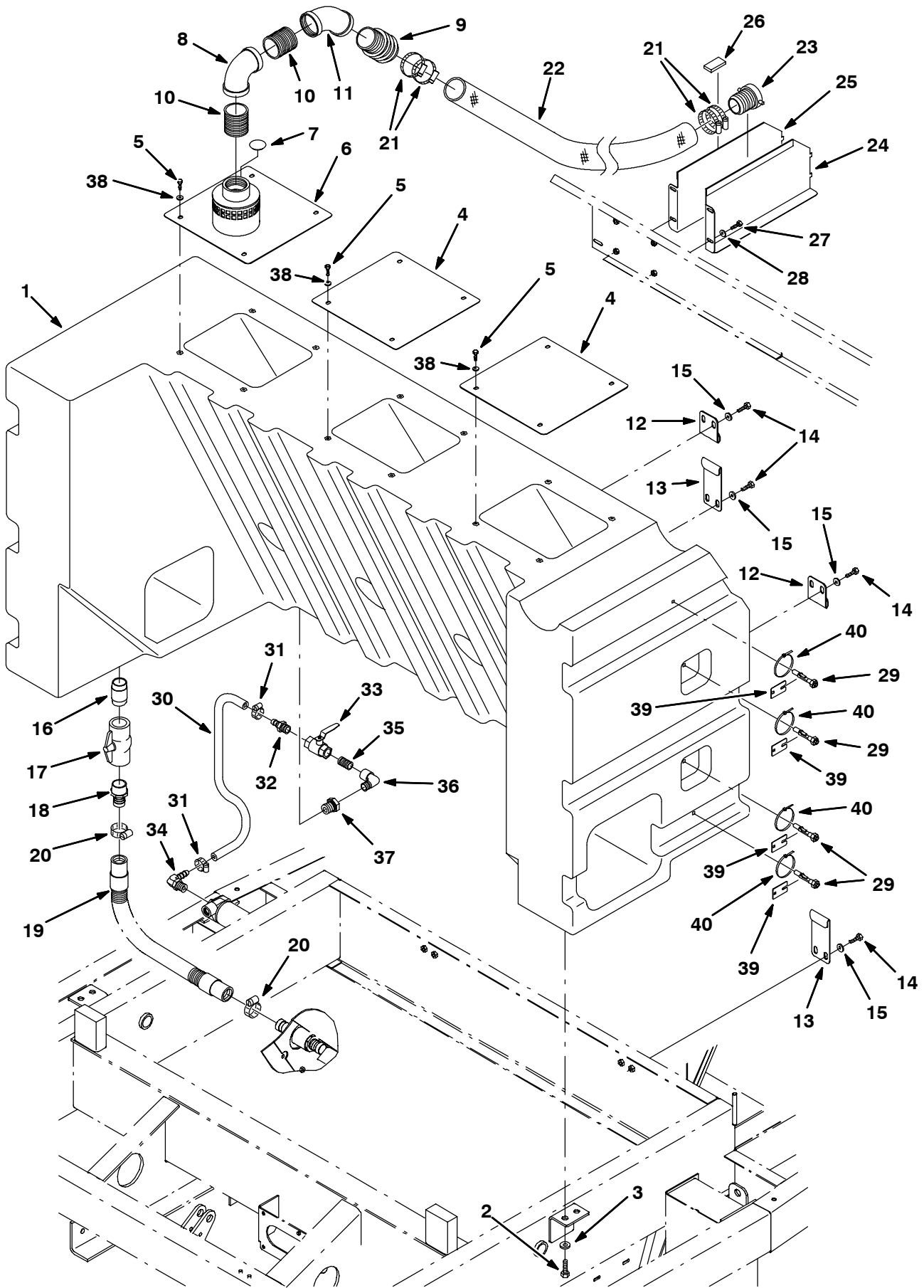


Fig. 35 - Water Tank Group

Ref.	Tennant Part No.	Machine Serial Number	Description	Qty.
1	394300	(002001-	) Tank, Water	1
2	09745	(002001-	) Screw, Hex, M12 X 1.75 X 25, Ss	8
3	41619	(002001-	) Washer, Flt, .50 Ss	8
4	394720	(002001-	) Cover, Water Tank	2
5	15675	(002001-	) Screw, Hex, M08 X 1.25 X 16, Ss	12
6	396360	(002001-	) Cover Wldt, Water Tank	1
7	47178-18	(002001-	) Button, Plug, 1.38h .11-.14 [Chrome Stl]	1
8	396478	(002001-	) Fitting, Plstc, E90, Pf40/Pf40	1
9	396480	(002001-	) Fitting, Plstc, Str, Bm40/Pm40	1
10	396477	(002001-	) Fitting, Plstc, Nipple, Close, Pm40	2
11	396479	(002001-	) Fitting, Plstc, E45, Pf40/Pf40	1
12	394727	(002001-	) Bracket, Latch, Top	2
13	394728	(002001-	) Bracket, Latch	2
14	09770	(002001-	) Screw, Hex, M10 X 1.5 X 25, Ss, NI	8
15	395119	(002001-	) Washer, 0.41b 1.38d .12, Stl	8
16	394990	(002001-	) Fitting, Plstc, Str, Pm24/Pm24 . L	1
17	395632	(002001-	) Valve, Ball, Pf24/Pf24, Pvc	1
18	394992	(002001-	) Fitting, Plstc, Str, Bm24/Pm24	1
19	394998	(002001-	) Hose, Water	1
20	22297	(002001-	) Clamp, Hose, Wormdrive, 1.56-2.50d	2
21	14432	(002001-	) Clamp, Hose, Wormdrive, 1.81-2.75d	4
22	1010196	(002001-	) Hose, Water, 240.0l	2
23	395779	(002001-	) Coupling, Hose, Fire	1
24	395780	(002001-	) Plate, Hose, Lh	1
25	395782	(002001-	) Plate Wldt, Hose	1
26	396429	(002001-	) Isolator, Wrench, Rbr	1
27	16931	(002001-	) Screw, Hex, M08 X 1.25 X 20, 8.8	4
28	32491	(002001-	) Washer, Flt, .31 Std	4
29	394999	(002001-	) Switch, Water, Level	4
30	387340	(002001-	) Hose, Pvc, Brd, 0.75id 1.03od 14.00l	1
31	63810	(002001-	) Clamp, Hose, Wormdrive, 0.56-1.06d	2
32	79273-2	(002001-	) Fitting, Plstc, Str, Bm12/Pm12	1
33	1014382	(002001-	) Valve, Ball, .75 Npt Brass	1
34	14877	(002001-	) Fitting, Plstc, E90, Bm12/Pm12	1
35	69784	(002001-	) Fitting, Plstc, Str, Pm12/Pm12 Close	1
36	69785	(002001-	) Fitting, Plstc, E90, Pm12/Pf12	1
37	1014383	(002001-	) Fitting, Plstc, Reducer	1
38	01685	(002001-	) Washer, Flt, .31 Ss	12
39	396602	(002001-	) Plate, Cable Connector, Sppt	4
40	763114	(002001-	) Tie, Cable, 11.3l, 2.75d Max	4

**Fig. 36 - Water Pump Group (002001-002079)**

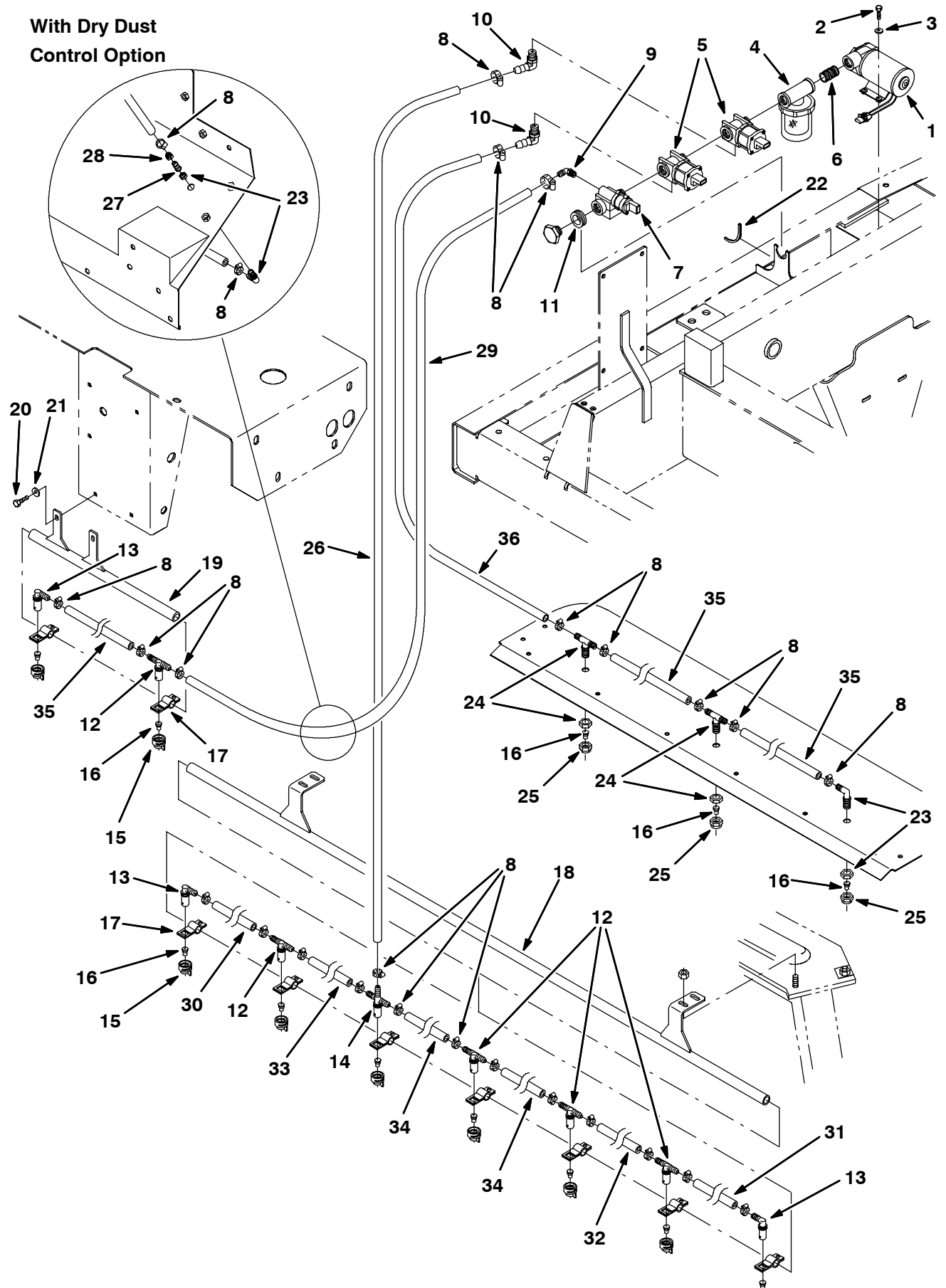




Fig. 36 - Water Pump Group (002001-002079)

Ref.	Tennant Part No.	Machine Serial Number	Description	Qty.
1	1017076	(002001-002079 )	Pump, Solution, Impeller, 12v	1
2	24199	(002001-002079 )	Screw, Hex, M05 X 0.8 X 16, Ss	4
3	01683	(002001-002079 )	Washer, Flt, #10 Ss	4
4	395517	(002001-002079 )	Strainer, 40 Mesh	1
5	395476	(002001-002079 )	Valve, Water, 12vdc, 10gpm	2
6	69784	(002001-002079 )	Fitting, Plstc, Str, Pm12/Pm12 Close	1
7	396308	(002001-002079 )	Valve Assy, Manifold, 12vdc [2209-1]	1
8	54333	(002001-002079 )	Clamp, Hose, Wormdrive, 0.31-0.88d	24
9	65581	(002001-002079 )	Fitting, Plstc, E90, Bm08/Pm04	1
10	63244-1	(002001-002079 )	Fitting, Plstc, E90, Bm08/Pm08	2
11	10632-1	(002001-002079 )	Grommet, Rbr, 1.06id, F/ 1.4h, .19matl	1
12	394982	(002001-002079 )	Fitting, Plstc, Tee, Spray Nozzle	5
13	394983	(002001-002079 )	Fitting, Plstc, E90, Spray Nozzle	3
14	395512	(002001-002079 )	Fitting, Plstc, Cross, Spray Nozzle	1
15	394985	(002001-002079 )	Cap, Plstc, Spray Nozzle	9
16	395904	(002001-002079 )	Nozzle, [Floodjet 30dt7.5]	12
17	394981	(002001-002079 )	Clamp, Bar, Spray Nozzle	9
18	1009813	(002001-002079 )	Tube Wldt, Spray	1
19	395934	(002001-002079 )	Tube Wldt, Spray	1
20	09010	(002001-002079 )	Screw, Hex, M08 X 1.25 X 25, Ss	2
21	01685	(002001-002079 )	Washer, Flt, .31 Ss	2
22	31775	(002001-002079 )	Molding, Trim, .08-.11 04.00	1
23	395513	(002001-002079 )	Fitting, Plstc, Bkhd, Bm08/Thrd, E90	2
24	395514	(002001-002079 )	Fitting, Plstc, Tee, Spray Nozzle	2
25	762234	(002001-002079 )	Cap, Nozzle, Spray, Nylon	3
26	396516	(002001-002079 )	Hose, Pvc, Brd, 0.50id 0.73od, 264.0L	1
27	396303	(002001-002079 )	Fitting, Plstc, Str, Bm08/FIng	1
28	762234	(002001-002079 )	Cap, Nozzle, Spray, Nylon	1
29	396515	(002001-002079 )	Hose, Pvc, Brd, 0.50id 0.73od, 192.0L	1
30	396507	(002001-002079 )	Hose, Pvc, Brd, 0.50id 0.73od, 8.0L	1
31	396508	(002001-002079 )	Hose, Pvc, Brd, 0.50id 0.73od, 9.0L	1
32	396509	(002001-002079 )	Hose, Pvc, Brd, 0.50id 0.73od, 11.0L	1
33	396510	(002001-002079 )	Hose, Pvc, Brd, 0.50id 0.73od, 14.0L	1
34	396511	(002001-002079 )	Hose, Pvc, Brd, 0.50id 0.73od, 14.5L	2
35	396512	(002001-002079 )	Hose, Pvc, Brd, 0.50id 0.73od, 17.0L	3
36	396513	(002001-002079 )	Hose, Pvc, Brd, 0.50id 0.73od, 126.0L	1

**Fig. 37 - Water Pump Group (002082- )**

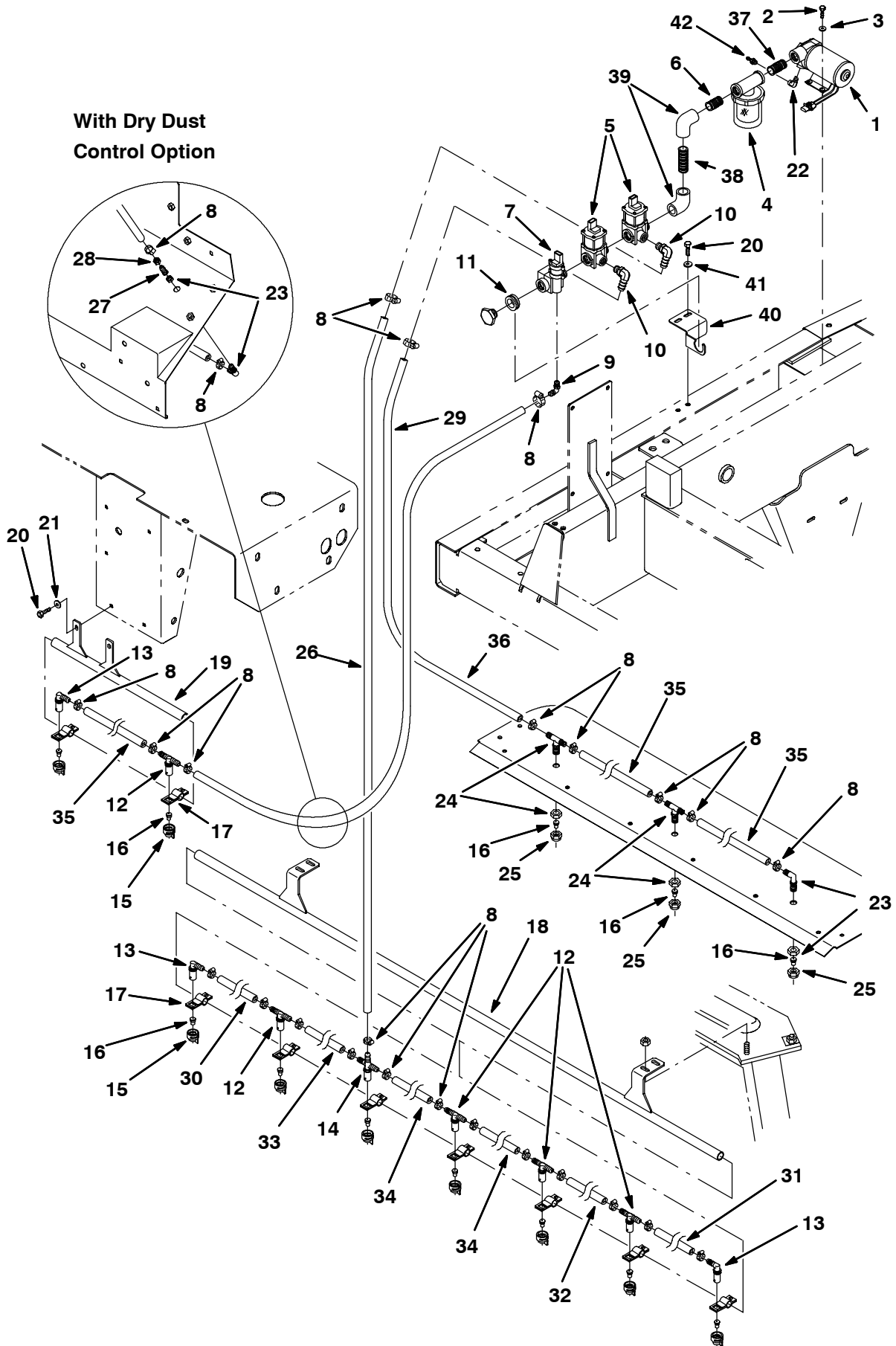


Fig. 37 - Water Pump Group (002082- )

Ref.	Tennant Part No.	Machine Serial Number	Description	Qty.
1	1017076	(002082- )	Pump, Solution, Impeller, 12v	1
2	24199	(002082- )	Screw, Hex, M05 X 0.8 X 16, Ss	4
3	01683	(002082- )	Washer, Flt, #10 Ss	4
▽	4	395517	(002082- ) Strainer, 40 Mesh	1
▲	9000467	(002082- )	Bowl, Valve	1
▲	9000468	(002082- )	Screen, Valve, [60-50 Mesh]	1
▲	9000469	(002082- )	Gasket, Valve, [Viton]	1
▽	5	395476	(002082- ) Valve, Water, 12vdc, 10gpm	2
▲	9000466	(002082- )	Valve Kit, Solenoid, Repair, [Viton]	2
6	69784	(002082- )	Fitting, Plstc, Str, Pm12/Pm12 Close	1
▽	7	396308	(002082- ) Valve Assy, Manifold, 12vdc [2209-1]	1
▲	9000533	(002082- )	Valve Kit, Manifold, Repair	1
8	54333	(002082- )	Clamp, Hose, Wormdrive, 0.31-0.88d	24
9	65581	(002082- )	Fitting, Plstc, E90, Bm08/Pm04	1
10	63244-1	(002082- )	Fitting, Plstc, E90, Bm08/Pm08	2
11	10632-1	(002082- )	Grommet, Rbr, 1.06id, F/ 1.4h, .19matl	1
12	394982	(002082- )	Fitting, Plstc, Tee, Spray Nozzle	5
13	394983	(002082- )	Fitting, Plstc, E90, Spray Nozzle	3
14	395512	(002082- )	Fitting, Plstc, Cross, Spray Nozzle	1
15	394985	(002082- )	Cap, Plstc, Spray Nozzle	9
16	395904	(002082- )	Nozzle, [Floodjet 30dt7.5]	12
17	394981	(002082- )	Clamp, Bar, Spray Nozzle	9
18	1009813	(002082- )	Tube Wldt, Spray	1
19	395934	(002082- )	Tube Wldt, Spray	1
20	09010	(002082- )	Screw, Hex, M08 X 1.25 X 25, Ss	4
21	01685	(002082- )	Washer, Flt, .31 Ss	2
22	150407	(002082- )	Fitting, Brs, E90, Pm02/Pf02, Strt	1
23	395513	(002082- )	Fitting, Plstc, Bkhd, Bm08/Thrd, E90	2
24	395514	(002082- )	Fitting, Plstc, Tee, Spray Nozzle	2
25	762234	(002082- )	Cap, Nozzle, Spray, Nylon	3
26	396516	(002082- )	Hose, Pvc, Brd, 0.50id 0.73od, 264.0L	1
27	396303	(002082- )	Fitting, Plstc, Str, Bm08/FIng	1
28	762234	(002082- )	Cap, Nozzle, Spray, Nylon	1
29	396515	(002082- )	Hose, Pvc, Brd, 0.50id 0.73od, 192.0L	1
30	396507	(002082- )	Hose, Pvc, Brd, 0.50id 0.73od, 8.0L	1
31	396508	(002082- )	Hose, Pvc, Brd, 0.50id 0.73od, 9.0L	1
32	396509	(002082- )	Hose, Pvc, Brd, 0.50id 0.73od, 11.0L	1
33	396510	(002082- )	Hose, Pvc, Brd, 0.50id 0.73od, 14.0L	1
34	396511	(002082- )	Hose, Pvc, Brd, 0.50id 0.73od, 14.5L	2
35	396512	(002082- )	Hose, Pvc, Brd, 0.50id 0.73od, 17.0L	3
36	396513	(002082- )	Hose, Pvc, Brd, 0.50id 0.73od, 126.0L	1
37	23265	(002082- )	Fitting, Plstc, Str, Pm12/Pm12 2.0lg	1
38	385665	(002082- )	Fitting, Plstc, Str, Pm12/Pm12 03.0l	1
39	23271	(002082- )	Fitting, Plstc, E90, Pf12/Pf12	1
40	1014309	(002082- )	Plate, Sppt	1
41	32491	(002082- )	Washer, Flat, 0.31 Std	1
42	312071	(002082- )	Valve, Stem, Air, 1/8npt	1
	1015550	(002082- )	Jumper Harness	1

**Fig. 38 - PTO and Drive Shafts Group**

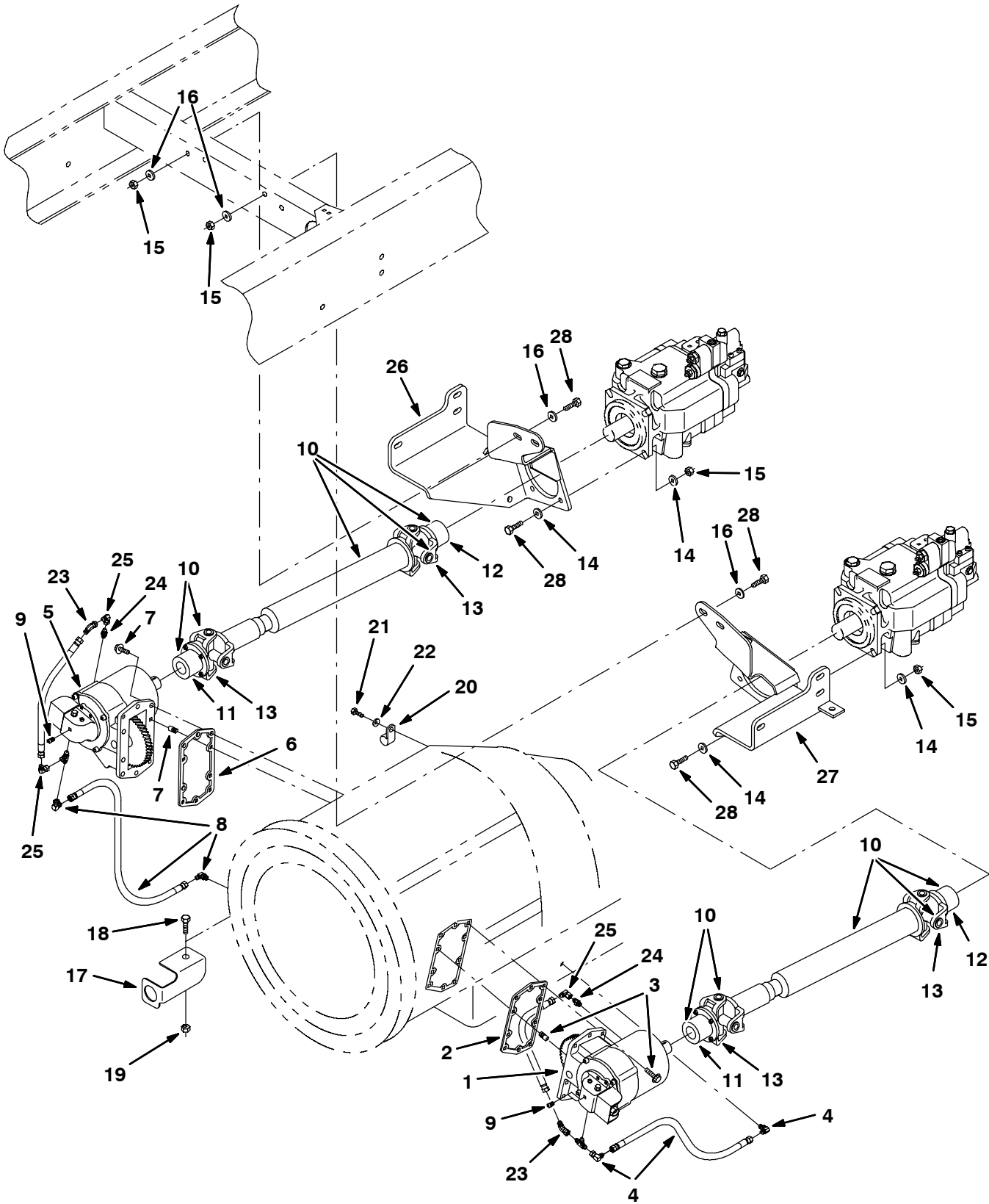
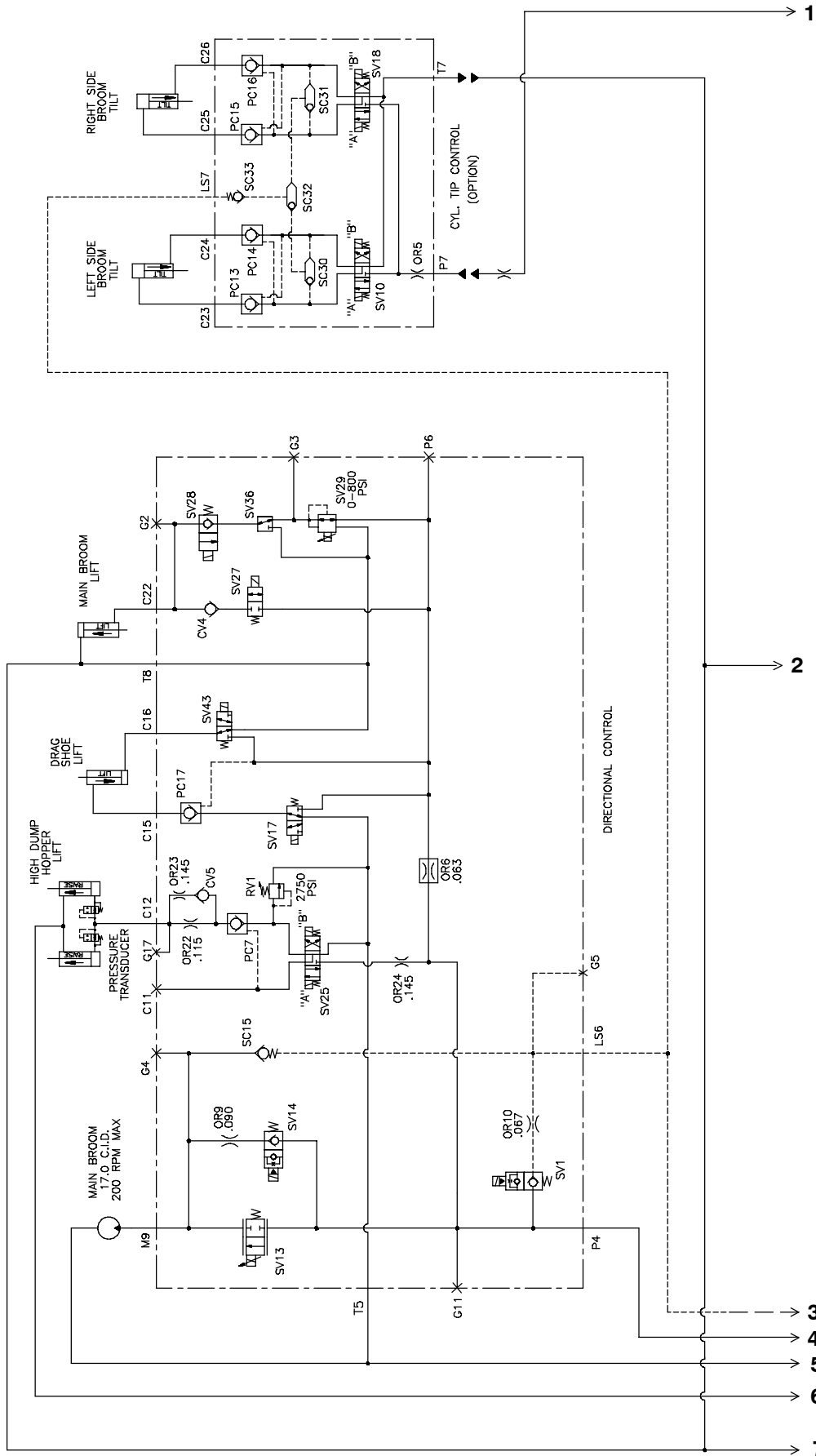


Fig. 38 - PTO and Drive Shafts Group

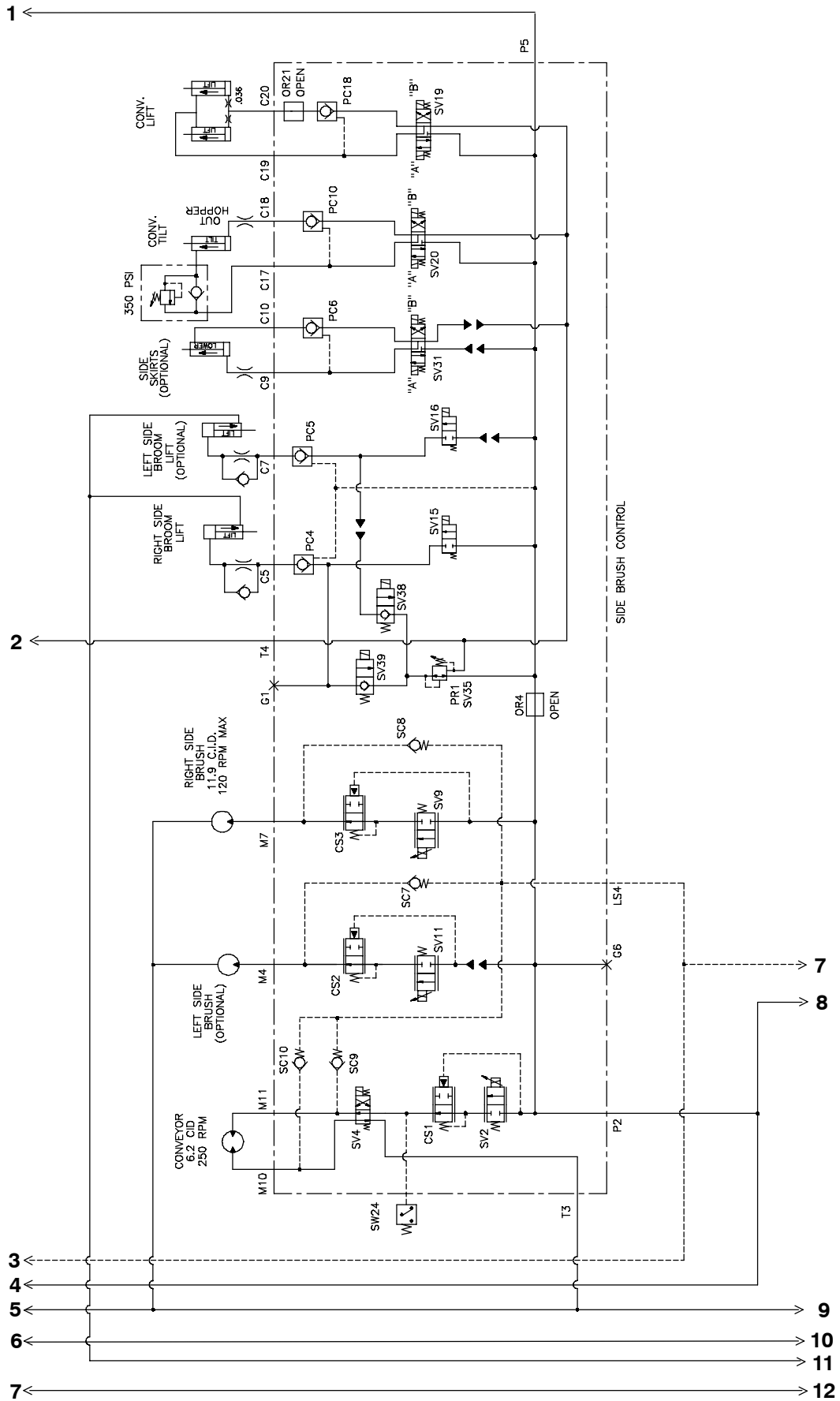
	Ref.	Tennant Part No.	Machine Serial Number	Description	Qty.
▽	1	394196	(002001-	) Transmission, Drive, Pump, Lh (See Breakdown)	1
▲	2	371720	(002001-	) Kit, Gasket	1
▲	3	371721	(002001-	) Kit, Stud	1
▲	4	371722	(002001-	) Kit, Hose	1
▽	5	394195	(002001-	) Transmission, Drive, Pump, Rh (See Breakdown)	1
▲	6	371720	(002001-	) Kit, Gasket	1
▲	7	371721	(002001-	) Kit, Stud	1
▲	8	371722	(002001-	) Kit, Hose	1
	9	10552	(002001-	) Fitting, Pipe, Plug, Pm02 Soc Head	2
▽	10	394356	(002001-	) Driveshaft, Pump	2
▲	11	1016566	(002001-	) Flange, Driveshaft, 1.25b	1
▲	12	1016568	(002001-	) Flange, Driveshaft, 1.50b	1
▲	13	1016569	(002001-	) Joint, Universal [1410 Series]	2
	14	32486	(002001-	) Washer, Flt, .50 Sae	16
	15	394326	(002001-	) Nut, Hex, Std, M12 X 1.75, 10	18
	16	32493	(002001-	) Washer, Flt, .50 Std	20
	17	395047	(002001-	) Bracket, Mtg, Harness	1
	18	41348	(002001-	) Screw, Hex, M14 X 2.0 X 35, 8.8	1
	19	41517	(002001-	) Nut, Hex, Lock, M14 X 2.0, NI	1
	20	69234	(002001-	) Clamp, Cable, Stl, 1.00d X 0.62w, 1h	1
	21	76099	(002001-	) Screw, Hex, M08 X 1.25 X 25, Fmg	1
	22	32491	(002001-	) Washer, Flt, .31 Std	1
	23	68441	(002001-	) Fitting, Hyd, E45, Jm04/Jf04	1
	24	396824	(002001-	) Fitting, Hyd, Str, Pm02/Jm04	2
	25	39210	(002001-	) Fitting, Hyd, E90, Jm04/Jf04	3
	26	1009465	(002001-	) Bracket Wldt, Mtg, Pump, Rh	1
	27	1009509	(002001-	) Bracket Wldt, Mtg, Pump, Lh	1
	28	394349	(002001-	) Screw, Hex, M12 X 1.75 X 45, 10.9 Pltd	18

Fig. 39 - Hydraulic Schematic



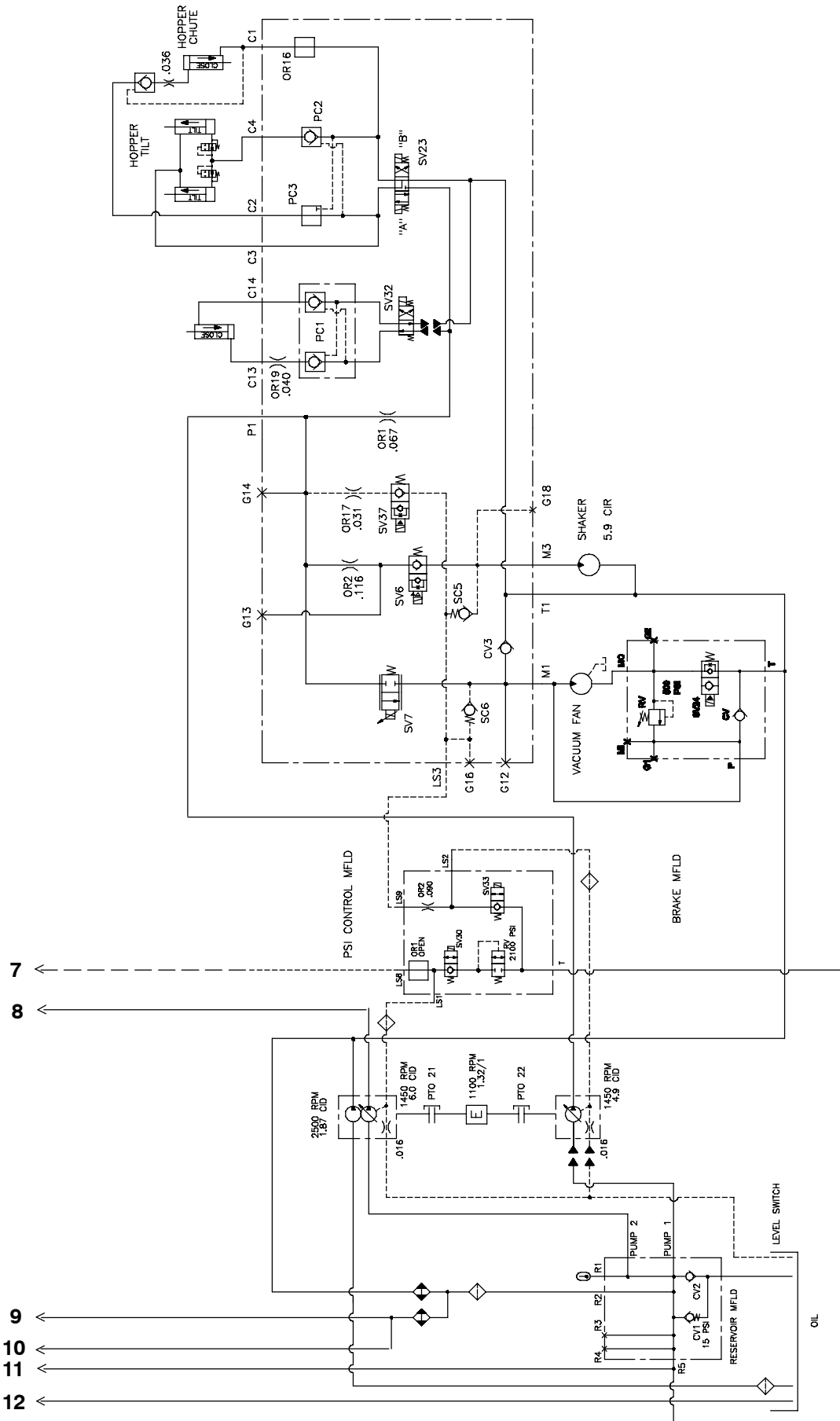
1011312

Fig. 39 - Hydraulic Schematic



1011312

Fig. 39 - Hydraulic Schematic



1011312





**Fig. 40 - Hydraulic Reservoir Group**

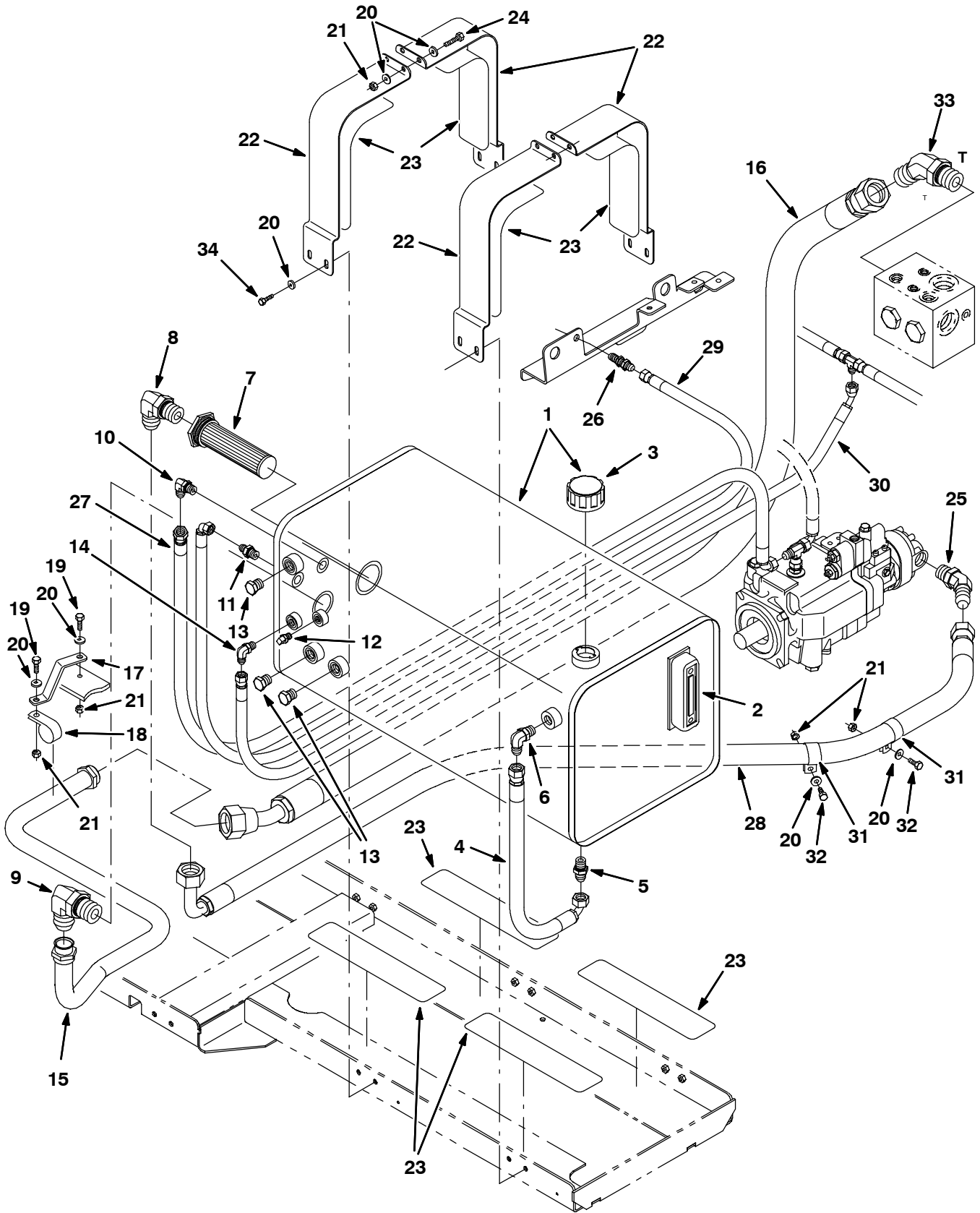


Fig. 40 - Hydraulic Reservoir Group

	Ref.	Tennant Part No.	Machine Serial Number	Description	Qty.
▽	1	396727	(002001-	) Reservoir, Hyd W/Labels	1
▲	2	395027	(002001-	) Gauge, Sight, Temp	1
▲	3	70072	(002001-	) Breather, Hyd, 10 Mic, W/O Ds	1
	4	396226	(002001-	) Hose, Hyd,Med10, Jf10str/Jf10e90, 18.0	1
	5	46480	(002001-	) Fitting, Hyd, Str, Jm10/Om10	1
	6	51782	(002001-	) Fitting, Hyd, E90, Jm10/Om10	1
	7	31613	(002001-	) Strainer, Hyd, 25gpm 100mesh Psi	1
	8	73109	(002001-	) Fitting, Hyd, E90, Jm20/Om20	1
	9	395967	(002001-	) Fitting, Hyd, E90, Jm24/Om24	1
	10	44868	(002001-	) Fitting, Hyd, E90, Jm08/Om08	1
	11	52402	(002001-003014	) Fitting, Hyd, Str, Jm06/Om08	1
	11	44869	(003015-	) Fitting, Hyd, Str, Jm08/Om08	1
	12	14834	(002001-	) Fitting, Pipe, Plug, Pm04 Sq Head	1
	13	40362	(002001-	) Fitting, Hyd, Plug, Om10	4
	14	56820	(002001-	) Fitting, Hyd, E90, Jm06/Om06	1
	15	1010621	(002001-	) Tube, Hyd, Tank	1
	16	395999	(002001-	) Hose, Hyd,Suc24, Jf24str /Jf24e45 , 64.0	1
	17	395940	(002001-	) Bracket, Retainer, Tube	1
	18	53466	(002001-	) Clamp, Cable, Stl, 1.50d X 1.00w, 1h	1
	19	39277	(002001-	) Screw, Hex, M08 X 1.25 X 25, 8.8	2
	20	32491	(002001-	) Washer, Flt, .31 Std	20
	21	08709	(002001-	) Nut, Hex, Lock, M08 X 1.25,NI	8
	22	1009978	(002001-	) Strap, Tank, Hyd	4
	23	395655	(002001-	) Strap, Rbr	8
	24	32731	(002001-	) Screw, Hex, M10 X 1.5 X 50, Ss	4
	25	57479	(002001-	) Fitting, Hyd, E45, Jm16/Om16	1
	26	16864	(002001-	) Fitting, Hyd, Str, Jm06/Jm06bkhd	1
	27	396209	(002001-	) Hose, Hyd,Tc 08, Jf08str /Jf08e90 , 54.0	1
	28	396202	(002001-	) Hose, Hyd,Suc20, Jf20str /Jf20e90l, 49.0	1
	29	396404	(002001-003014	) Hose, Hyd,Med06, Jf06str /Jf06e90 , 70.0	1
	29	1022689	(003015-	) Hose, Hyd, Med08, Jf06str/ Jf08e90, 70.0	1
	30	396532	(002001-	) Hose, Hyd,Med06, Jf06str /Jf06e45 , 102.0	1
	31	53468	(002001-	) Clamp, Cable, Stl, 1.75d X 1.00w, 1h	2
	32	76570	(002001-	) Screw, Hex, M08 X 1.25 X 30, 8.8	2
	33	395977	(002001-	) Fitting, Hyd, E45, Jm24/Om24	1
	34	16931	(002001-	) Screw, Hex, M8 X 1.25 X 20, 8.8	8

**Fig. 41 - Hydraulic Pumps Group**

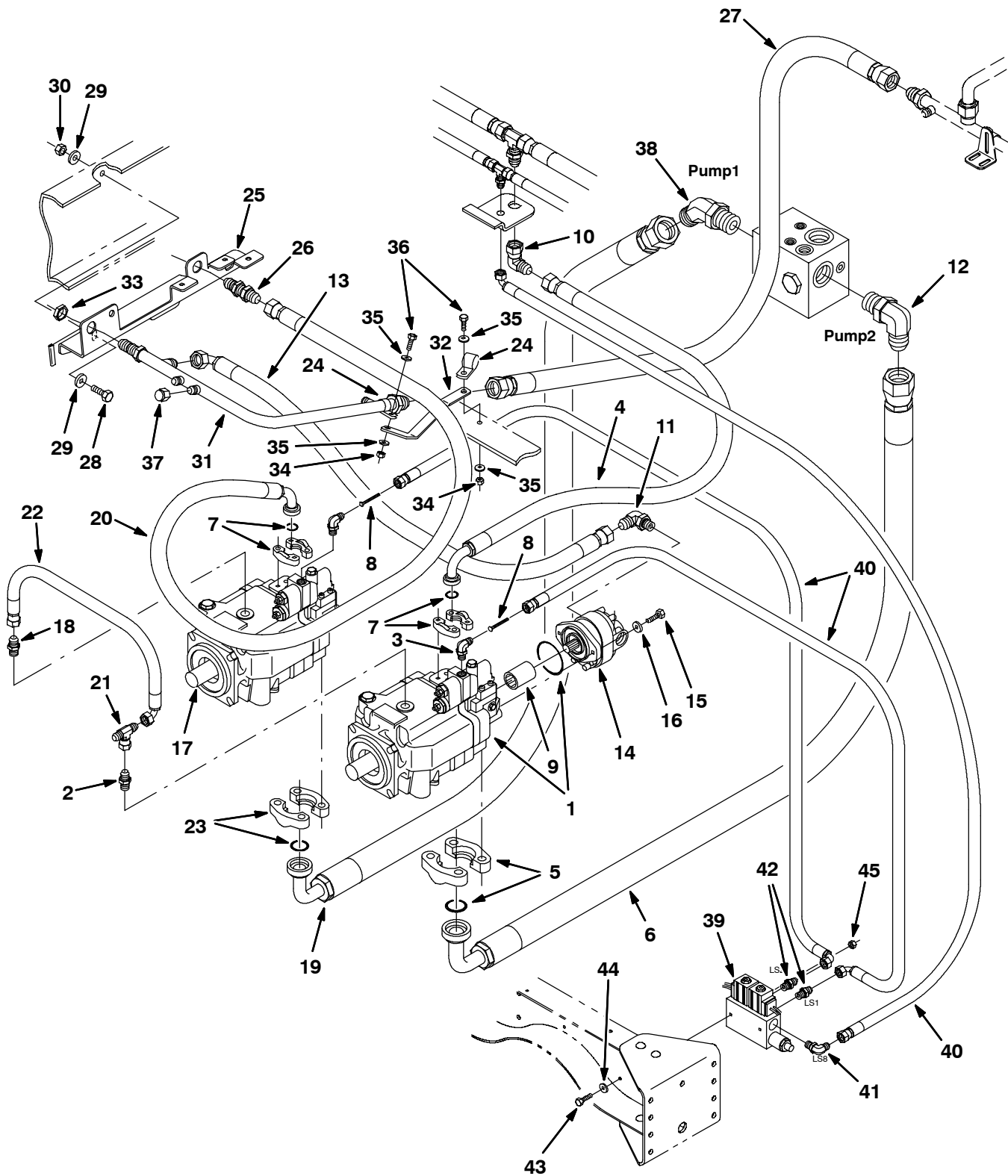


Fig. 41 - Hydraulic Pumps Group

Ref.	Tennant Part No.	Machine Serial Number	Description	Qty.
1	394417	(002001-	) Pump, Hyd Piston V 6.00 R 3625	1
2	56692	(002001-	) Fitting, Hyd, Str, Jm08/Om10	1
3	56820	(002001-	) Fitting, Hyd, E90, Jm06/Om06	2
4	396257	(002001-	) Hose, Hyd,Tc 16, Jf12str /F 16e90, 46.0	1
5	395964	(002001-	) Fitting, Hyd, Str, F 40/F 40, Sae 61	1
6	1012954	(002001-	) Hose, Hyd, Suc24, Jf24str /F 40e90, 50.0	1
7	395962	(002001-	) Fitting, Hyd, Str, F 16/F 16, Sae 61	2
8	1009124	(002001-	) Filter, Hyd, 52 Mesh	2
9	394420	(002001-	) Coupling, Pump, 11t/17t Spl	1
10	35033	(002001-	) Fitting, Hyd, E90, Jm12/Jf12	1
11	47498	(002001-	) Fitting, Hyd, E90, Jm12/Om10	1
12	395967	(002001-	) Fitting, Hyd, E90, Jm24/Om24	1
13	396230	(002001-	) Hose, Hyd,Tc 12, Jf12str /Jf12e90 , 25.0	1
14	395612	(002001-	) Pump, Hyd, Gear [Ex1] 1.87 [R] 2750 (See Breakdowns)	1
15	27988	(002001-	) Screw, Hex, .38-16 X 1.50, 5	2
16	32485	(002001-	) Washer, Flt, .38 Sae	2
17	394418	(002001-	) Pump, Hyd Piston V 4.96 R 3625	1
18	44869	(002001-	) Fitting, Hyd, Str, Jm08/Om08	2
19	396203	(002001-	) Hose, Hyd,Suc24, Jf24str /F 32e90 , 53.0	1
20	396261	(002001-	) Hose, Hyd,Tc 16, Jf12str /F 16e60 , 47.0	1
21	76315	(002001-	) Fitting, Hyd, Tee, Jm08/Jf08/Jm08	1
22	78775	(002001-	) Hose, Hyd,Med08, Jf08str /Jf08e90 , 18.0	1
23	395963	(002001-	) Fitting, Hyd, Str, F 32/F 32, Sae 61	1
24	69234	(002001-	) Clamp, Cable, Stl, 1.00d X 0.62w, 1h	2
25	395790	(002001-	) Bracket, Hose Mtg	1
26	395986	(002001-	) Fitting, Hyd, Str, Jm12/Jm12bkhd	1
27	396228	(002001-	) Hose, Hyd,Med16, Jf16str /Jf16str , 64.0	1
28	06968	(002001-	) Screw, Hex, M12 X 1.75 X 35, 8.8	1
29	32493	(002001-	) Washer, Flt, .50 Std	2
30	08711	(002001-	) Nut, Hex, Lock, M12 X 1.75,NI	1
31	395772	(002001-	) Tube, Hyd, Return	1
32	395948	(002001-	) Bracket, Retainer, Tube	1
33	396279	(002001-	) Fitting, Hyd, Nut, Jm12	1
34	08709	(002001-	) Nut, Hex, Lock, M08 X 1.25,NI	2
35	32491	(002001-	) Washer, Flt, .31 Std	4
36	39277	(002001-	) Screw, Hex, M08 X 1.25 X 25, 8.8	2
37	60090	(002001-	) Fitting, Hyd, Cap Jf08	1
38	395977	(002001-	) Fitting, Hyd, E45, Jm24/Om24	1
39	1009639	(002001-	) Valve, Hyd, Solenoid, 12vdc [02502g3000]	1
40	9000351	(002001-	) Hose, Hyd, Tc06, Jf06str / Jf06e90, 28.0	3
41	56820	(002001-	) Fitting, Hyd, E90, Jm06/Om06	1
42	56690	(002001-	) Fitting, Hyd, Str, Jm06/Om06	2
43	06950	(002001-	) Screw, Hex, M6 X 1.0 X 70, 8.8	2
44	32483	(002001-	) Washer, Flat, 0.25 Sae	2
45	08708	(002001-	) Nut, Hex, Lock, M 6 X 1.0, NI	2

**Fig. 42 - Hydraulic Cooler and Charge Valve Group**

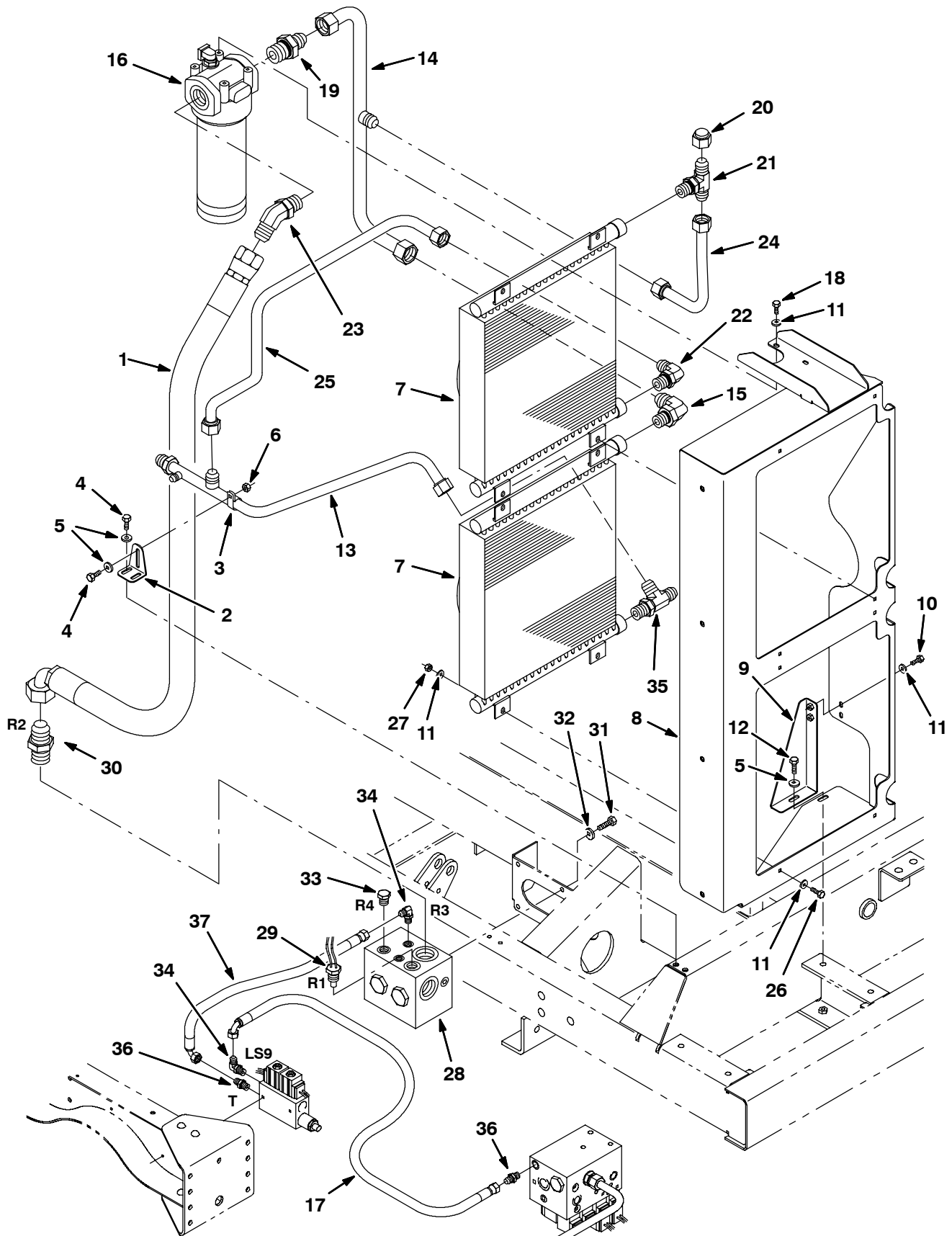


Fig. 42 - Hydraulic Cooler and Charge Valve Group

Ref.	Tennant Part No.	Machine Serial Number	Description	Qty.
1	396204	(002001-	) Hose, Hyd,Suc24, Jf24str /Jf24e90 , 66.0	1
2	396239	(002001-	) Plate, Mount, Clamp	1
3	69234	(002001-	) Clamp, Cable, Stl, 1.00d X 0.62w, 1h	1
4	39283	(002001-	) Screw, Hex, M10 X 1.5 X 25, 8.8	1
5	32492	(002001-	) Washer, Flt, .38 Std	5
6	41430	(002001-	) Nut, Hex, Lock, M10 X 1.5, NI	1
7	395421	(002001-	) Cooler, Hyd, 50gpm 700btu Of16 (See Breakdowns)	2
8	395401	(002001-	) Bracket Wldt, Cooler, Oil	1
9	396335	(002001-	) Bracket, Gusset, Cooler, Hyd	1
10	39277	(002001-	) Screw, Hex, M08 X 1.25 X 25, 8.8	2
11	32491	(002001-	) Washer, Flt, .31 Std	22
12	03192	(002001-	) Screw, Hex, M10 X 1.5 X 30, 8.8	2
13	395771	(002001-	) Tube, Hyd, Radiator, Lower	1
14	396289	(002001-	) Tube, Hyd, Radiator, Top	1
15	396436	(002001-	) Fitting, Hyd, E90, Om16/Jm16	1
16	1014214	(002001-	) Filter, Hyd 5mic 100gpm 800 (See Breakdowns)	1
17	396267	(002001-	) Hose, Hyd,Tc 06, Jf06str /Jf06str ,280.0	1
18	54395	(002001-	) Screw, Hex, .31-18 X 0.62, 5	4
19	396435	(002001-	) Fitting, Hyd, Str, Om24/Jm20	1
20	396426	(002001-	) Fitting, Hyd, Cap, Jf16	1
21	396427	(002001-	) Fitting, Hyd, Tee, Jm16/Om16/Jm16	1
22	53077	(002001-	) Fitting, Hyd, E90, Jm16/Om16	2
23	395977	(002001-	) Fitting, Hyd, E45, Jm24/Om24	1
24	395776	(002001-	) Tube, Hyd, Radiator, Upper	1
25	395773	(002001-	) Tube, Hyd, Radiator, Upper	1
26	39277	(002001-	) Screw, Hex, M08 X 1.25 X 25, 8.8	8
27	08709	(002001-	) Nut, Hex, Lock, M08 X 1.25,NI	8
28	394408	(002001-	) Manifold, Hyd (Charge)	1
29	394428	(002001-	) Switch, Hyd, Temp, [140f]	1
30	395966	(002001-	) Fitting, Hyd, Str, Jm24/Om24	1
31	06961	(002001-	) Screw, Hex, M10 X 1.5 X 20, 8.8	8
32	32492	(002001-	) Washer, Flt, .38 Std	8
33	40362	(002001-	) Fitting, Hyd, Plug, Om10	1
34	56820	(002001-	) Fitting, Hyd, E90, Jm06/Om06	2
35	395981	(002001-	) Fitting, Hyd, Tee, Jm16/Jm16/Om16	1
36	56690	(002001-	) Fitting, Hyd, Str, Jm06/Om06	2
37	364983	(002001-	) Hose, Hyd,Med06, Jf06str /Jf06e90 , 39.0	1

**Fig. 43 - Hydraulic Hopper Scissors Group**

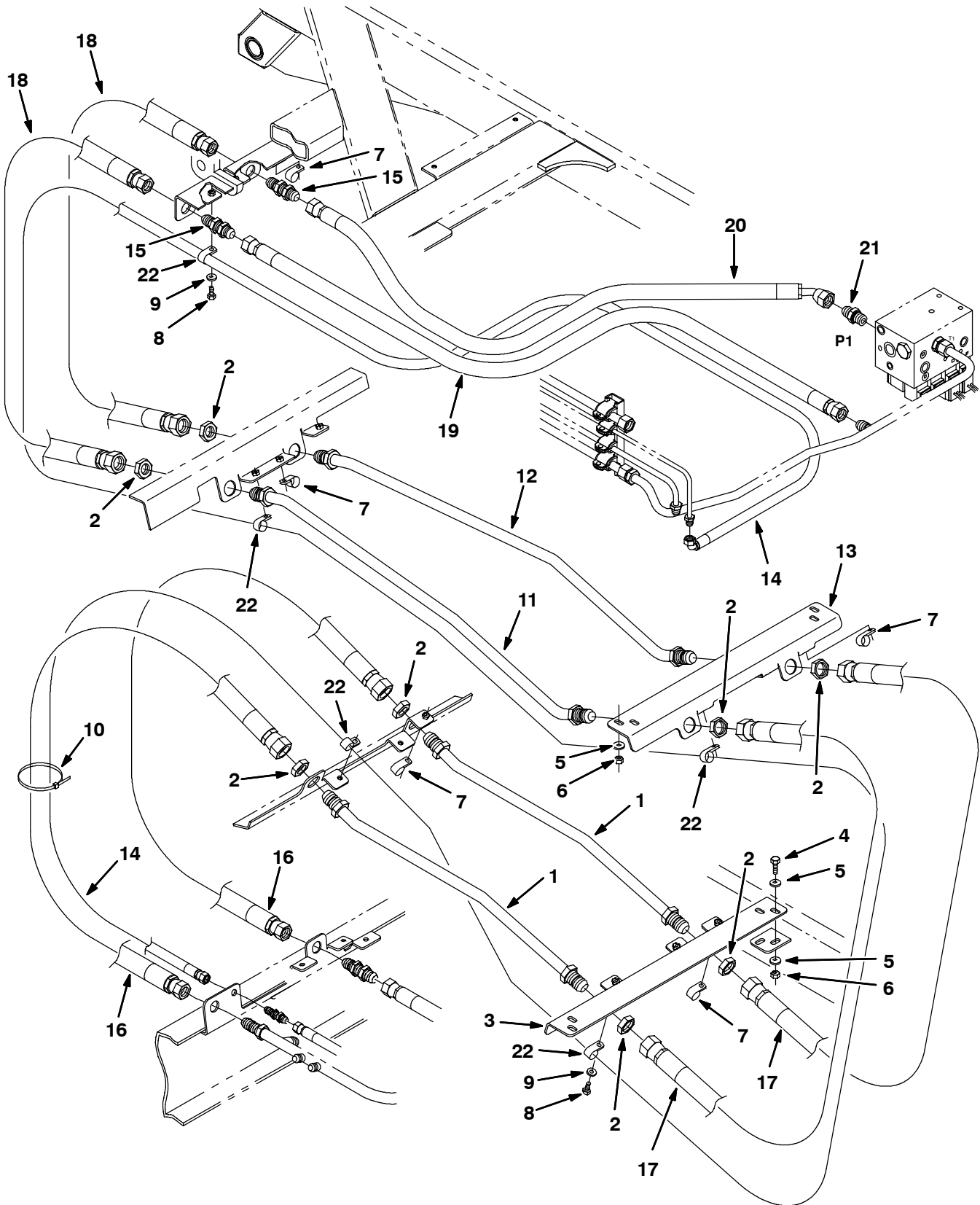




Fig. 43 - Hydraulic Hopper Scizzors Group

Ref.	Tennant Part No.	Machine Serial Number	Description	Qty.
1	395791	(002001-	) Tube Assy, Vacfan	2
2	396399	(002001-	) Fitting, Hyd, Nut, Jm16	8
3	395797	(002001-	) Bar, Mtg, Hose	1
4	03192	(002001-	) Screw, Hex, M10 X 1.5 X 30, 8.8	4
5	32492	(002001-	) Washer, Flt, .38 Std	12
6	41430	(002001-	) Nut, Hex, Lock, M10 X 1.5, NI	8
7	40678-1	(002001-	) Clamp, Cable, Stl, 0.88d X 0.62w, 1h	5
8	16931	(002001-	) Screw, Hex, M08 X 1.25 X 20, 8.8	9
9	32491	(002001-	) Washer, Flt, .31 Std	9
10	763113	(002001-	) Tie, Cable, 20.0l, 6.00d Max	31
11	395792	(002001-	) Tube Assy, Vacfan	1
12	395793	(002001-	) Tube Assy, Vacfan	1
13	395798	(002001-	) Bar, Mtg, Hose	1
14	9001417	(002001-003014	) Tube Kit, Case Drain, Modif	1
14	1022688	(003015-	) Hose, Hyd, Med08, Jf06str/Jf08e90, 290.0	1
15	395986	(002001-	) Fitting, Hyd, Str, Jm12/Jm12bkhd	2
16	396262	(002001-	) Hose, Hyd,Tc 16, Jf12str /Jf16str , 44.0	2
17	396263	(002001-	) Hose, Hyd,Tc 16, Jf16str /Jf16str , 34.0	2
18	396264	(002001-	) Hose, Hyd,Tc 16, Jf12str /Jf16str , 34.0	2
19	396272	(002001-	) Hose, Hyd,Med12, Jf12str /Jf12str , 72.0	1
20	396265	(002001-	) Hose, Hyd,Tc 12, Jf12str /Jf12e45 , 66.0	1
21	42260	(002001-	) Fitting, Hyd, Str, Jm12/Om12	1
22	69234	(003015-	) Clamp, Cable, Stl, 1.00d X 0.75w, 1h	5

**Fig. 44 - Hydraulic Hopper Valve and Shaker Motor Group**

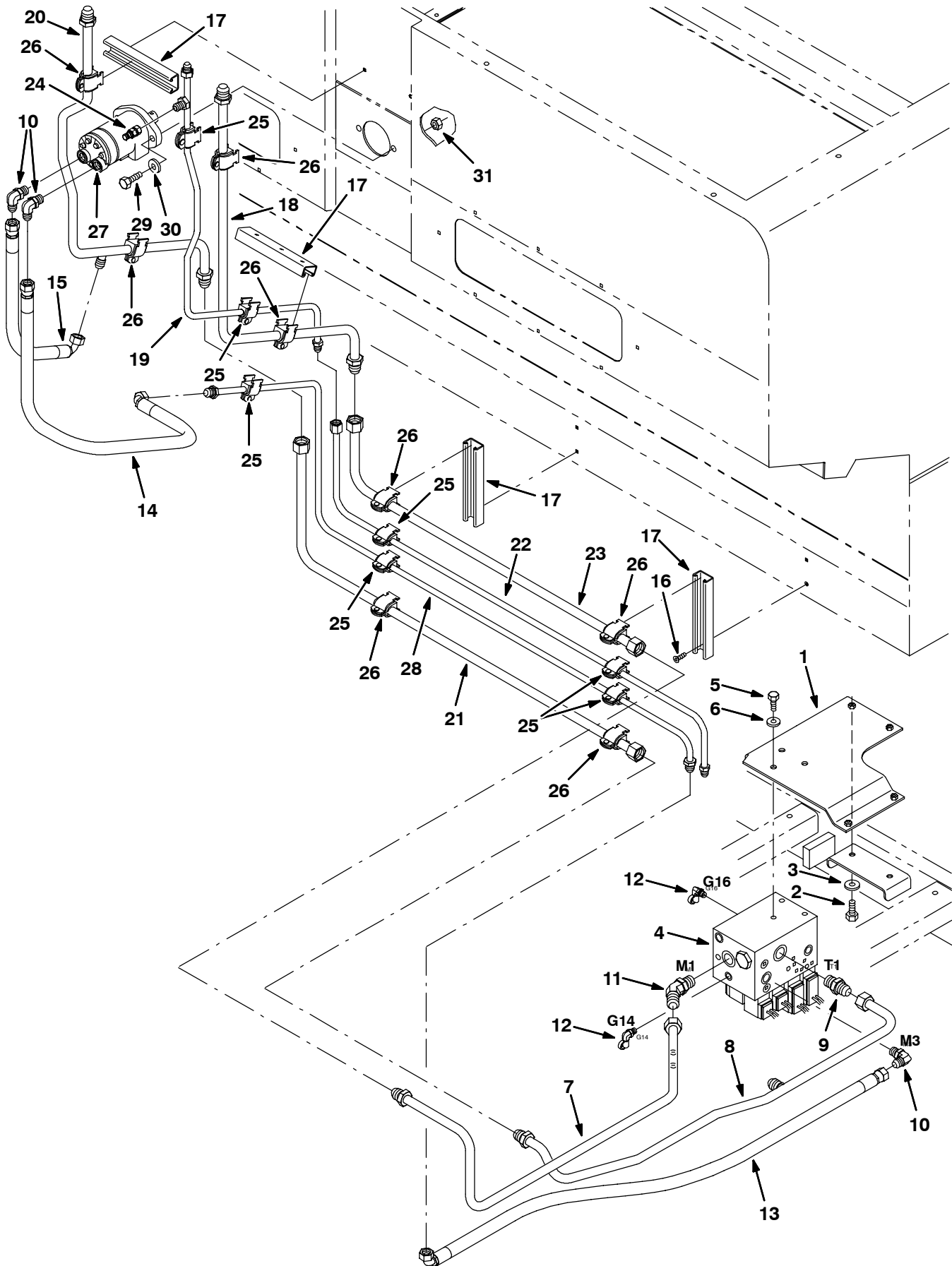


Fig. 44 - Hydraulic Hopper Valve and Shaker Motor Group

Ref.	Tennant Part No.	Machine Serial Number	Description	Qty.
1	395620	(002001-	) Plate, Mtg, Valve, Hyd	1
2	16931	(002001-	) Screw, Hex, M08 X 1.25 X 20, 8.8	4
3	32491	(002001-	) Washer, Flt, .31 Std	4
4	1012822	(002001-	) Valve, Hyd, Solenoid, 07s30g3000 (See Breakdowns)	1
5	06961	(002001-	) Screw, Hex, M10 X 1.5 X 20, 8.8	3
6	32492	(002001-	) Washer, Flt, .38 Std	3
7	396301	(002001-	) Tube, Lower, Hpr, Base	1
8	396302	(002001-	) Tube, Lower, Hpr, Base	1
9	42260	(002001-	) Fitting, Hyd, Str, Jm12/Om12	1
10	44868	(002001-	) Fitting, Hyd, E90, Jm08/Om08	3
11	16081	(002001-	) Fitting, Hyd, E45, Jm12/Om12	1
12	395974	(002001-	) Fitting, Hyd, E90, Om04/Om04	2
13	381859	(002001-	) Hose, Hyd, Tc 08, Jf08str /Jf08e90 , 38.0	1
14	381858	(002001-	) Hose, Hyd, Tc 08, Jf08str /Jf08e90 , 26.0	1
15	82843	(002001-	) Hose, Hyd, Med08, Jf08str /Jf08e90 , 28.0	1
16	16879	(002001-	) Screw, Flt, M06 X 1.0 X 20, 10.9	8
17	396288	(002001-	) Channel, Clamp, Hyd	4
18	395907	(002001-	) Tube, Hyd, Vacuum, Press, Top	1
19	9001417	(002001-003014	) Tube Kit, Case Drain, Modif	1
19	1020495	(003015-	) Tube, Hyd, Vacuum, Case, Top	1
20	395910	(002001-	) Tube, Hyd, Vacuum, Tank, Top	1
21	395911	(002001-	) Tube, Hyd, Vacuum, Tank, Bottom	1
22	9001417	(002001-003014	) Tube Kit, Case Drain, Modif	1
22	1020493	(003015-	) Tube, Hyd, Vacuum, Case, Cntr	1
23	395913	(002001-	) Tube, Hyd, Vacuum, Press, Bottom	1
24	1021194	(003015-	) Fitting, Hyd, Str, Jf06/Qm04	1
25	396286	(002001-	) Clamp, Hyd, 0.50d	7
26	396287	(002001-	) Clamp, Hyd, Stl, 0.75d X 1.62w	8
27	762035	(002001-	) Motor, Hyd (See Breakdowns)	1
28	395909	(002001-	) Tube, Hyd, Motor, Shaker	1
29	06969	(002001-	) Screw, Hex, M12 X 1.75 X 40, 8.8	2
30	32486	(002001-	) Washer, Flt, .50 Sae	2
31	08711	(002001-	) Nut, Hex, Lock, M12 X 1.75, NI	2

Fig. 45 - Hydraulic Hopper Door and Tilt Cylinders Group

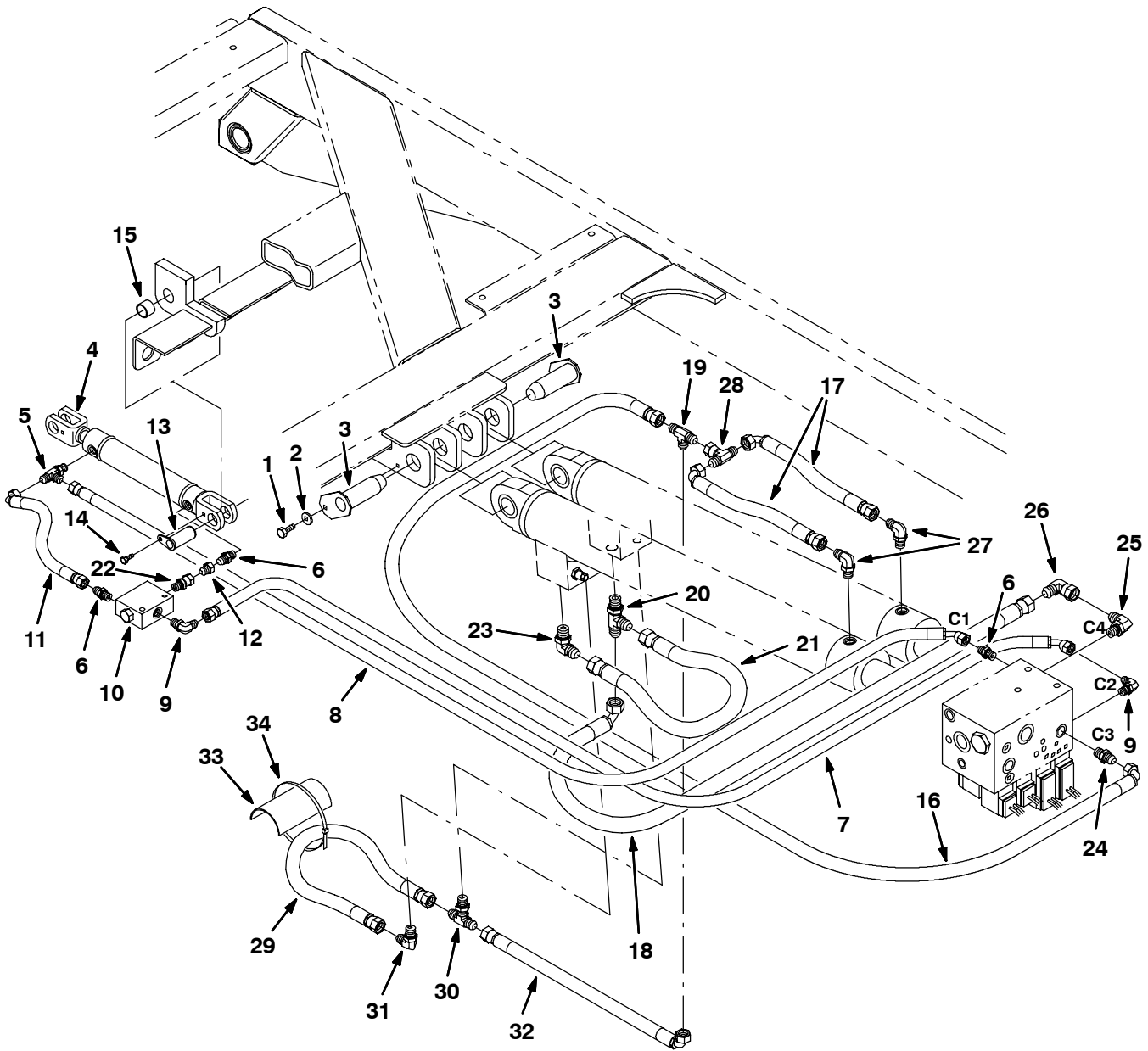


Fig. 45 - Hydraulic Hopper Door and Tilt Cylinders Group

Ref.	Tennant Part No.	Machine Serial Number	Description	Qty.
1	16931	(002001-	) Screw, Hex, M08 X 1.25 X 20, 8.8	2
2	32491	(002001-	) Washer, Flt, .31 Std	2
3	395668	(002001-	) Pin Wldt, Hppr, Pivot, Tilt	2
4	394441	(002001-	) Cylinder, Hyd 1.5b, 15.3l, 07.00strk, 3000	1
5	34390	(002001-	) Fitting, Hyd, Tee, Jm04/Jm04/Om04	1
6	55586	(002001-	) Fitting, Hyd, Str, Jm04/Om04	3
7	71551	(002001-	) Hose, Hyd, Tc 04, Jf04str /Jf04e45 , 76.0	1
8	71755	(002001-	) Hose, Hyd, Tc 04, Jf04str /Jf04e45 , 82.0	1
9	77097	(002001-	) Fitting, Hyd, E90, Jm04/Om04	2
10	396439	(002001-	) Valve, Hyd, Check, Pilot (See Breakdowns)	1
11	396437	(002001-	) Hose, Hyd, Tc 04, Jf04str /Jf04e90 , 09.0	1
12	79447	(002001-	) Fitting, Hyd, Rst, Jm04/.036	1
13	1007105	(002001-	) Pin Wldt, Clevis	1
14	11635	(002001-	) Screw, Hex, M6 X 1.0 X 12, Ss, NI	1
15	394681	(002001-	) Bearing, Journal	2
16	396217	(002001-	) Hose, Hyd, Tc 06, Jf06str /Jf06e90 , 102.0	1
17	396219	(002001-	) Hose, Hyd, Tc 06, Jf06str /Jf06e90 , 12.0	2
18	71753	(002001-	) Hose, Hyd, Tc 08, Jf08str /Jf08e90 , 112.0	1
19	76837	(002001-	) Fitting, Hyd, Tee, Jm06/Jm06/Jm06	1
20	40755	(002001-	) Fitting, Hyd, Tee, Jm08/Jm08/Om08	1
21	381862	(002001-	) Hose, Hyd, Tc 08, Jf08str /Jf08str , 24.0	1
22	396432	(002001-	) Fitting, Hyd, Str, Om04/Jf04	1
23	44868	(002001-	) Fitting, Hyd, E90, Jm08/Om08	1
24	56690	(002001-	) Fitting, Hyd, Str, Jm06/Om06	1
25	42213	(002001-	) Fitting, Hyd, E90, Jm08/Om06	1
26	17980	(002001-	) Fitting, Hyd, E90, Jm08/Jf08	1
27	56820	(002001-	) Fitting, Hyd, E90, Jm06/Om06	2
28	35586	(002635-	) Fitting, Hyd, Tee, Jf06/Jm06/Jm06, Br	1
29	396207	(002635-	) Hose, Hyd, Tc 06, Jf06str /Jf06str , 16.0	1
30	67683	(002635-	) Fitting, Hyd, Tee, Jm06/Jm06/Om06, Br	1
31	56820	(002635-	) Fitting, Hyd, E90, Jm06/Om06	1
32	381863	(002635-	) Hose, Hyd, Tc 06, Jf06str /Jf06e90 , 18.0	1
33	762179	(002647-	) Sheet, Rbr, 5.00l Guard, Hose	1
34	763114	(002647-	) Tie, Cable, 11.3l, 2.75d Max	1

Fig. 46 - Hydraulic Hopper Lift Group

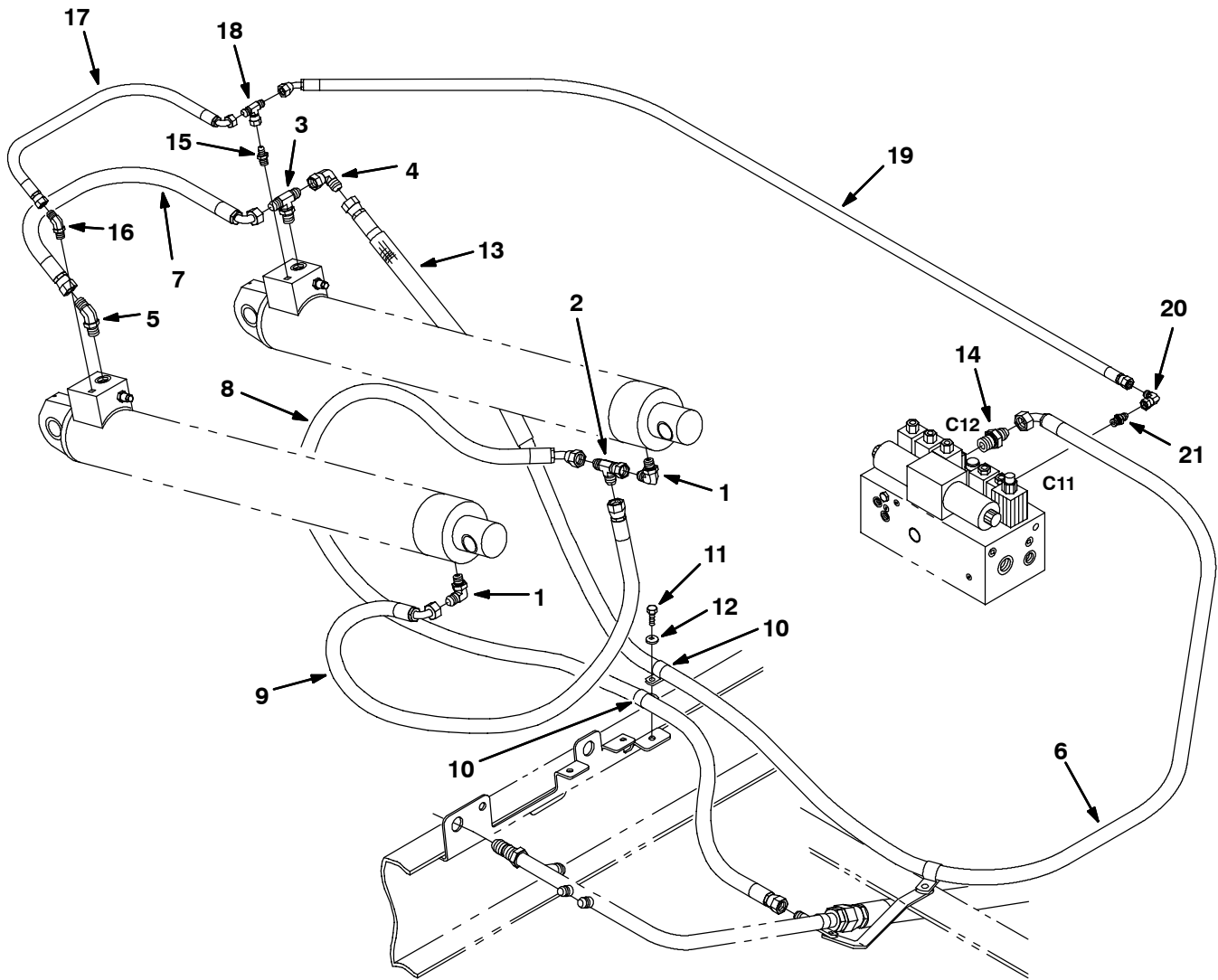


Fig. 46 - Hydraulic Hopper Lift Group

Ref.	Tennant Part No.	Machine Serial Number	Description	Qty.
1	42213	(002001-	) Fitting, Hyd, E90, Jm08/Om06	2
2	45482	(002001-	) Fitting, Hyd, Tee, Jm08/Jm08/Jf08	1
3	49933	(002001-	) Fitting, Hyd, Tee, Jm08/Om08/Jm08	1
4	17980	(002001-	) Fitting, Hyd, E90, Jm08/Jf08	1
5	42226	(002001-	) Fitting, Hyd, E45, Jm08/Om08	1
6	396254	(002001-	) Hose, Hyd,Tc 10, Jf08str /Jf10e90 , 182.0	1
7	396255	(002001-	) Hose, Hyd,Tc 08, Jf08str /Jf08e90 , 31.0	1
8	396260	(002001-	) Hose, Hyd,Med08, Jf08str /Jf08e45 , 78.0	1
9	396266	(002001-	) Hose, Hyd,Med08, Jf08str /Jf08e90 , 31.0	1
10	40678-1	(002001-	) Clamp, Cable, Stl, 0.88d X 0.62w, 1h	2
11	39277	(002001-	) Screw, Hex, M08 X 1.25 X 25, 8.8	1
12	32491	(002001-	) Washer, Flt, .31 Std	1
13	13773	(002001-	) Sleeve, Nyl, #27 20.0l	1
14	42223	(002001-	) Fitting, Hyd, Str, Jm10/Om12	1
15	55685	(002635-	) Fitting, Hyd, Str, Jm04/Om06	1
16	393215	(002635-	) Fitting, Hyd, E45, Jm04/Om06	1
17	361009	(002635-	) Hose, Hyd,Tc 04, Jf04str /Jf04e90 , 36.0	1
18	57411	(002635-	) Fitting, Hyd, Tee, Jf04/Jm04/Jm04, Br	1
19	9001074	(002635-	) Hose, Hyd,Tc 04, Jf04str/Jf04e45, 182.0	1
20	39210	(002635-	) Fitting, Hyd, E90, Jf04/Jm04	1
21	55686	(002635-	) Fitting, Hyd, Str, Jm04/Om08	1

**Fig. 47 - Hydraulic Conveyor Valve and Cylinders Group**

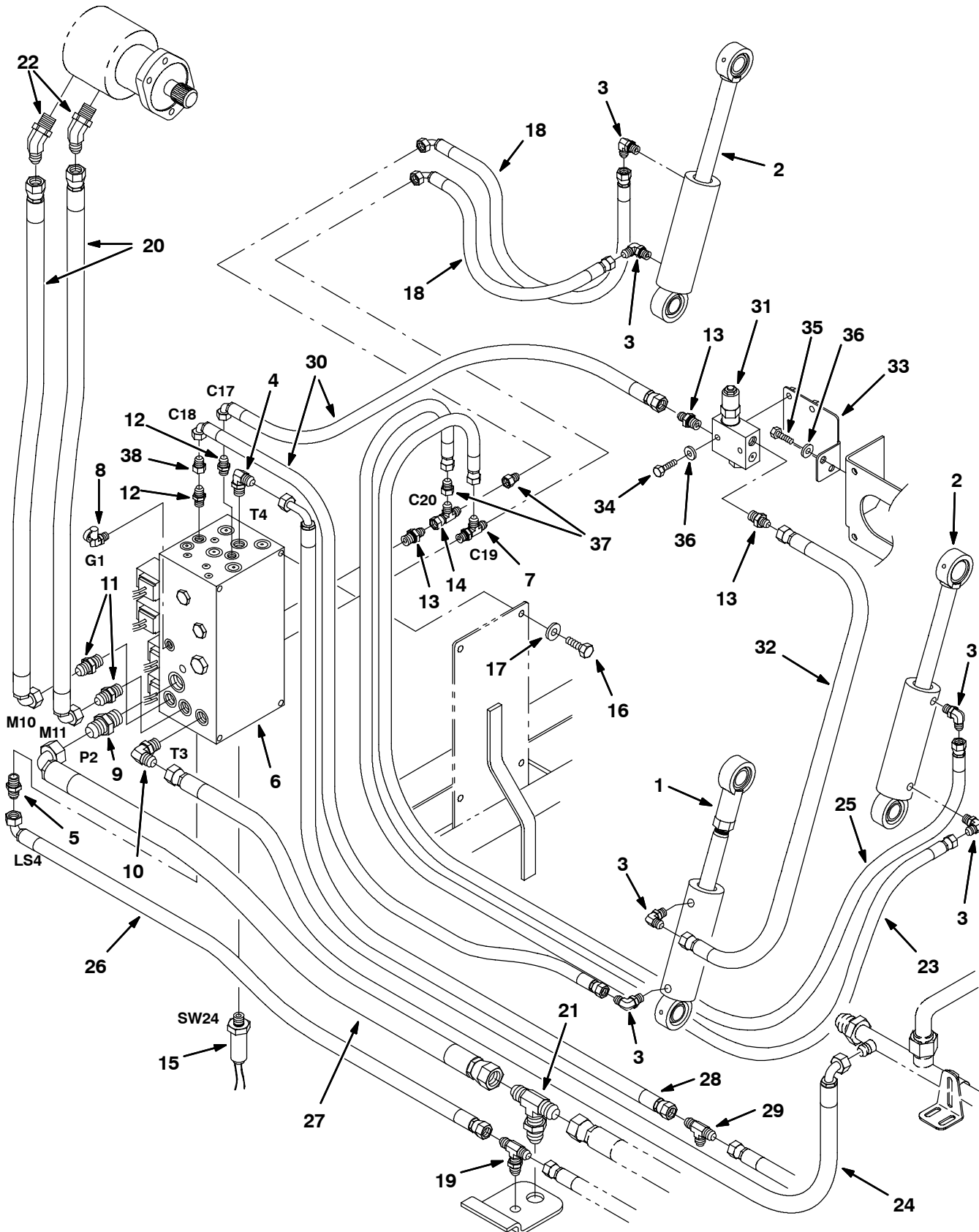




Fig. 47 - Hydraulic Conveyor Valve and Cylinders Group

Ref.	Tennant Part No.	Machine Serial Number	Description	Qty.
1	394580	(002001-	) Cylinder, Hyd 2.0b,14.4l,02.38strk,3000	1
2	394581	(002001-	) Cylinder, Hyd 2.0b,16.1l,03.88strk,3000	2
3	77097	(002001-	) Fitting, Hyd, E90, Jm04/Om04	6
4	56820	(002001-	) Fitting, Hyd, E90, Jm06/Om06	1
5	56690	(002001-	) Fitting, Hyd, Str, Jm06/Om06	1
7	34390	(002001-	) Fitting, Hyd, Tee, Jm04/Jm04/Om04	1
6	396923	(002001-	) Valve, Hyd, Sol (W/ Right Side Brush Manual Side Pattern) (See Breakdown)	1
6	396924	(002001-	) Valve, Hyd, Sol (W/ Dual Side Brush Manual Side Pattern) (See Breakdown)	1
6	396925	(002001-	) Valve, Hyd, Sol (W/ Dual Side Brush & Side Skirts Manual Side Pattern) (See Breakdown)	1
6	396926	(002001-	) Valve, Hyd, Sol (W/ Right Side Brush & Side Skirts Manual Side Pattern) (See Breakdown)	1
6	396927	(002001-	) Valve, Hyd, Sol (W/ Right Side Brush Adjustable Side Pat- tern) (See Breakdown)	1
6	396928	(002001-	) Valve, Hyd, Sol (W/ Dual Side Brush Ajustable Side Pat- tern) (See Breakdown)	1
6	396929	(002001-	) Valve, Hyd, Sol (W/ Dual Side Brush, & Side Skirts Adjust- able Side Pattern) (See Breakdown)	1
6	396930	(002001-	) Valve, Hyd, Sol (W/ Right Side Brush, & Side Skirts Adjust- able Side Pattern) (See Breakdown)	1
8	395974	(002001-	) Fitting, Hyd, E90, Om04/Om04	1
9	42260	(002001-	) Fitting, Hyd, Str, Jm12/Om12	1
10	44868	(002001-	) Fitting, Hyd, E90, Jm08/Om08	1
11	31605	(002001-	) Fitting, Hyd, Str, Jm08/Om08l	2
12	55586	(002001-	) Fitting, Hyd, Str, Jm04/Om04	2
13	55685	(002001-	) Fitting, Hyd, Str, Jm04/Om06	3
14	57988	(002001-	) Fitting, Hyd, Tee, Jm04/Jm04/Jf04	1
15	77575	(002001-	) Switch	1
16	06961	(002001-	) Screw, Hex, M10 X 1.5 X 20, 8.8	4
17	32492	(002001-	) Washer, Flt, .38 Std	4
18	387281	(002001-	) Hose, Hyd,Tc 04, Jf04str /Jf04e90 , 20.0	2
19	395988	(002001-	) Fitting, Hyd, Tee, Jm06/Jm06bkhd/Jm06	1
20	396779	(002001-	) Hose, Hyd, Tc08, Jf08str-/Jf08e90l, 56.0	2
21	395989	(002001-	) Fitting, Hyd, Tee, Jm12/Jm12bkhd/Jm12	1
22	47513	(002001-	) Fitting, Hyd, E45, Jm08/Om10	2
23	396214	(002001-	) Hose, Hyd,Tc 04, Jf04str /Jf04str ,120.0	1
24	396400	(002001-	) Hose, Hyd,Med08, Jf08str /Jf08e90 , 84.0	1
25	65210	(002001-	) Hose, Hyd,Tc 04, Jf04str /Jf04str ,118.0	1
26	396221	(002001-	) Hose, Hyd,Tc 06, Jf06str /Jf06e90 , 40.0	1
27	396215	(002001-	) Hose, Hyd,Tc 12, Jf12str /Jf12e90 , 40.0	1
28	396237	(002001-	) Hose, Hyd,Med06, Jf06str /Jf06e90l, 55.0	1
29	76837	(002001-	) Fitting, Hyd, Tee, Jm06/Jm06/Jm06	1
30	365006	(002001-	) Hose, Hyd,Tc 04, Jf04str /Jf04e90 , 56.0	2
31	1012658	(002001-	) Valve, Hyd, Relief, 08gpm3200	1
32	381865	(002001-	) Hose, Hyd,Tc 04, Jf04str /Jf04str , 18.0	1
33	1012678	(002001-	) Angle, Mtg, Valve Sppt	1
34	222505	(002001-	) Screw, Hex, M8 X 1.25 X 45, Ss	2
35	09010	(002001-	) Screw, Hex, M8 X 1.25 X 25, Ss	2

## STANDARD PARTS

Fig. 47 - Hydraulic Conveyor Valve and Cylinders Group

Ref.	Tennant Part No.	Machine Serial Number	Description	Qty.
36	32491	(002001-	) Washer, Flat, 0.31 Std	4
37	79447	(002001-	) Fitting, Hyd, Rst, Jm04/.036	2
38	16455	(002001-	) Fitting, Hyd, Rst, Jm04/.047	1



**Fig. 48 - Hydraulic Main Brush Valve and Cylinders Group**

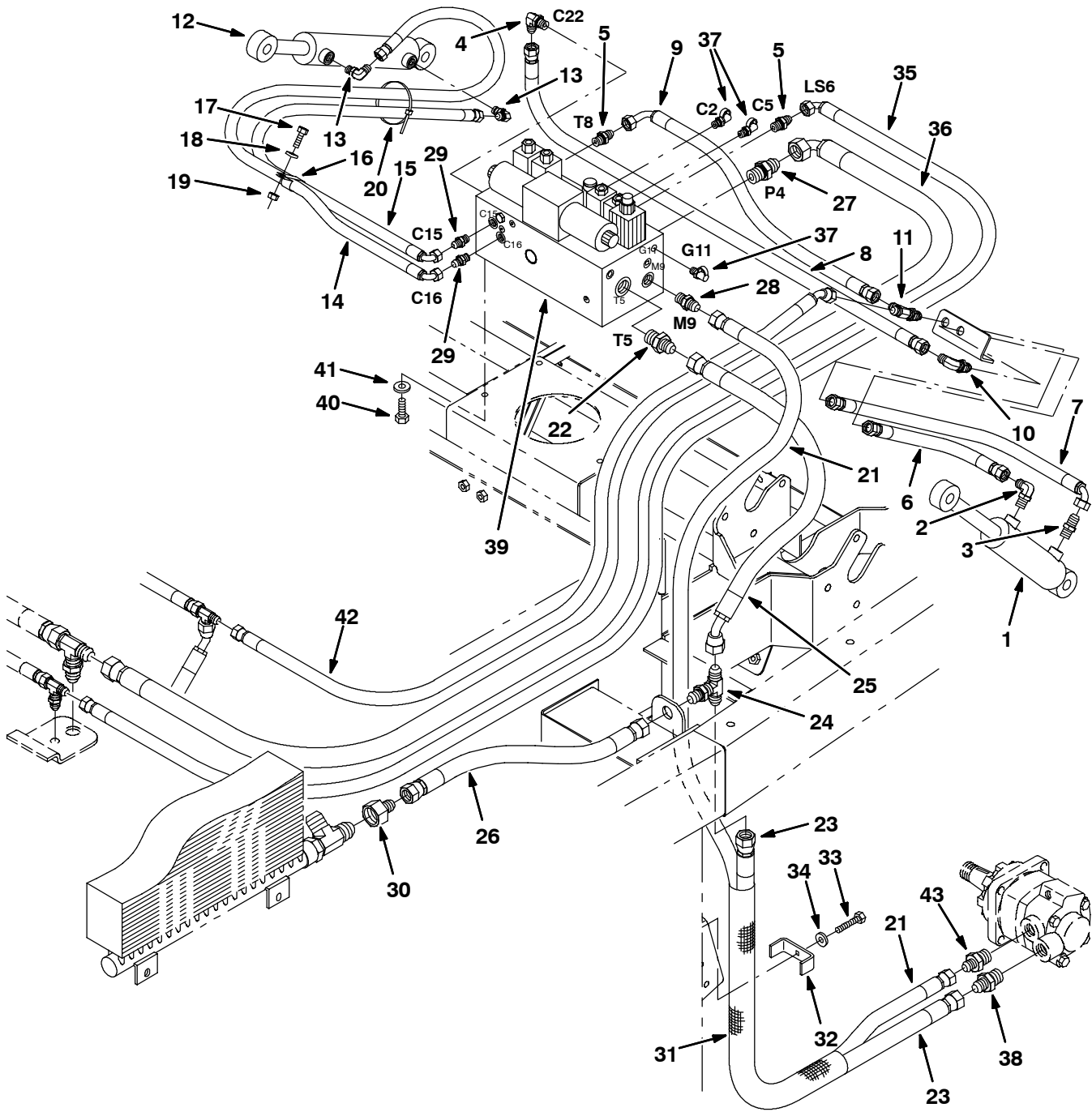


Fig. 48 - Hydraulic Main Brush Valve and Cylinders Group

Ref.	Tennant Part No.	Machine Serial Number	Description	Qty.	
1	394422	(002001-	) Cylinder, Hyd 2.0b,12.5l,05.00strk,3000	1	
2	77098	(002001-	) Fitting, Hyd, E90, Jm06/Om04	1	
3	50960	(002001-	) Fitting, Hyd, Str, Jm06/Om04	1	
4	56820	(002001-	) Fitting, Hyd, E90, Jm06/Om06	1	
5	56690	(002001-	) Fitting, Hyd, Str, Jm06/Om06	2	
6	396207	(002001-	) Hose, Hyd,Tc 06, Jf06str /Jf06str , 16.0	1	
7	71747	(002001-	) Hose, Hyd,Med06, Jf06str /Jf06e90 , 21.0	1	
8	396210	(002001-	) Hose, Hyd,Tc 06, Jf06str /Jf06str , 36.0	1	
9	396235	(002001-	) Hose, Hyd,Med06, Jf06str /Jf06e90l, 25.0	1	
10	57075	(002001-	) Fitting, Hyd, E90, Jm06/Jm06	1	
11	19757	(002001-	) Fitting, Hyd, Tee, Jm06/Jm06/Jm06bkhd	1	
12	394407	(002001-	) Cylinder, Hyd 2.0b,17.8l,08.12strk,3000	1	
13	77097	(002001-	) Fitting, Hyd, E90, Jm04/Om04	2	
14	71750	(002001-	) Hose, Hyd,Tc 04, Jf04str /Jf04e90 , 72.0	1	
15	365005	(002001-	) Hose, Hyd,Tc 04, Jf04str /Jf04e90 , 62.0	1	
16	09570	(002001-	) Clamp, Cable, Stl, 0.9x1.8 X 0.88w,1h	1	
17	39277	(002001-	) Screw, Hex, M08 X 1.25 X 25, 8.8	1	
18	32491	(002001-	) Washer, Flt, .31 Std	1	
19	08709	(002001-	) Nut, Hex, Lock, M08 X 1.25,NI	1	
20	763113	(002001-	) Tie, Cable, 20.0l, 6.00d Max	1	
21	396208	(002001-	) Hose, Hyd,Tc 08, Jf08str /Jf08str ,106.0	1	
22	42223	(002001-	) Fitting, Hyd, Str, Jm10/Om12	1	
23	396224	(002001-	) Hose, Hyd,Med10, Jf10str /Jf10str , 65.0	1	
24	395987	(002001-	) Fitting, Hyd, Tee, Jm10/Jm10bkhd/Jm10	1	
25	396227	(002001-	) Hose, Hyd,Med10, Jf10str /Jf10e45 , 34.0	1	
26	396225	(002001-	) Hose, Hyd,Med10, Jf10str /Jf10str , 27.0	1	
27	42260	(002001-	) Fitting, Hyd, Str, Jm12/Om12	1	
28	44869	(002001-	) Fitting, Hyd, Str, Jm08/Om08	1	
29	55586	(002001-	) Fitting, Hyd, Str, Jm04/Om04	2	
30	395975	(002001-	) Fitting, Hyd, Str, Jm10/Jf16	1	
31	395804	(002001-	) Sleeve, Nyl, #27 30.0l W/ Hole	1	
32	395803	(002001-	) Bar, Hose	1	
33	32731	(002001-	) Screw, Hex, M10 X 1.5 X 50, Ss	1	
34	32988	(002001-	) Washer, Lock, Int, .38	1	
35	396213	(002001-	) Hose, Hyd,Tc 06, Jf06str /Jf06e90 ,134.0	1	
36	396216	(002001-	) Hose, Hyd,Tc 12, Jf12str /Jf12e90 ,130.0	1	
▽	37	395973	(002001-	) Fitting, Hyd, Str, Om04/Qm04	3
▲	77003	(002001-	) Seal, O-Ring, .072 X 00.35id	1	
38	42223	(002001-	) Fitting, Hyd, Str, Jm10/Om12	1	
39	394436	(002001-	) Valve, Hyd, Solenoid [11s20g3000] (See Breakdowns)	1	
40	39283	(002001-	) Screw, Hex, M10 X 1.5 X 25, 8.8	4	
41	32492	(002001-	) Washer, Flt, .38 Std	4	
42	396532	(002001-	) Hose, Hyd,Med06, Jf06str /Jf06e45 , 102.0	1	
43	42227	(002001-	) Fitting, Hyd, Str, Jm08/Om12	1	

Fig. 49 - Electrical Relay Group

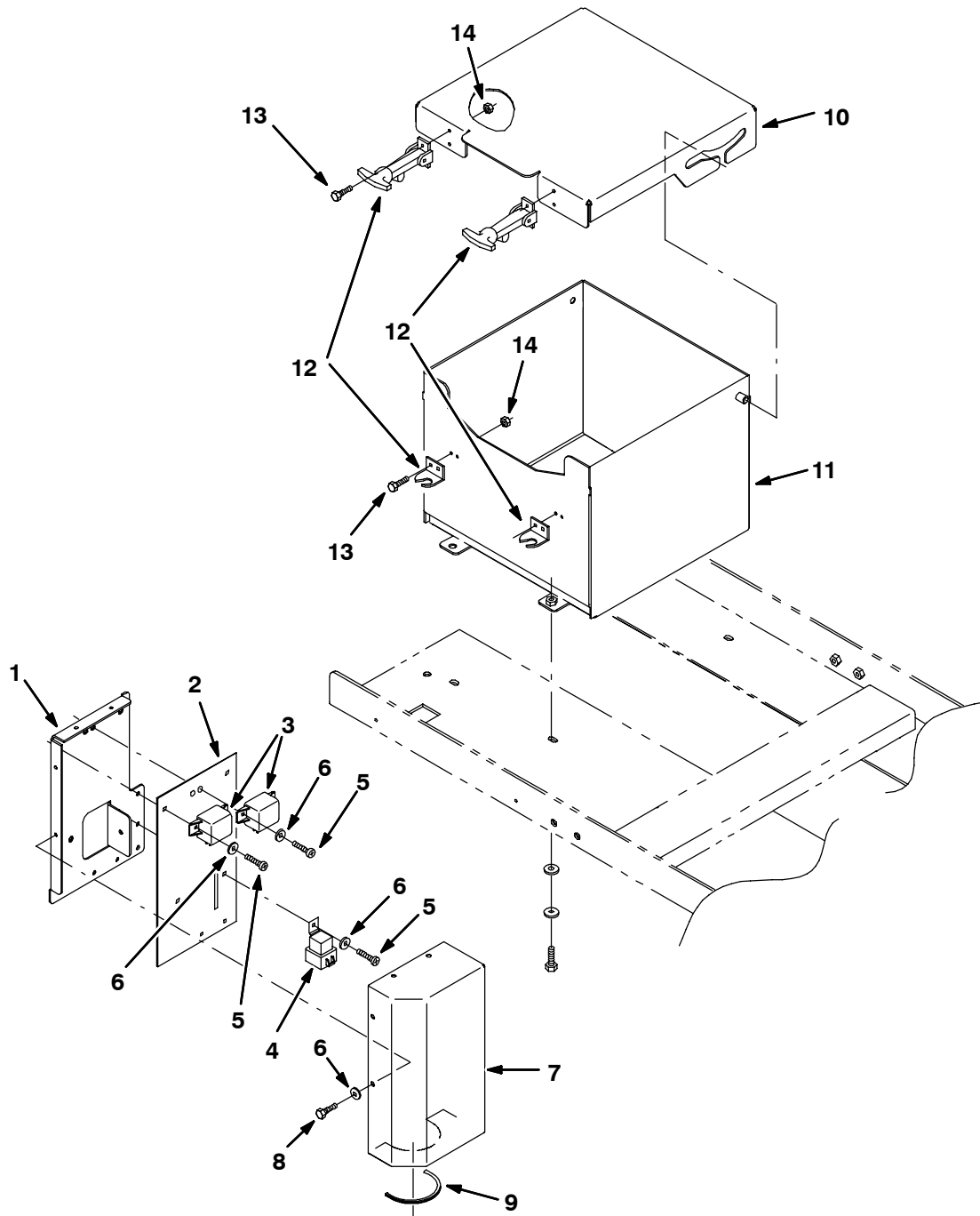


Fig. 49 - Electrical Relay Group

Ref.	Tenant Part No.	Machine Serial Number	Description	Qty.
1	1009948	(002001-	) Plate, Mtg, Relay	1
2	1010705	(002001-	) Isolator, Relay, Neo	1
3	34804	(002001-	) Relay, 12vdc, 75a, [Bosch]	2
4	56186	(002001-	) Relay, 12vdc, 40a, Spdt, [Potter]	1
5	09145	(002001-	) Screw, Pan, M6 X 1.0 X 16, 4.8	6
6	32483	(002001-	) Washer, Flat, .25 Sae	10
7	1010443	(002001-	) Cover, Relay	1
8	74455	(002001-	) Screw, Hex, M 6 X 1.0 X 12, Fmg	4
9	761237	(002001-	) Molding, Trim, Pvc,.18-.31 09.0l	4
10	1010505	(002001-	) Cover, Box, Battery	1
11	1010777	(002001-	) Box Wldt, Battery	1
12	57260	(002001-	) Latch Assy, Rbr, 05.1l [Southco]	2
13	12312	(002001-	) Screw, Hex, M5 X 0.8 X 12, 8.8	8
14	06549	(002001-	) Nut, Hex, Lock, M 5 X 0.8, NI	8

**Fig. 50 - Instrument Panel Group (002001-002499)**

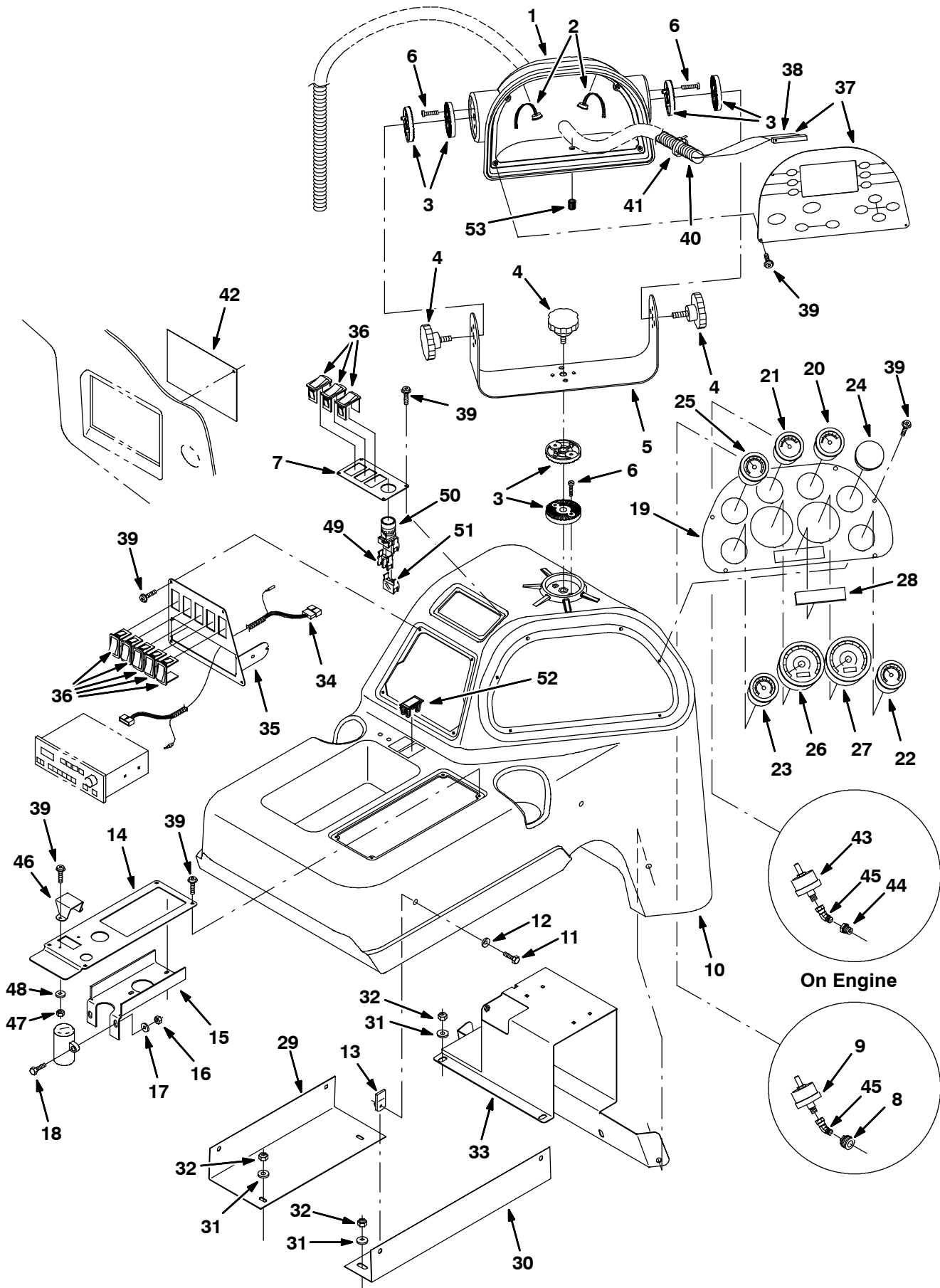




Fig. 50 - Instrument Panel Group (002001-002499)

Ref.	Tennant Part No.	Machine Serial Number	Description	Qty.	
1	9000062	(002001-002499 )	Kit, Replmt, Shroud, Console	1	
2	394917	(002001-002499 )	Lamp, Panl, 12vdc	2	
3	607175	(002001-002499 )	Serrated Pad - Pivot Handle	6	
4	12367	(002001-002499 )	Knob Assy, Rnd, 2.37d 1.3l M12x1.75 1.6l	3	
5	395416	(002001-002499 )	Bracket, Mtg, Cntrl	1	
6	363503	(002001-002499 )	Screw, Pan, M 6 X 1.0 X 12, Ss	10	
7	396725	(002001-002499 )	Bezel, Stop Switch W/ Label	1	
8	1012442	(002001-002499 )	Fitting, Hyd, Str, Pm12 / Pf02, Rwk	1	
9	1011335	(002001-002499 )	Send-unit, Coolant	1	
10	395383	(002001-002499 )	Shroud, Cntrl, Console	1	
11	06943	(002001-002499 )	Screw, Hex, M06 X 1.0 X 20, 8.8	6	
12	32490	(002001-002499 )	Washer, Flat, .25 Std	6	
13	12271	(002001-002499 )	Nut, U, M06 X 1.0	6	
14	9000189	(002001-002499 )	Plate, Bezel, W/ Label	1	
15	395764	(002001-002499 )	Bracket, Mtg, Cntrl, Transmission	1	
16	08709	(002001-002499 )	Nut, Hex, Lock, M08 X 1.25,NI	2	
17	32491	(002001-002499 )	Washer, Flat, .31 Std	2	
18	76570	(002001-002499 )	Screw, Hex, M08 X 1.25 X 30, 8.8	2	
19	395461	(002001-002499 )	Bezel, Gauges	1	
20	395448	(002001-002499 )	Gauge, Fuel	1	
21	395449	(002001-002499 )	Gauge, Press, Oil	1	
22	396295	(002001-002499 )	Gauge, Press, Brake, Air, Dual	1	
23	1011341	(002001-002499 )	Gauge, Voltmeter	1	
24	1012529	(002001-002499 )	Plug, Hole, 2.125d	1	
25	1011340	(002001-002499 )	Gauge, Temp, Coolant [Dual-scale]	1	
26	1011336	(002001-002499 )	Gauge, Tachometer [Programmable]	1	
27	1011338	(002001-002499 )	Gauge, Speedometer [Programmable]	1	
28	396300	(002001-002499 )	Lamp, Warning, 12vdc, [4 Postion]	1	
29	395529	(002001-002499 )	Bracket, Mtg, Console, Lh	1	
30	395530	(002001-002499 )	Bracket, Mtg, Console, Rh	1	
31	32491	(002001-002499 )	Washer, Flat, .31 Std	5	
32	08709	(002001-002499 )	Nut, Hex, Lock, M08 X 1.25,NI	5	
33	1002621	(002001-002499 )	Bracket Wldt, Console	1	
34	394926	(002001-002499 )	Harness, Radio, Jumper, [Centurion]	1	
35	396726	(002001-002499 )	Bezel, Accssry W/ Label	1	
36	398501	(002001-002499 )	Switch, Rocker, Hole Plug	8	
▽	37	1016742	(002001-002499 )	Panel Assy, Touch [Centurion]	1
▲	38	396244	(002001-002499 )	Cable, Ribbon, 26 Conductor	1
39	395566	(002001-002499 )	Screw, Btn, M04 X 0.70 X 10, Blk, Flng	26	
40	396481	(002001-002499 )	Conduit	1	
41	44961	(002001-002499 )	Tie, Cable, Nyl, 14.5l .30w 4.0 Max D	2	
42	396309	(002001-002499 )	Plate, Cover, Radio	1	
43	395457	(002001-002499 )	Send-Unit, Oil, Press	1	
44	17414	(002001-002499 )	Fitting, Pipe, Str, Pm04/Pf02	1	
45	371857	(002001-002499 )	Fitting, Pipe, Str, Metric, Pm14/Pf04	2	
46	9000190	(002001-002499 )	Guard, Switch, W/ Label	1	

## STANDARD PARTS

Fig. 50 - Instrument Panel Group (002001-002499)

Ref.	Tennant Part No.	Machine Serial Number	Description	Qty.
47	02850	(002001-002499 )	Nut, Hex, Lock, M 4 X 0.7, NI	2
48	19066	(002001-002499 )	Washer, Flt, #10	2
49	11608	(002001-002499 )	Contacts, Switch	1
50	395833	(002001-002499 )	Switch Assy, Push, [Latch, Illuminated]	1
	395835	(002001-002499 )	Lamp, 12v, [Miniture Bayonet]	1
51	395834	(002001-002499 )	Contact Block, Switch, N.O.	1
52	57772	(002001-002499 )	Button, Plug, Switch, 1.45 X 0.83 Hole	1
53	1015149	(002001-002499 )	Knob, [Q17009-001]	1



**Fig. 51 - Instrument Panel Group (002500-002999)**

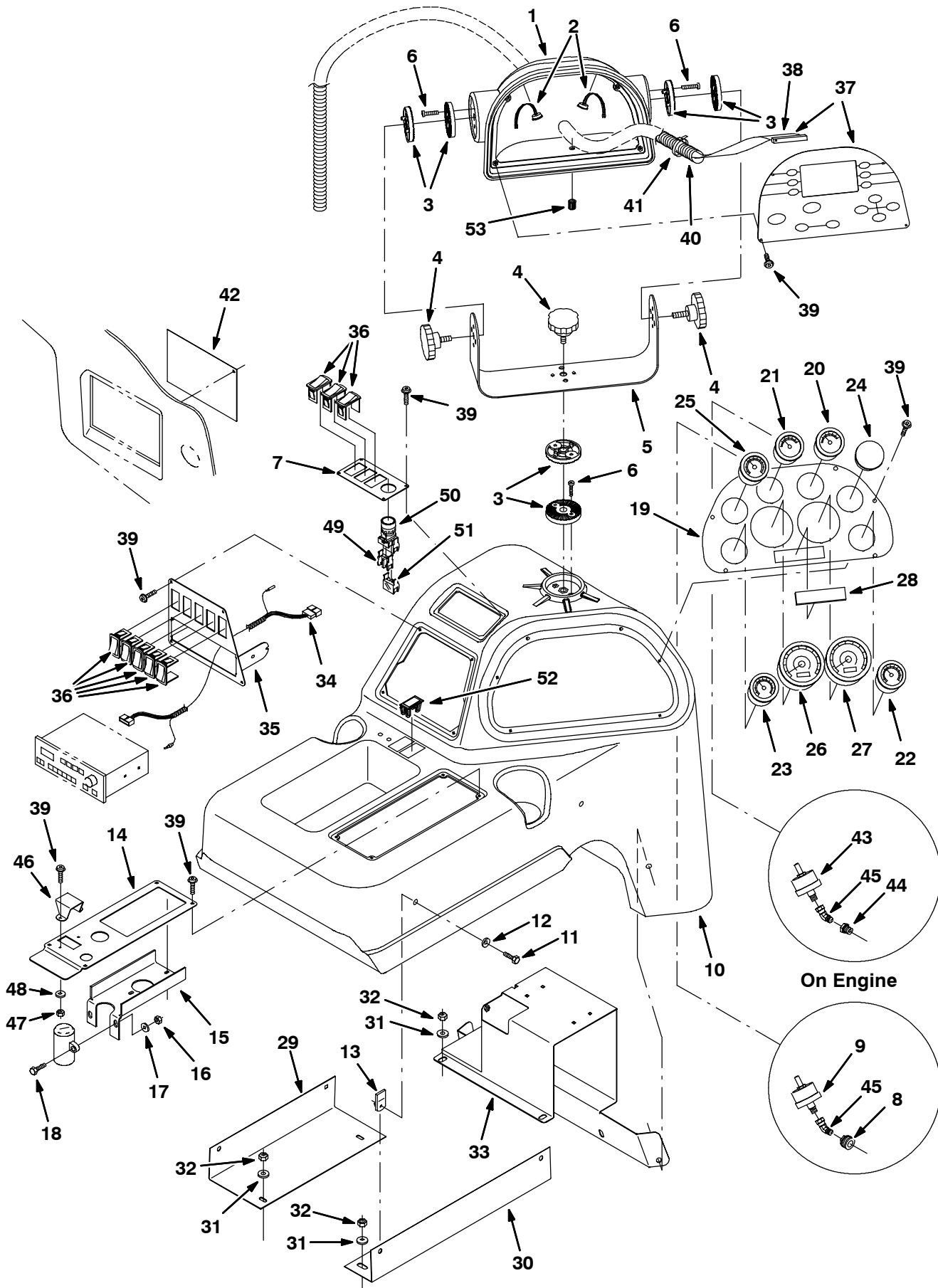


Fig. 51 - Instrument Panel Group (002500-002999)

Ref.	Tennant Part No.	Machine Serial Number	Description	Qty.	
1	9000062	(002500-002999 )	Kit, Replmt, Shroud, Console	1	
2	394917	(002500-002999 )	Lamp, Panl, 12vdc	2	
3	607175	(002500-002999 )	Serrated Pad - Pivot Handle	6	
4	12367	(002500-002999 )	Knob Assy, Rnd, 2.37d 1.3l M12x1.75 1.6l	3	
5	395416	(002500-002999 )	Bracket, Mtg, Cntrl	1	
6	363503	(002500-002999 )	Screw, Pan, M 6 X 1.0 X 12, Ss	10	
7	396725	(002500-002999 )	Bezel, Stop Switch W/ Label	1	
8	1012442	(002500-002999 )	Fitting, Hyd, Str, Pm12 / Pf02, Rwk	1	
9	1011335	(002500-002999 )	Send-unit, Coolant	1	
10	9001426	(002500-002999 )	Shroud Kit, Console, Oprtr , Modif	1	
11	06943	(002500-002999 )	Screw, Hex, M06 X 1.0 X 20, 8.8	6	
12	32490	(002500-002999 )	Washer, Flat, .25 Std	6	
13	12271	(002500-002999 )	Nut, U, M06 X 1.0	6	
14	9000189	(002500-002999 )	Plate, Bezel, W/ Label	1	
15	395764	(002500-002999 )	Bracket, Mtg, Cntrl, Transmission	1	
16	08709	(002500-002999 )	Nut, Hex, Lock, M08 X 1.25,NI	2	
17	32491	(002500-002999 )	Washer, Flat, .31 Std	2	
18	76570	(002500-002999 )	Screw, Hex, M08 X 1.25 X 30, 8.8	2	
19	395461	(002500-002999 )	Bezel, Gauges	1	
20	1016380	(002500-002999 )	Gauge, Fuel	1	
21	1016377	(002500-002999 )	Gauge, Press, Oil	1	
22	1016382	(002500-002999 )	Gauge, Press, Air	1	
23	1016378	(002500-002999 )	Voltmeter	1	
24	1016375	(002500-002999 )	Gauge, Temp, Oil	1	
25	1016376	(002500-002999 )	Gauge, Temp, Water	1	
26	1016372	(002500-002999 )	Tachometer	1	
27	1016374	(002500-002999 )	Speedometer	1	
28	396300	(002500-002999 )	Lamp, Warning, 12vdc, [4 Postion]	1	
29	395529	(002500-002999 )	Bracket, Mtg, Console, Lh	1	
30	395530	(002500-002999 )	Bracket, Mtg, Console, Rh	1	
31	32491	(002500-002999 )	Washer, Flat, .31 Std	5	
32	08709	(002500-002999 )	Nut, Hex, Lock, M08 X 1.25,NI	5	
33	1002621	(002500-002999 )	Bracket Wldt, Console	1	
34	394926	(002500-002999 )	Harness, Radio, Jumper, [Centurion]	1	
35	396726	(002500-002999 )	Bezel, Accssry W/ Label	1	
36	398501	(002500-002999 )	Switch, Rocker, Hole Plug	8	
▽	37	1016742	(002500-002999 )	Panel Assy, Touch [Centurion]	1
▲	38	396244	(002500-002999 )	Cable, Ribbon, 26 Conductor	1
39	395566	(002500-002999 )	Screw, Btn, M04 X 0.70 X 10, Blk, Flng	26	
40	396481	(002500-002999 )	Conduit	1	
41	44961	(002500-002999 )	Tie, Cable, Nyl, 14.5l .30w 4.0 Max D	2	
42	396309	(002500-002999 )	Plate, Cover, Radio	1	
43	395457	(002500-002999 )	Send-Unit, Oil, Press	1	
44	17414	(002500-002999 )	Fitting, Pipe, Str, Pm04/Pf02	1	
45	371857	(002500-002999 )	Fitting, Pipe, Str, Metric, Pm14/Pf04	2	
46	9000190	(002500-002999 )	Guard, Switch, W/ Label	1	

## STANDARD PARTS

Fig. 51 - Instrument Panel Group (002500-002999)

Ref.	Tennant Part No.	Machine Serial Number	Description	Qty.
47	02850	(002500-002999 )	Nut, Hex, Lock, M 4 X 0.7, NI	2
48	19066	(002500-002999 )	Washer, Flt, #10	2
49	11608	(002500-002999 )	Contacts, Switch	1
50	395833	(002500-002999 )	Switch Assy, Push, [Latch, Illuminated]	1
	395835	(002500-002999 )	Lamp, 12v, [Miniture Bayonet]	1
51	395834	(002500-002999 )	Contact Block, Switch, N.O.	1
52	57772	(002500-002999 )	Button, Plug, Switch, 1.45 X 0.83 Hole	1
53	1015149	(002500-002999 )	Knob, [Q17009-001]	1



**Fig. 52 - Instrument Panel Group (003000- )**

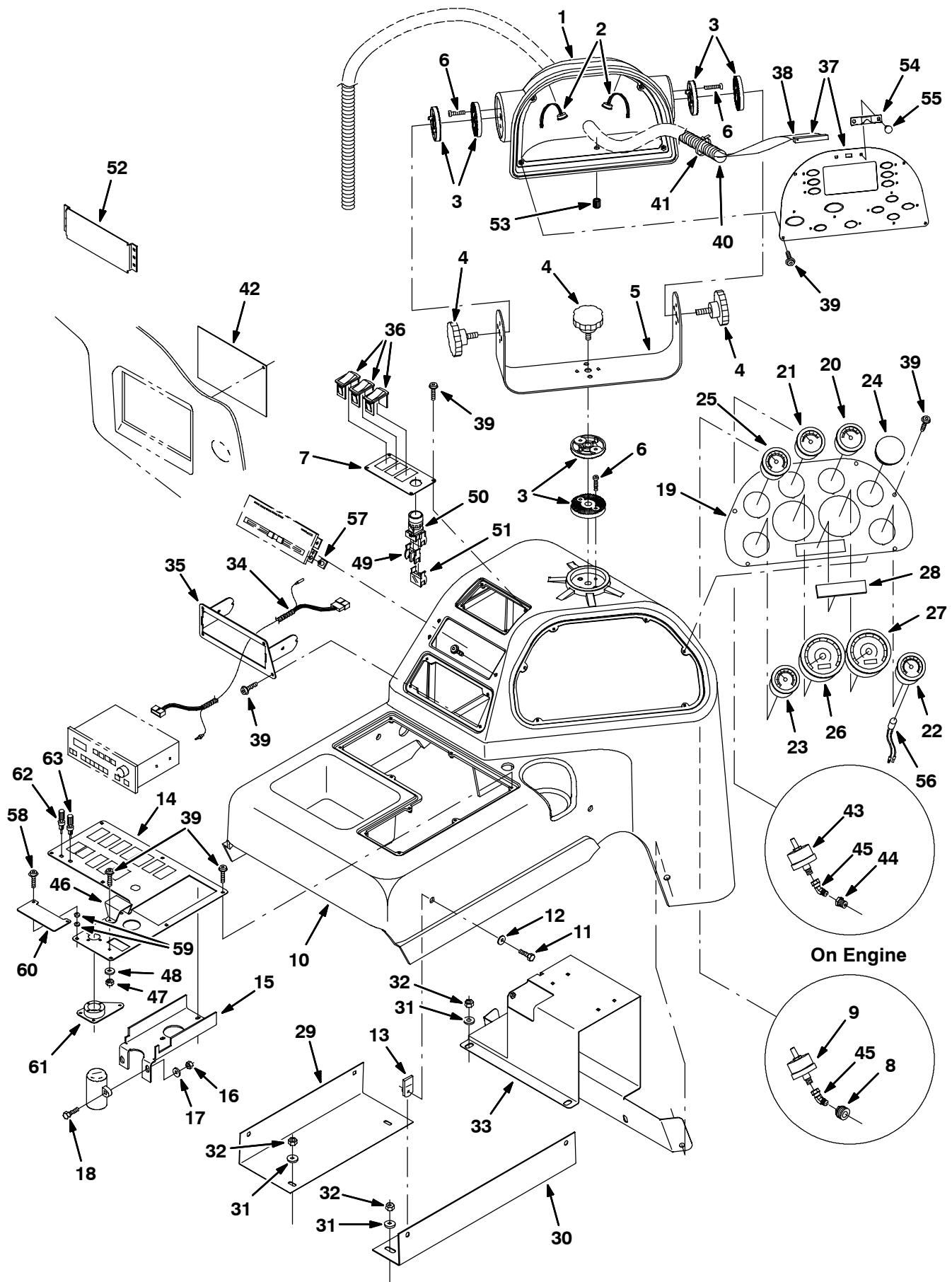




Fig. 52 - Instrument Panel Group (003000- )

Ref.	Tennant Part No.	Machine Serial Number	Description	Qty.	
1	9000062	(003000-	) Kit, Replmt, Shroud, Console	1	
2	394917	(003000-	) Lamp, Panl, 12vdc	2	
3	607175	(003000-	) Serrated Pad - Pivot Handle	6	
4	12367	(003000-	) Knob Assy, Rnd, 2.37d 1.3l M12x1.75 1.6l	3	
5	395416	(003000-	) Bracket, Mtg, Cntrl	1	
6	363503	(003000-	) Screw, Pan, M 6 X 1.0 X 12, Ss	10	
7	396725	(003000-	) Bezel, Stop Switch W/ Label	1	
8	1012442	(003000-	) Fitting, Hyd, Str, Pm12 / Pf02, Rwk	1	
9	1011335	(003000-	) Send-unit, Coolant	1	
10	9001426	(003000-	) Shroud Kit, Console, Oprtr , Modif	1	
11	06943	(003000-	) Screw, Hex, M06 X 1.0 X 20, 8.8	6	
12	32490	(003000-	) Washer, Flat, .25 Std	6	
13	12271	(003000-	) Nut, U, M06 X 1.0	6	
14	9001687	(003000-	) Bezel, Plate, Accssry, W/ Label	1	
15	395764	(003000-	) Bracket, Mtg, Cntrl, Transmission	1	
16	08709	(003000-	) Nut, Hex, Lock, M08 X 1.25,NI	2	
17	32491	(003000-	) Washer, Flat, .31 Std	2	
18	76570	(003000-	) Screw, Hex, M08 X 1.25 X 30, 8.8	2	
19	395461	(003000-	) Bezel, Gauges	1	
20	1016380	(003000-	) Gauge, Fuel	1	
21	1016377	(003000-	) Gauge, Press, Oil	1	
22	1016382	(003000-	) Gauge, Press, Air	1	
23	1016378	(003000-	) Voltmeter	1	
24	1016375	(003000-	) Gauge, Temp, Oil	1	
25	1016376	(003000-	) Gauge, Temp, Water	1	
26	1016372	(003000-	) Tachometer	1	
27	1016374	(003000-	) Speedometer	1	
28	396300	(003000-	) Lamp, Warning, 12vdc, [4 Postion]	1	
29	395529	(003000-	) Bracket, Mtg, Console, Lh	1	
30	395530	(003000-	) Bracket, Mtg, Console, Rh	1	
31	32491	(003000-	) Washer, Flat, .31 Std	5	
32	08709	(003000-	) Nut, Hex, Lock, M08 X 1.25,NI	5	
33	1002621	(003000-	) Bracket Wldt, Console	1	
34	394926	(003000-	) Harness, Radio, Jumper, [Centurion]	1	
35	1020594	(003000-	) Bezel Wldt, Accssry	1	
36	398501	(003000-	) Switch, Rocker, Hole Plug	<del>8</del> 3	
▽	37	1016742	(003000-	) Panel Assy, Touch [Centurion]	1
▲	38	396244	(003000-	) Cable, Ribbon, 26 Conductor	1
39	395566	(003000-	) Screw, Btn, M04 X 0.70 X 10, Blk, Flng	26	
40	396481	(003000-	) Conduit	1	
41	44961	(003000-	) Tie, Cable, Nyl, 14.5l .30w 4.0 Max D	2	
42	396309	(003000-	) Plate, Cover, Radio	1	
43	395457	(003000-	) Send-Unit, Oil, Press	1	
44	17414	(003000-	) Fitting, Pipe, Str, Pm04/Pf02	1	
45	371857	(003000-	) Fitting, Pipe, Str, Metric, Pm14/Pf04	2	
46	9000190	(003000-	) Guard, Switch, W/ Label	1	

**STANDARD PARTS****Fig. 52 - Instrument Panel Group (003000- )**

<b>Ref.</b>	<b>Tennant Part No.</b>	<b>Machine Serial Number</b>	<b>Description</b>	<b>Qty.</b>
47	02850	(003000- )	Nut, Hex, Lock, M 4 X 0.7, NI	2
48	19066	(003000- )	Washer, Flt, #10	2
49	11608	(003000- )	Contacts, Switch	1
50	395833	(003000- )	Switch Assy, Push, [Latch, Illuminated]	1
	395835	(003000- )	Lamp, 12v, [Miniture Bayonet]	1
51	395834	(003000- )	Contact Block, Switch, N.O.	1
52	1020597	(003000- )	Plate, Cover	1
53	1015149	(003000- )	Knob, [Q17009-001]	1
54	1017765	(003000- )	Cover, Plstc	1
55	77399	(003000- )	Clip, [Pine-tree], .236h, Plstc	2
56	9001247	(003000- )	Lampholder Assy, [Centurion Air Gauge]	1
57	1020972	(003000- )	Spacer, Insert, Thrd	3
58	1020977	(003000- )	Screw, Btn, M04 X 0.07 X 12.7, Blk, Flng	5
59	19065	(003000- )	Washer, Flat, #08	4
60	9001497	(003000- )	Plate, Label, W/ Label	1
61	1023985	(003000- )	Bracket Wldt, Mtg, Brake Valve	1
62	1023996	(003000- )	Connector, Post, Red	1
63	1024004	(003000- )	Connector, Post, Blk	1



Fig. 53 - Circuit Breaker and Relay Group

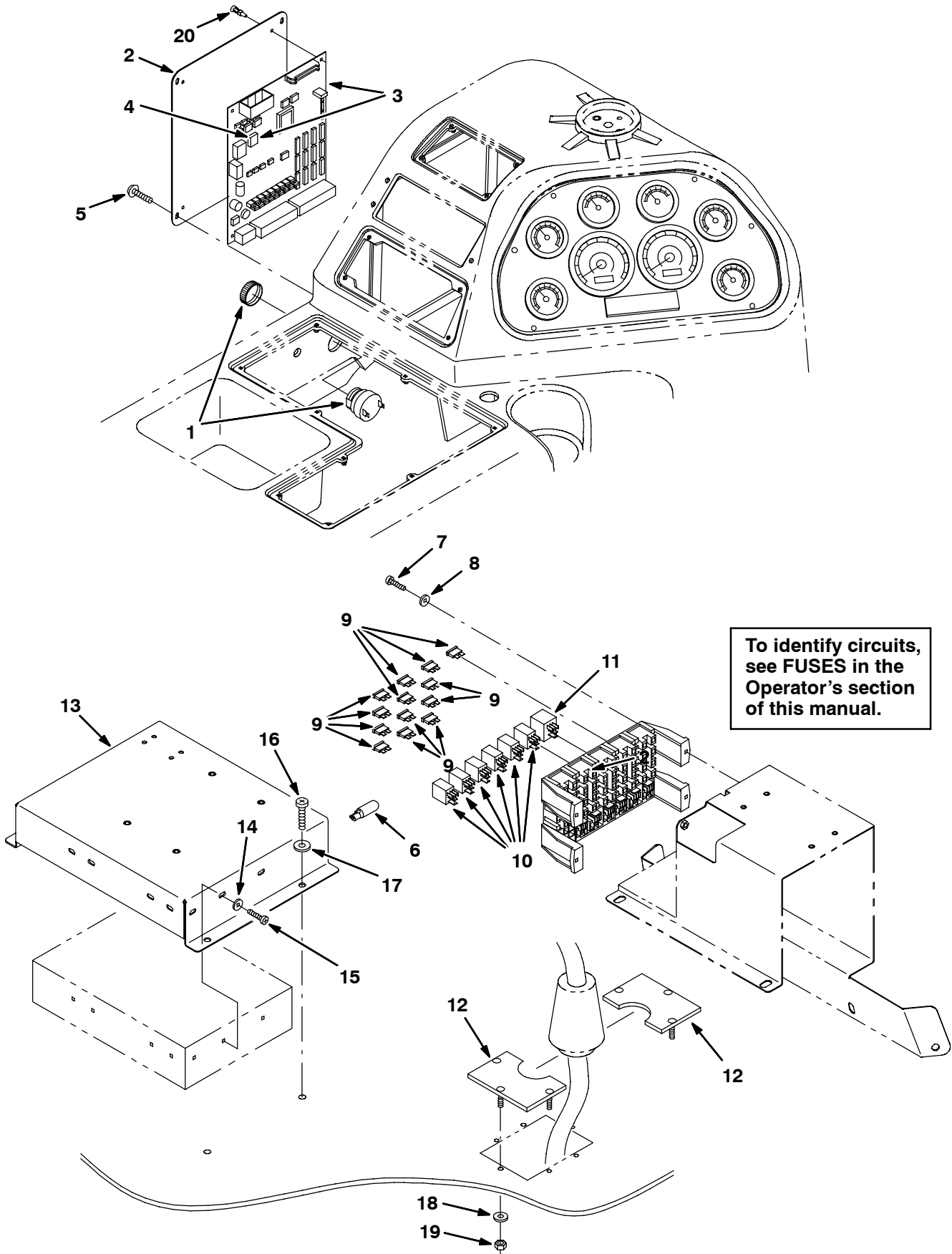


Fig. 53 - Circuit Breaker and Relay Group

Ref.	Tennant Part No.	Machine Serial Number	Description	Qty.
1021290 1	<del>364597</del>	(002001-	) Alarm, Audio, 04-16vdc 80dba	1
2	395590	(002001-	) Panel, Access	1
3	1012313	(002001-	) Circuitboard Assy [Centurion Duramax]	1
4	9000892	(002001-	) Memory Kit, Flash, Modif [Duramax]	1
5	395566	(002001-	) Screw, Btn, M04 X 0.70 X 10, Blk, Flng	4
6	222290	(002001-	) Diode, Ele, Plug	1
7	06933	(002001-	) Screw, Pan, M05 X 0.8 X 16, 4.8	4
8	19066	(002001-	) Washer, Flat, #10	4
9	394919	(002001-	) Fuse, 20amp	13
10	394916	(002001-	) Relay, 12vdc, 20a, Spdt, [Mini]	6
11	56186	(002001-	) Relay, 12vdc, 40a, Spdt, [Potter]	1
12	1012209	(002001-	) Plate, Support, Grommet	2
13	1010824	(002001-	) Plate, Cover, Controller	1
14	19066	(002001-	) Washer, Flt, #10	7
15	06932	(002001-	) Screw, Pan, M5 X0.8 X 10, 4.8	7
16	09196	(002001-	) Screw, Pan, M8 X 1.25 X 25, 4.8	4
17	32491	(002001-	) Washer, Flat, 0.31 Std	4
18	32483	(002001-	) Washer, Flat, 0.25 Sae	6
19	08708	(002001-	) Nut, Hex, Lock, M 6 X 1.0, NI	6
20	15840	(002001-	) Pin, Prong	4

Fig. 54 - Electrical Schematic (002001-002499)




Fig. 54 - Electrical Schematic (002001-002499)

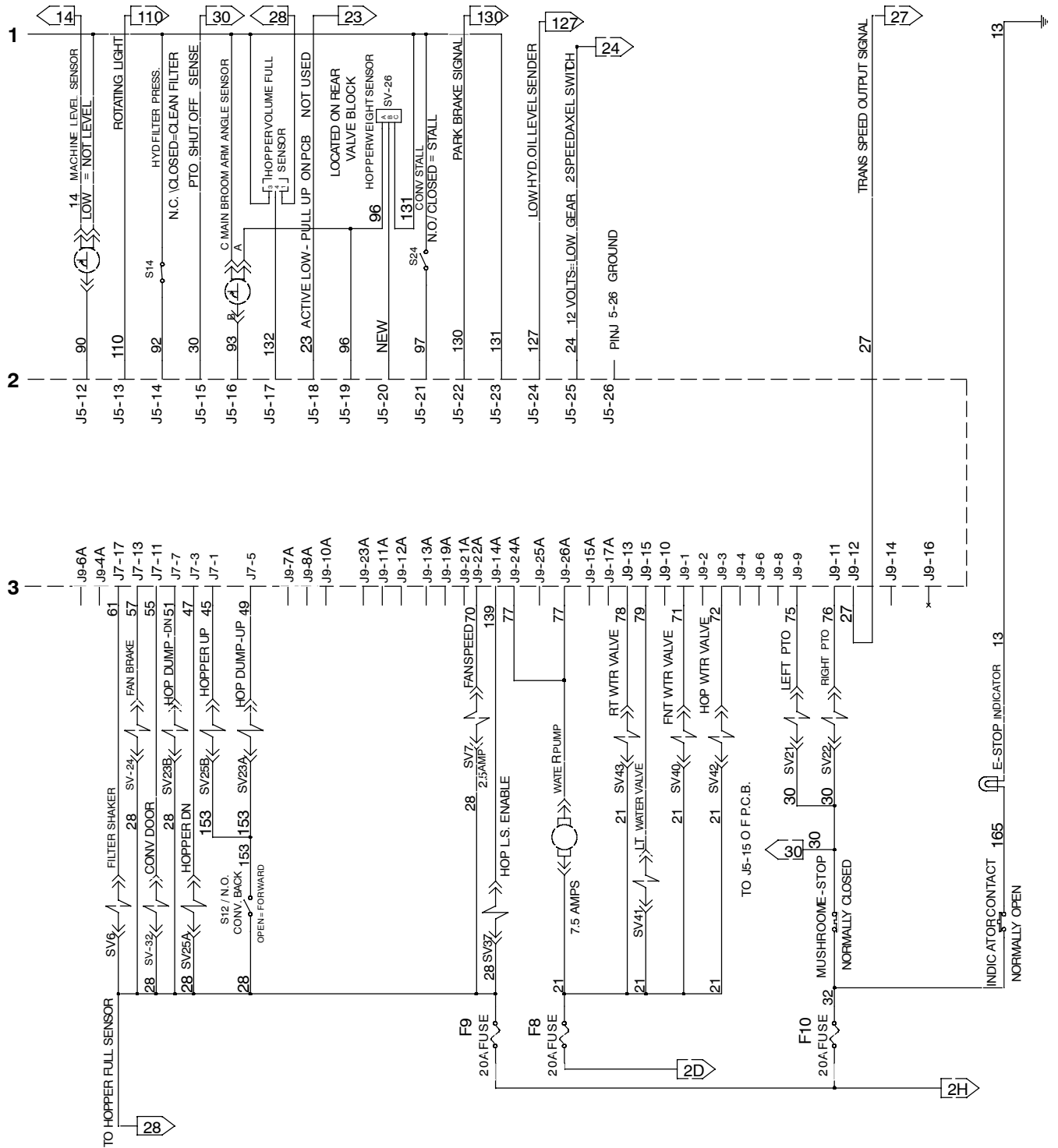






Fig. 54 - Electrical Schematic (002001-002499)

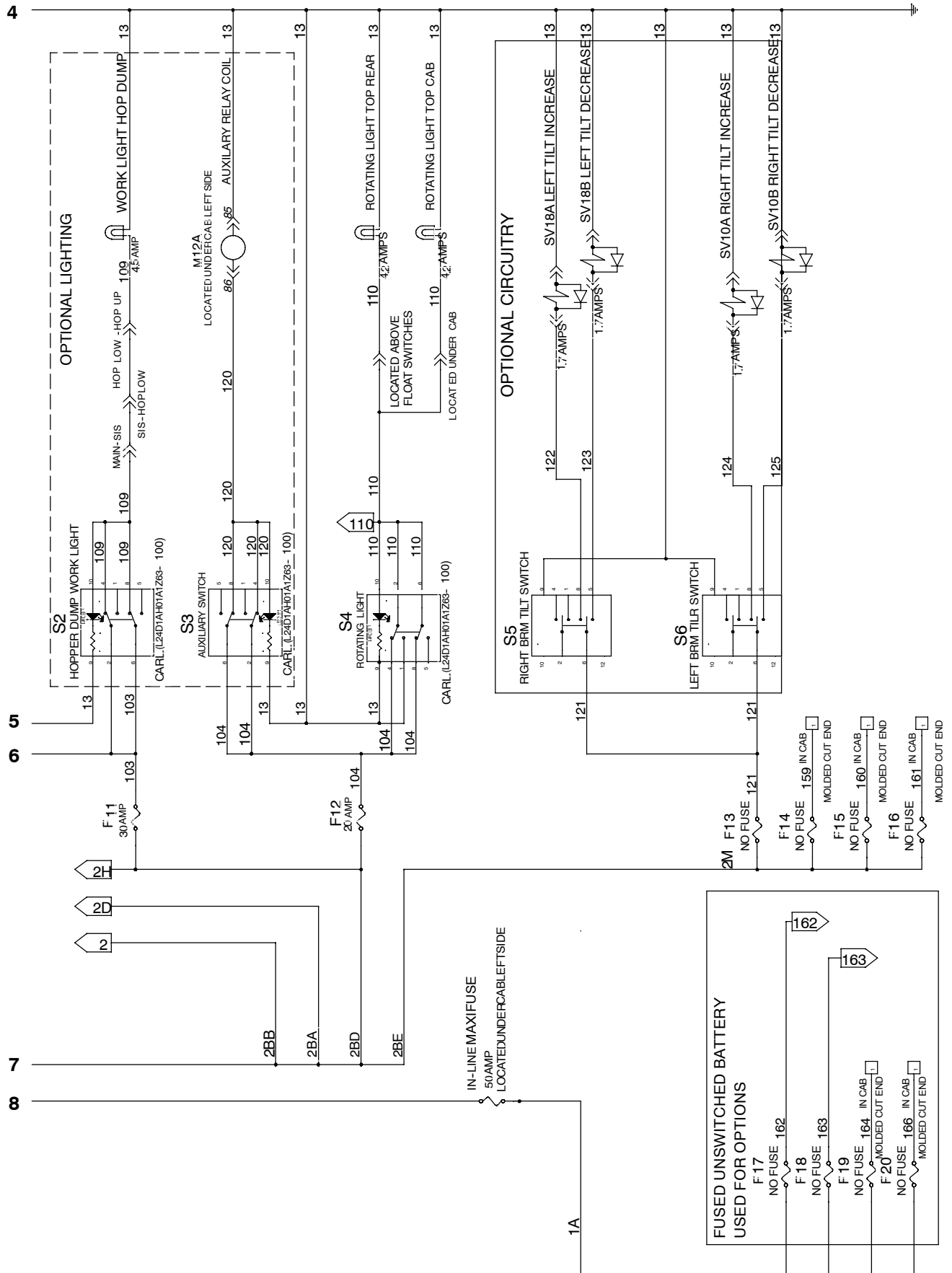


Fig. 54 - Electrical Schematic (002001-002499)

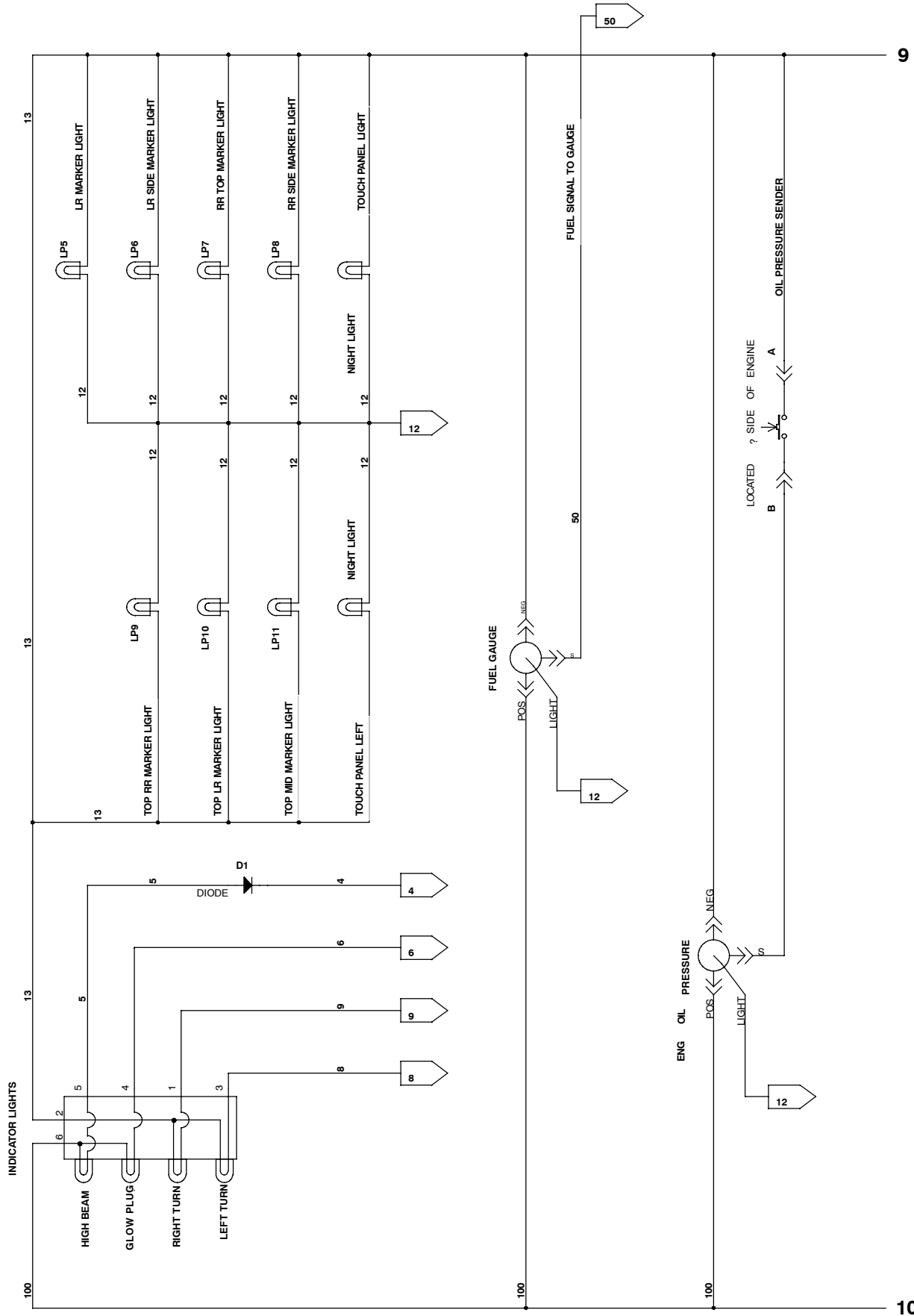


Fig. 54 - Electrical Schematic (002001-002499)

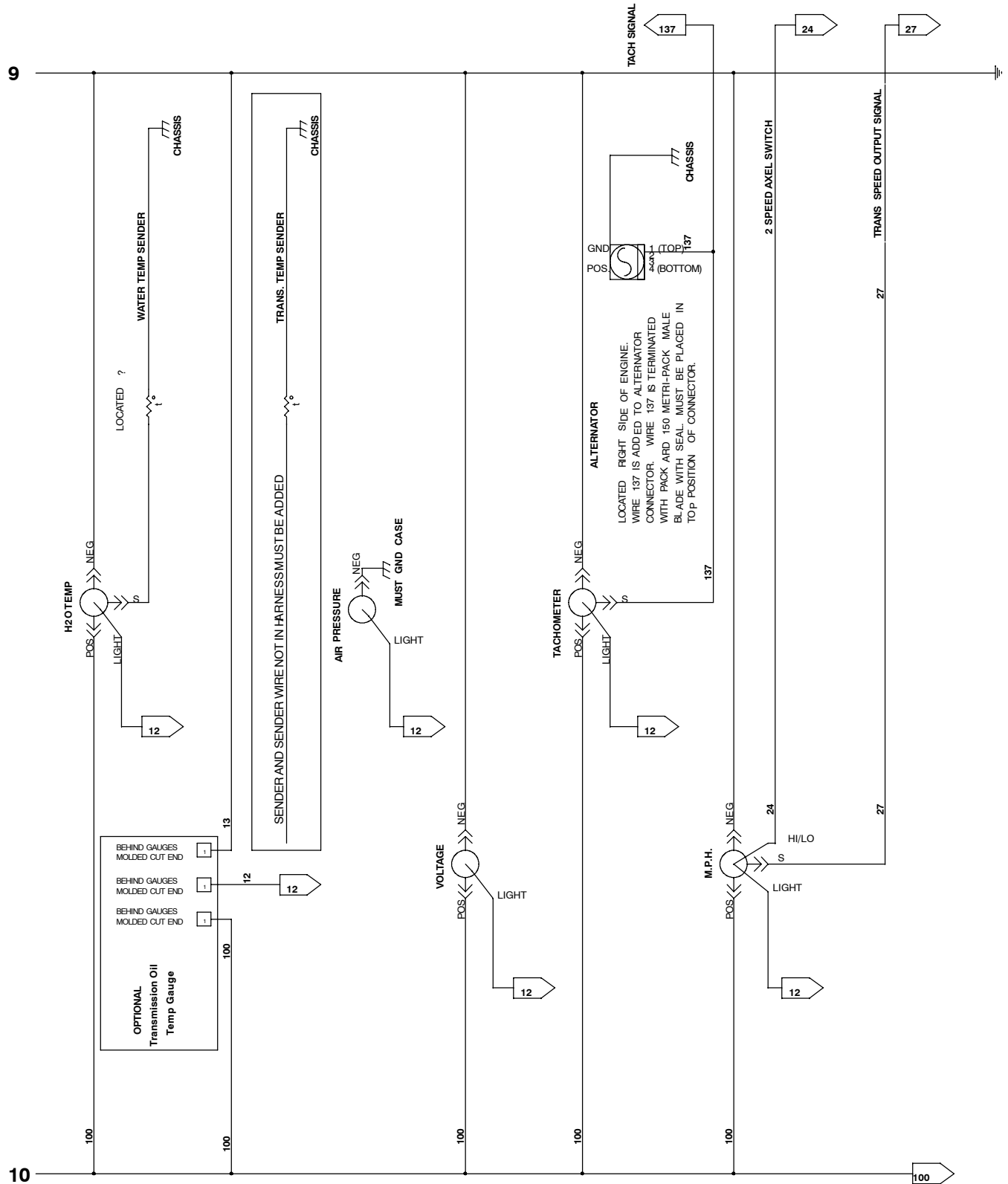


Fig. 54 - Electrical Schematic (002001-002499)

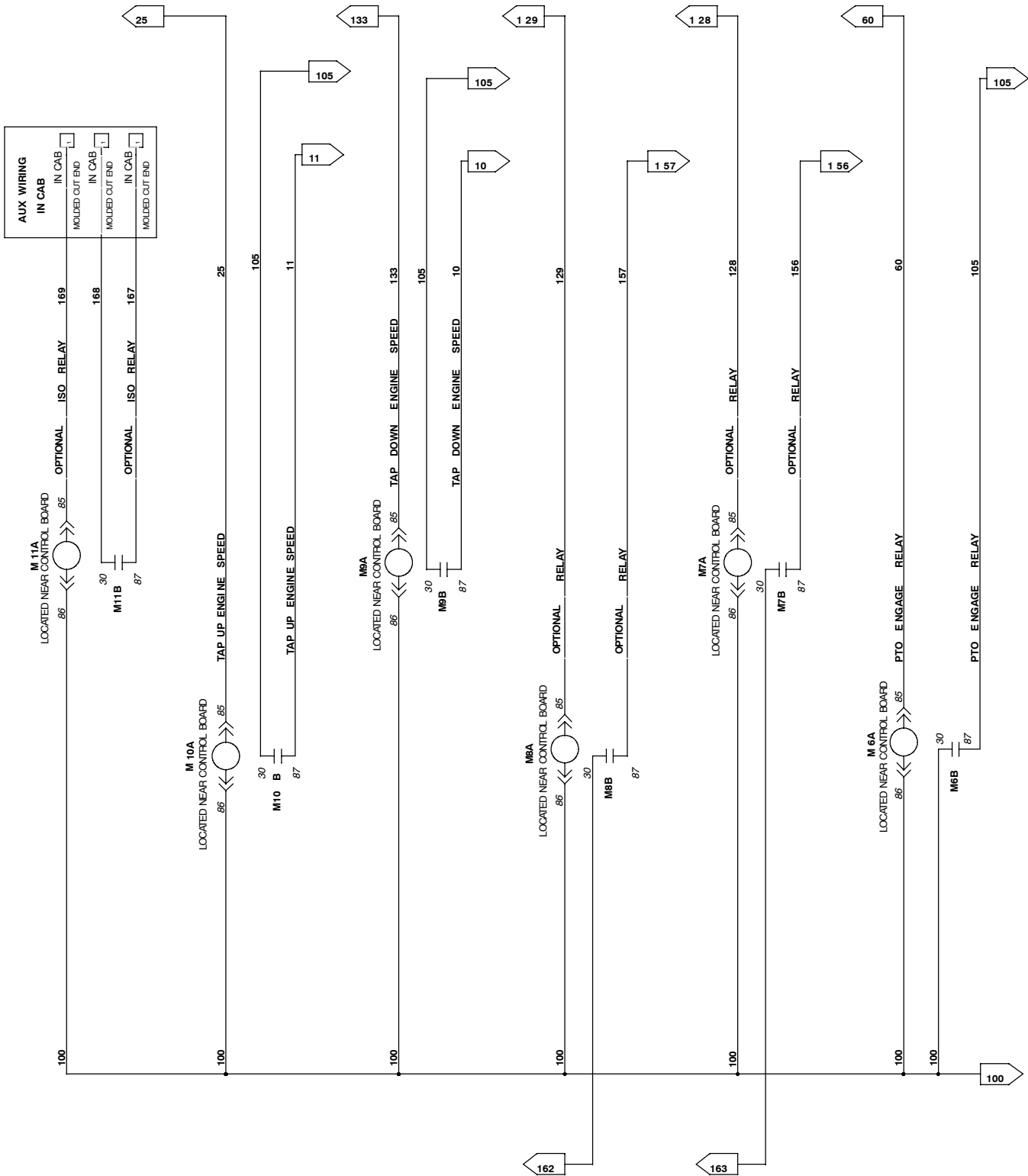


Fig. 54 - Electrical Schematic (002001-002499)

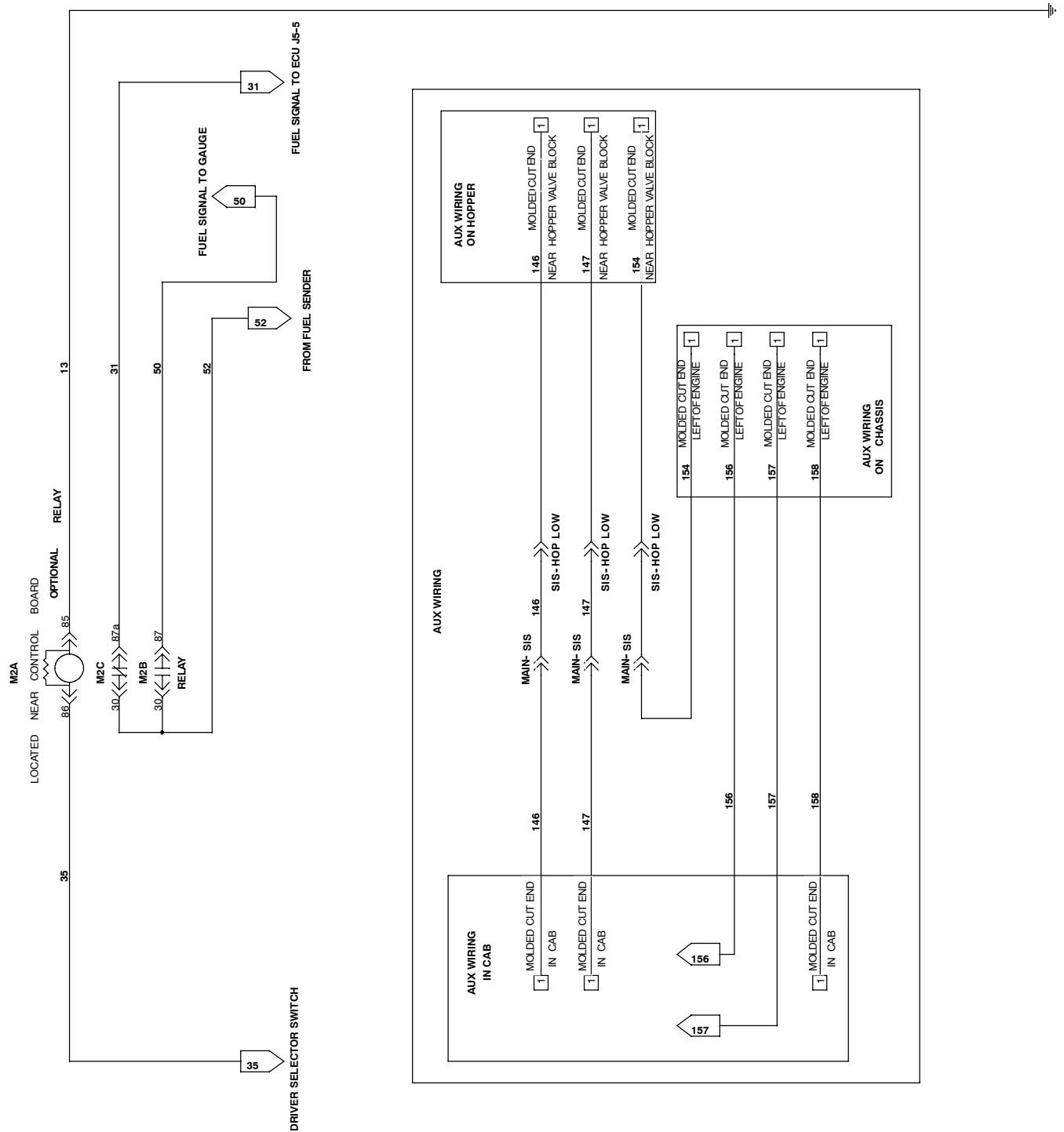


Fig. 54 - Electrical Schematic (002001-002499)

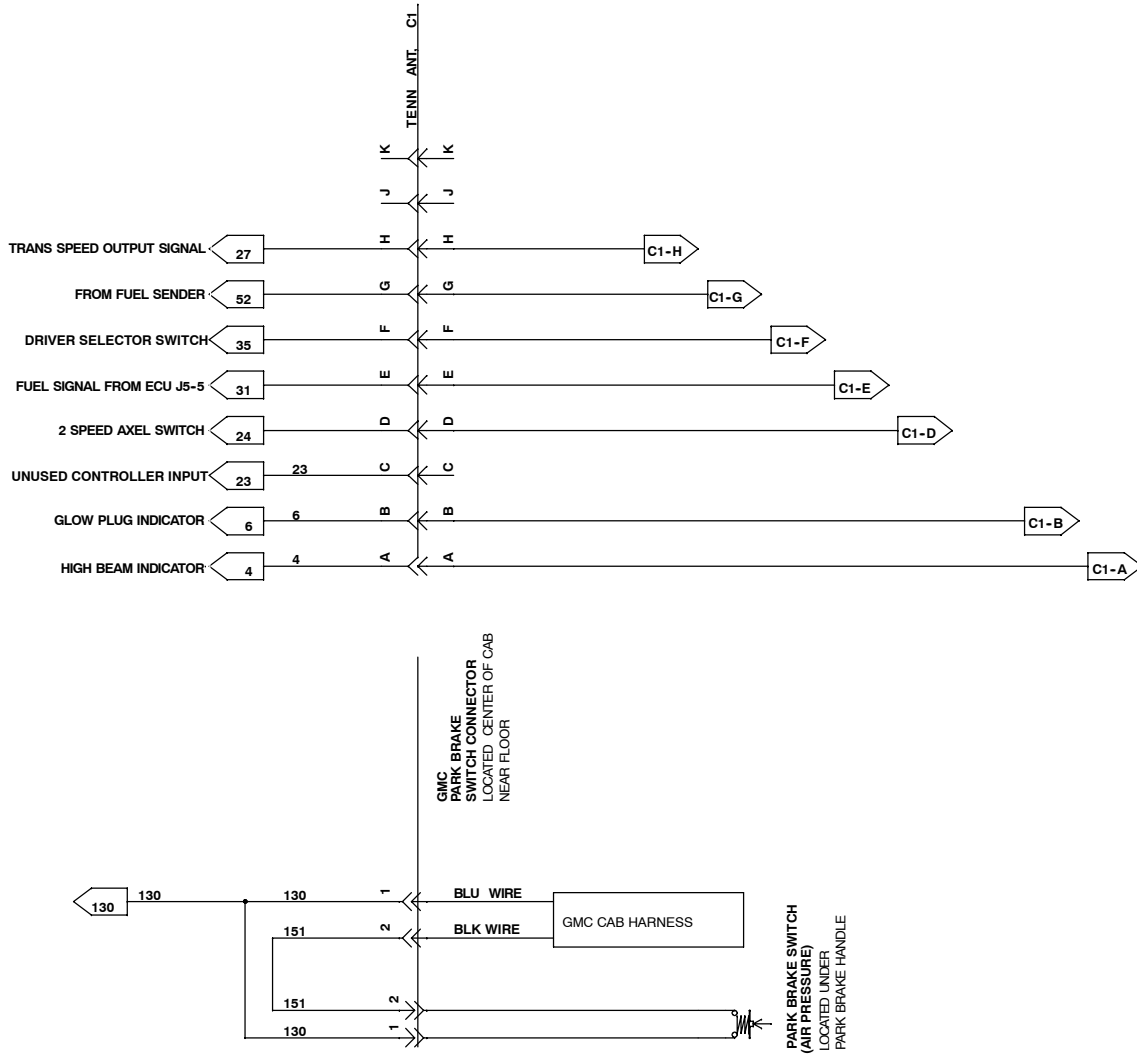


Fig. 54 - Electrical Schematic (002001-002499)

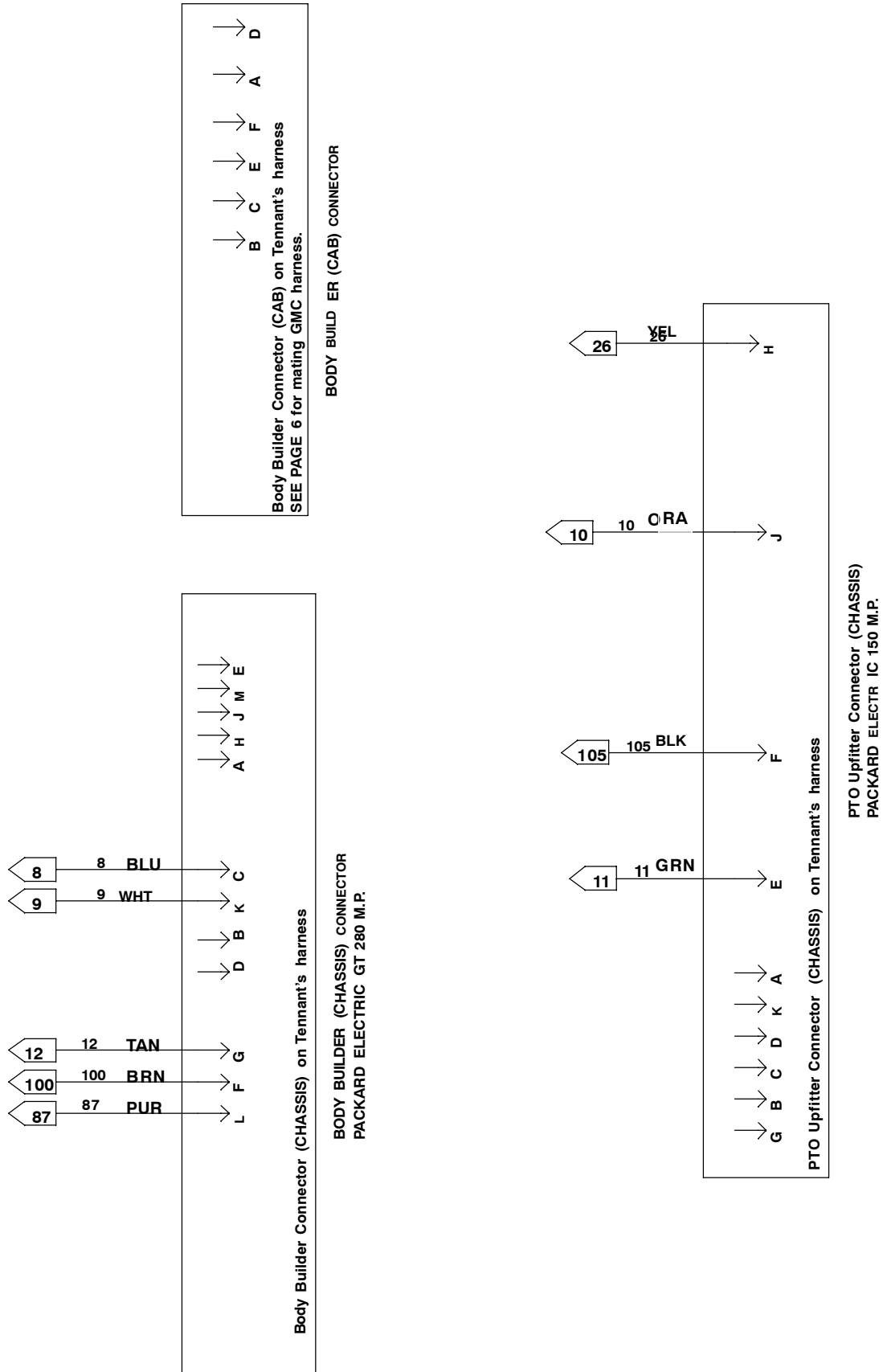


Fig. 54 - Electrical Schematic (002001-002499)

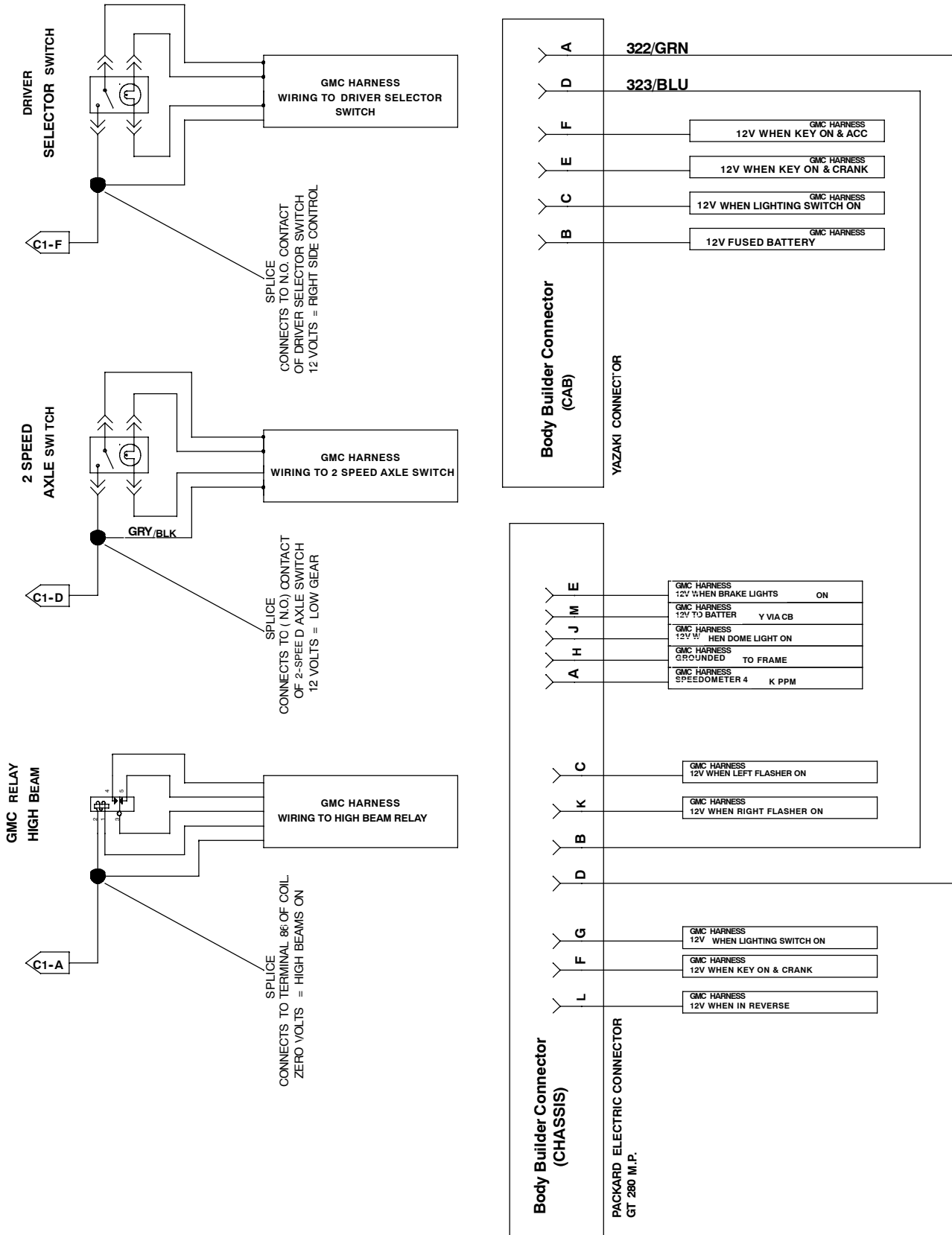




Fig. 54 - Electrical Schematic (002001-002499)

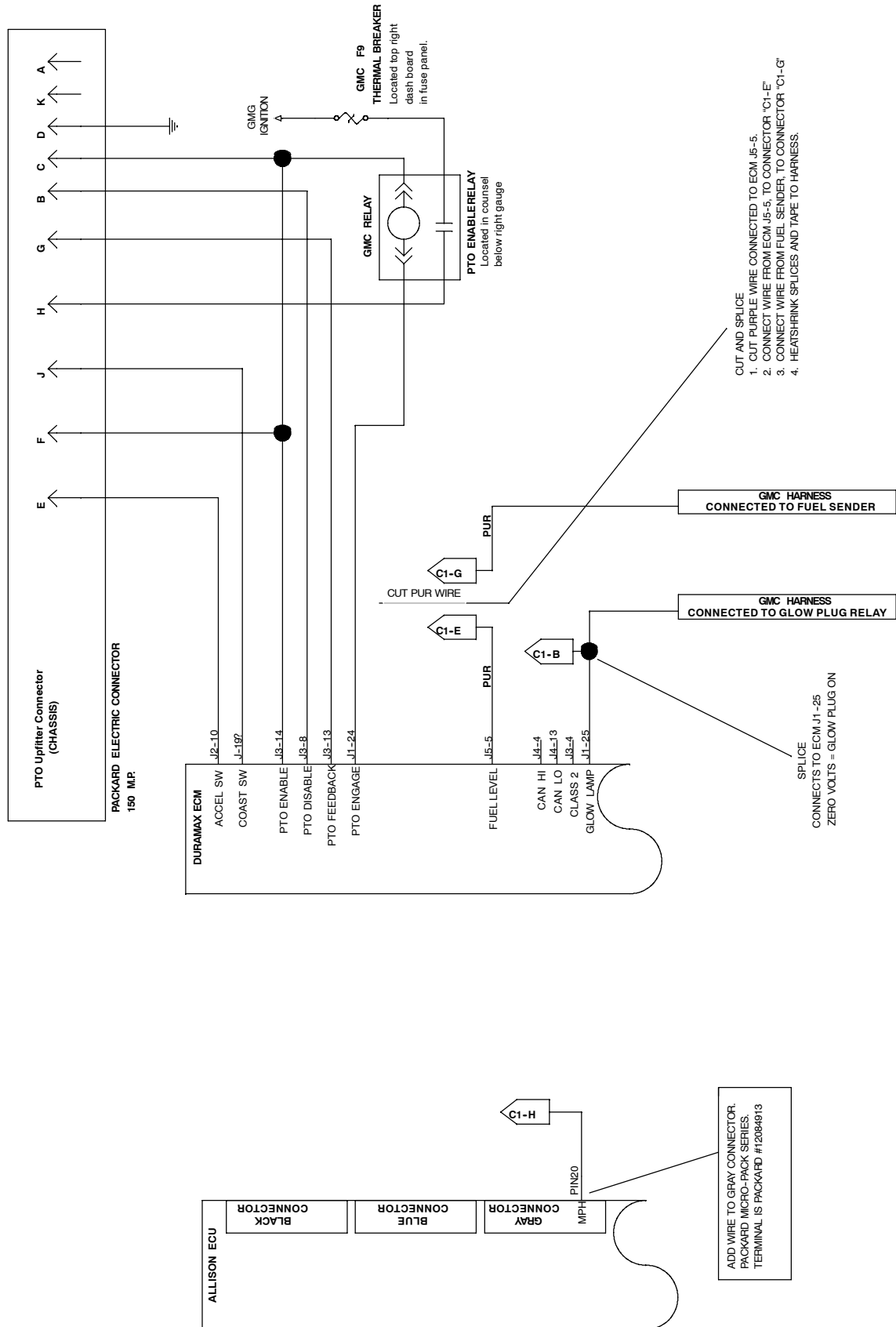


Fig. 55 - Electrical Schematic (002500- )

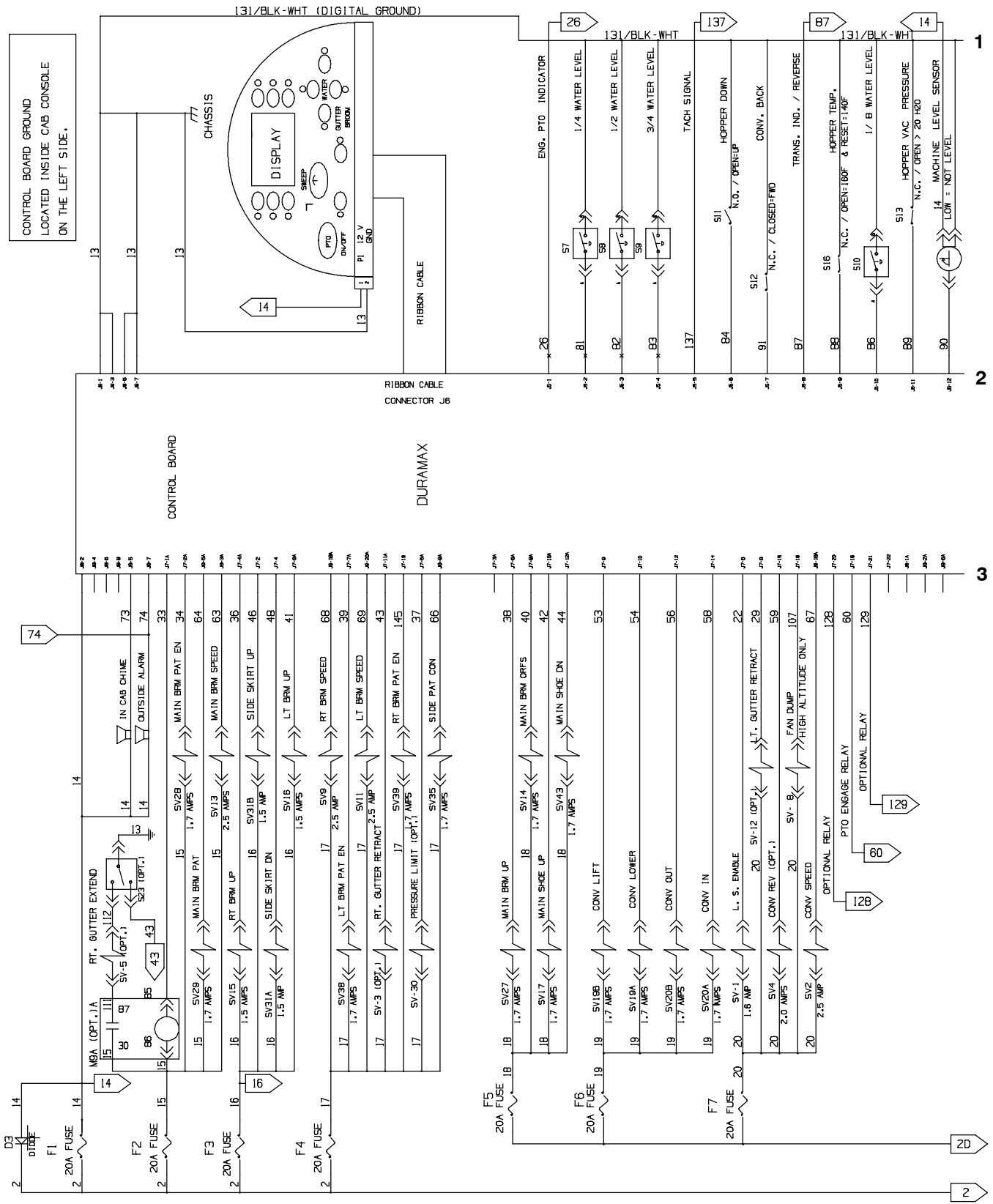


Fig. 55 - Electrical Schematic (002500- )

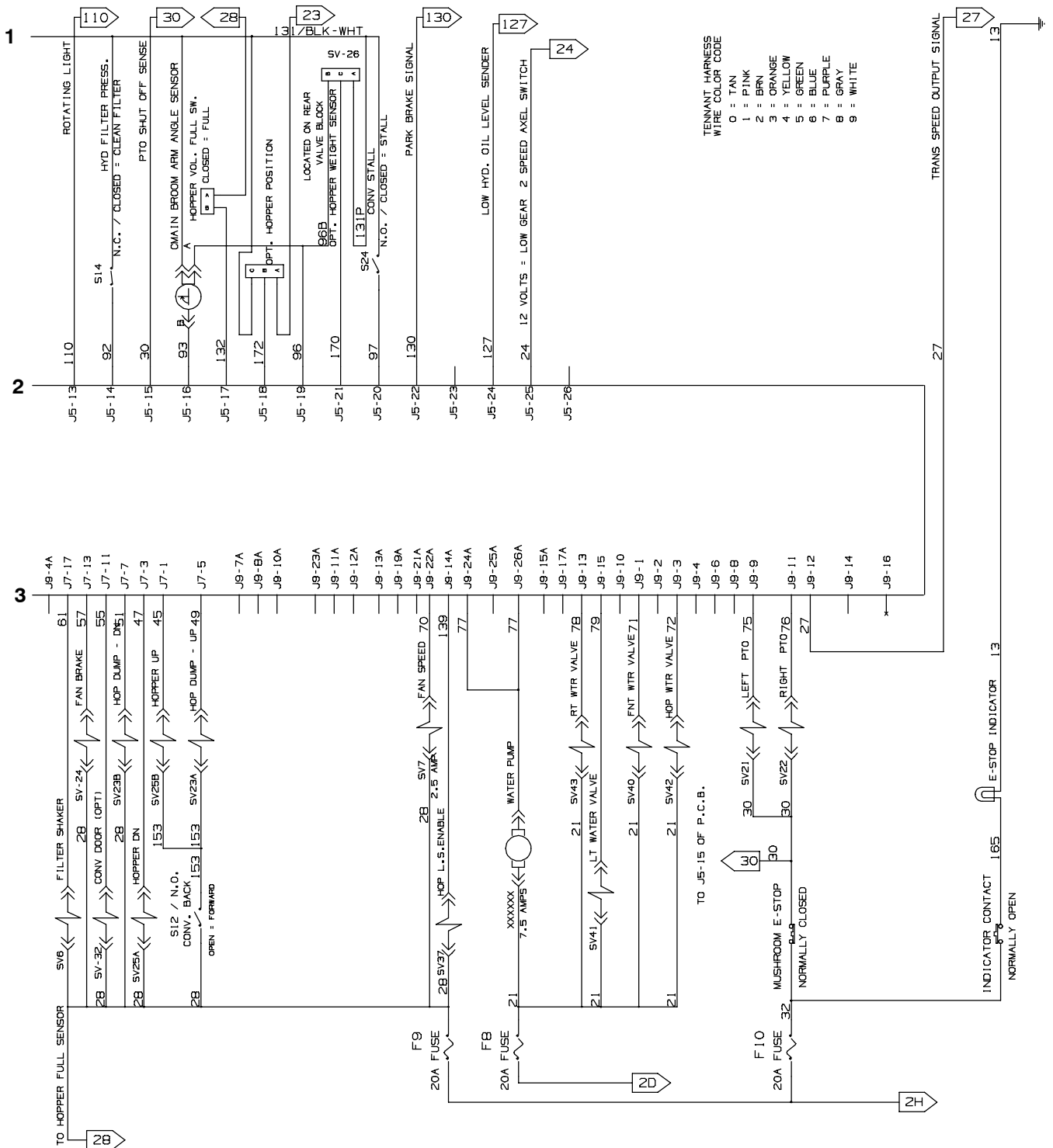




Fig. 55 - Electrical Schematic (002500- )

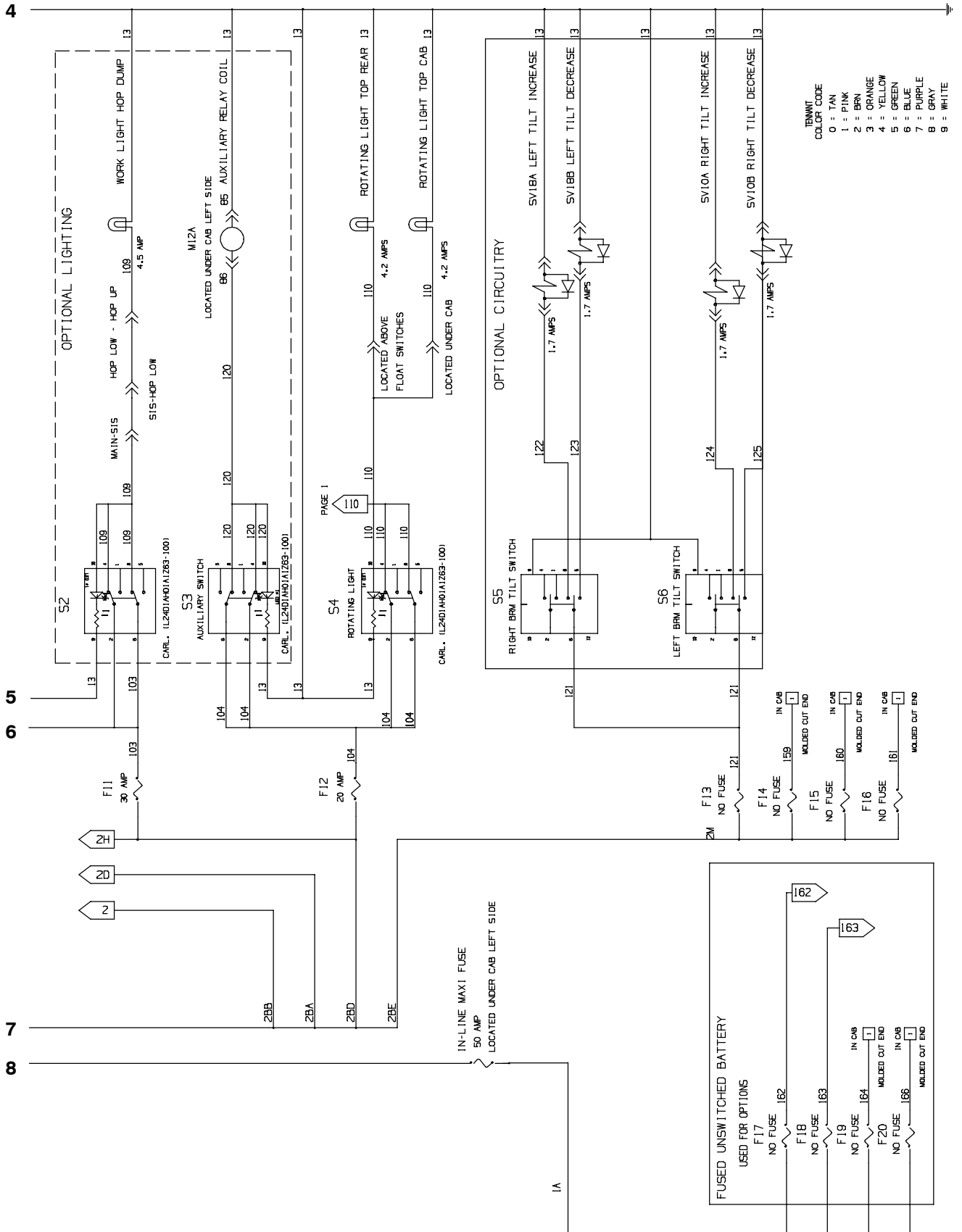
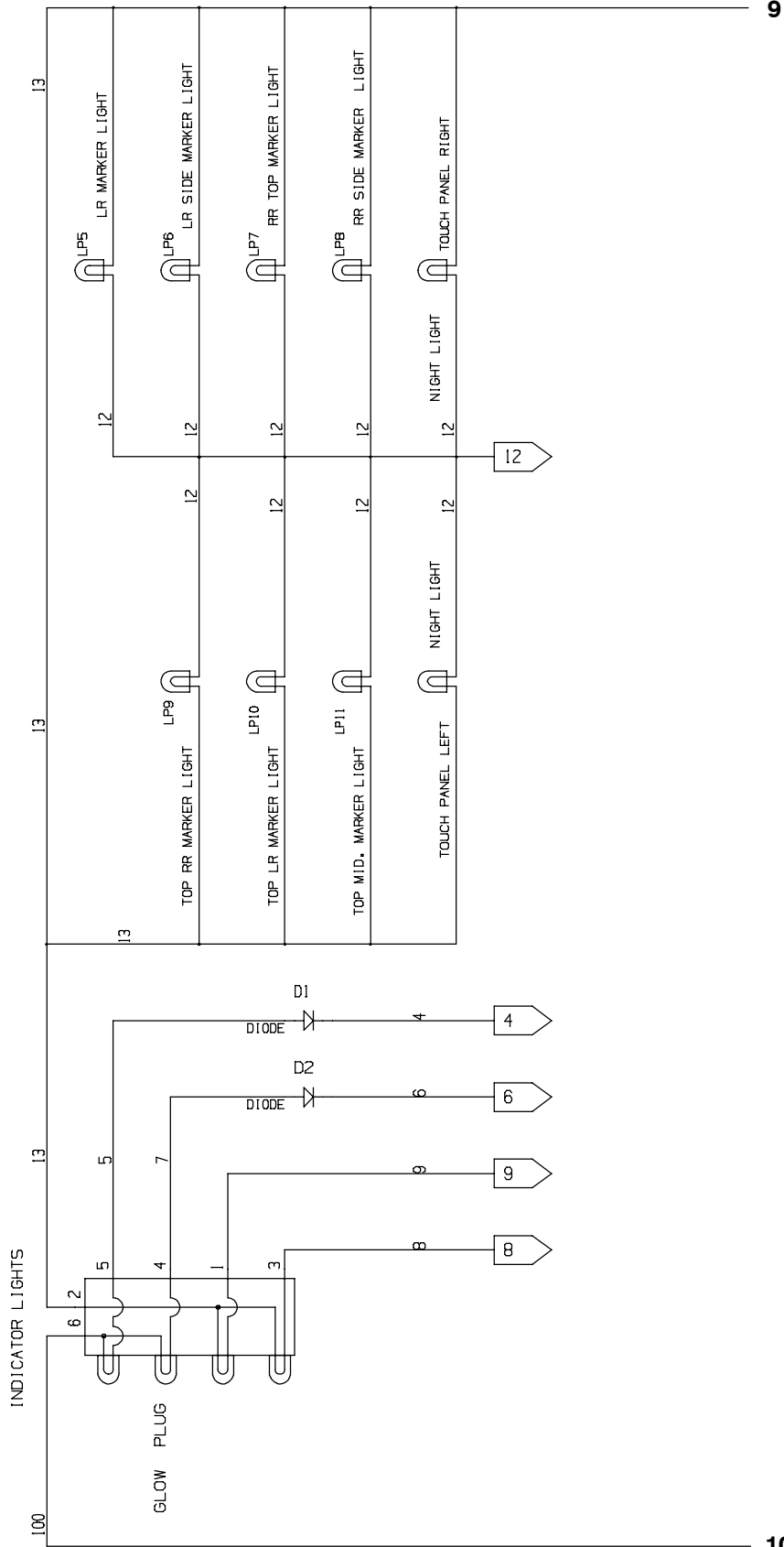


Fig. 55 - Electrical Schematic (002500- )



9

10

Fig. 55 - Electrical Schematic (002500- )

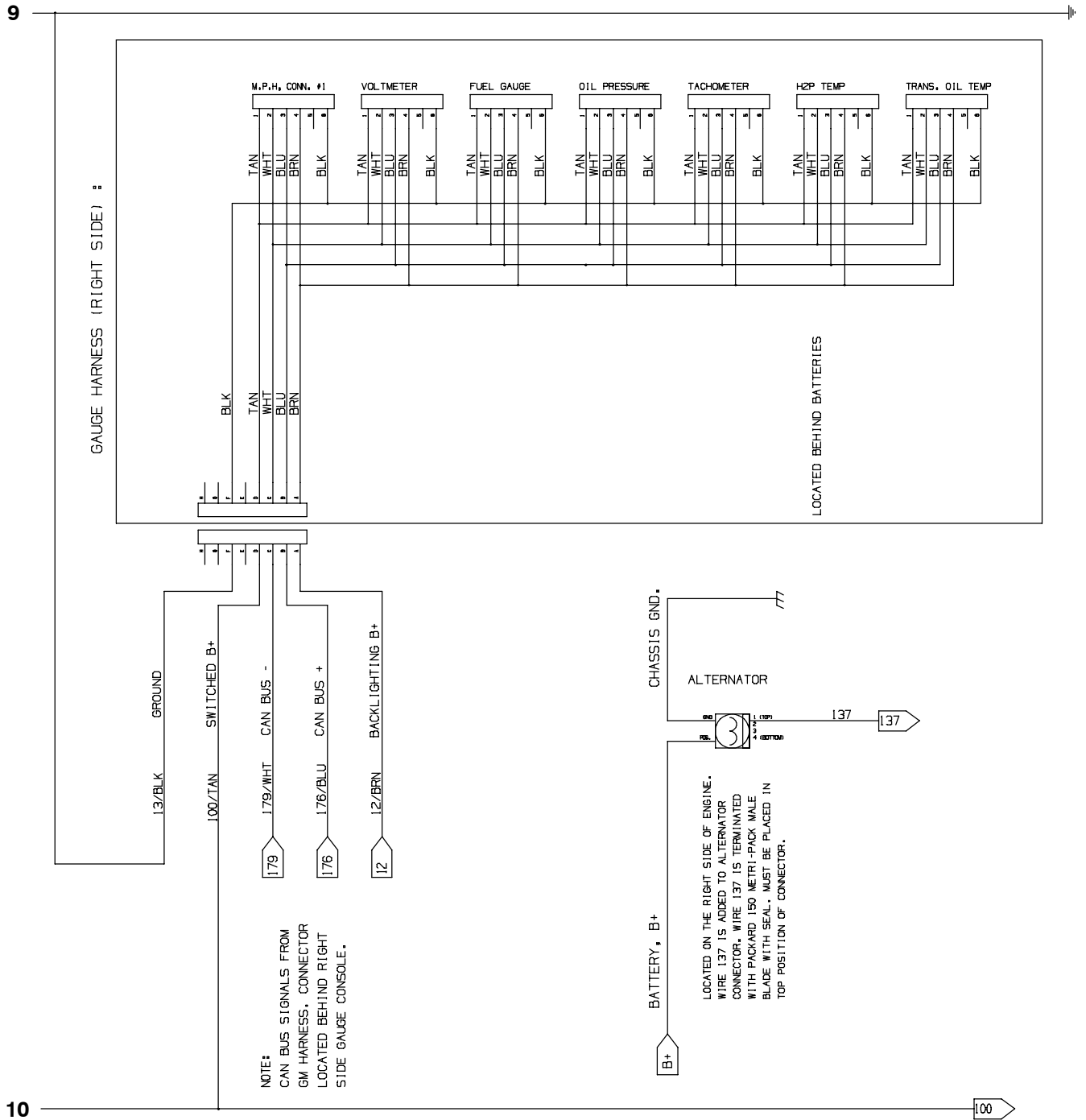


Fig. 55 - Electrical Schematic (002500- )

REAR LIGHT HARNESS:

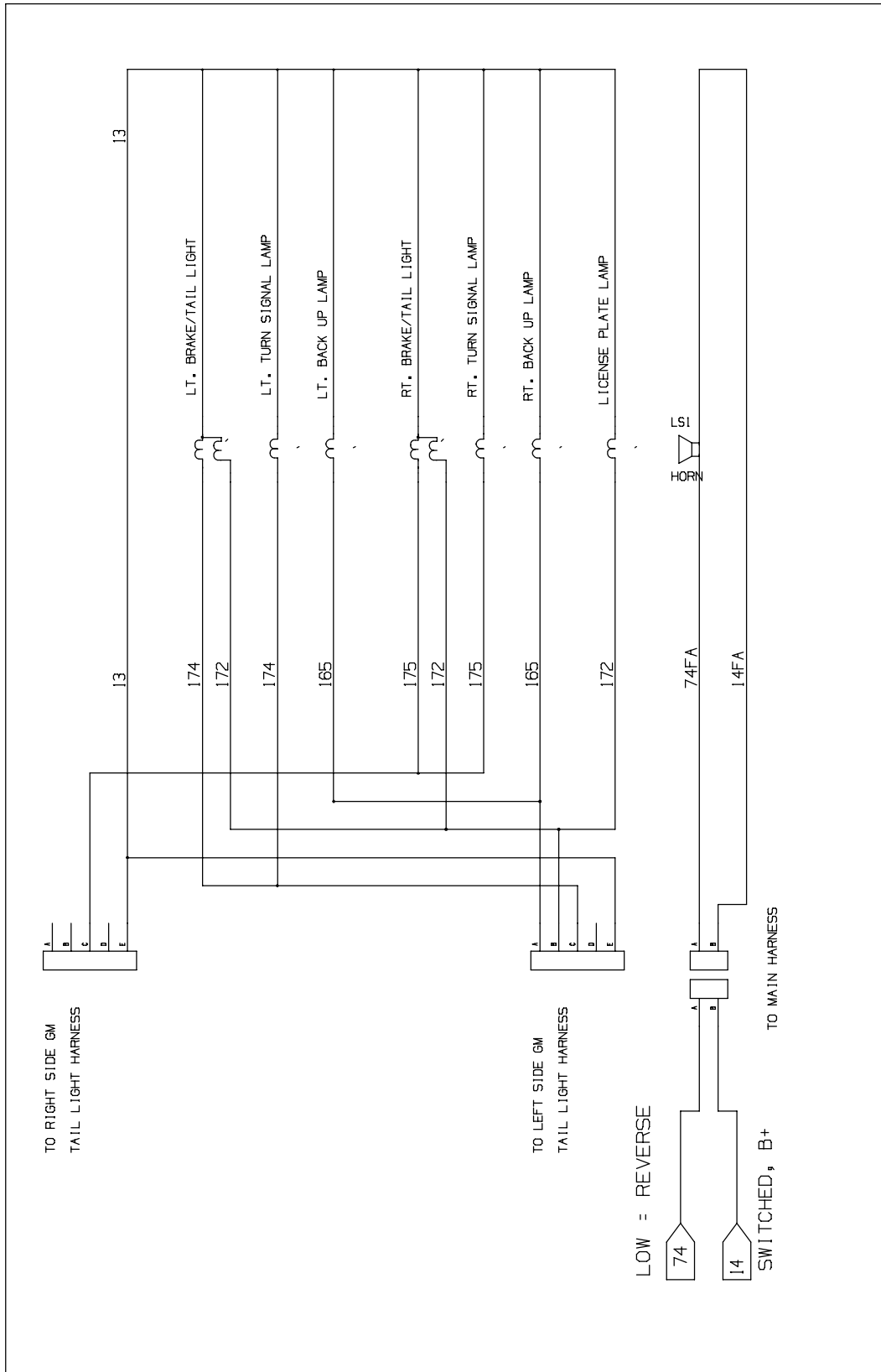




Fig. 55 - Electrical Schematic (002500- )

TENNANT HARNESS  
WIRE COLOR CODE

- 0 = TAN
- 1 = PINK
- 2 = BRN
- 3 = ORANGE
- 4 = YELLOW
- 5 = GREEN
- 6 = BLUE
- 7 = PURPLE
- 8 = GRAY
- 9 = WHITE

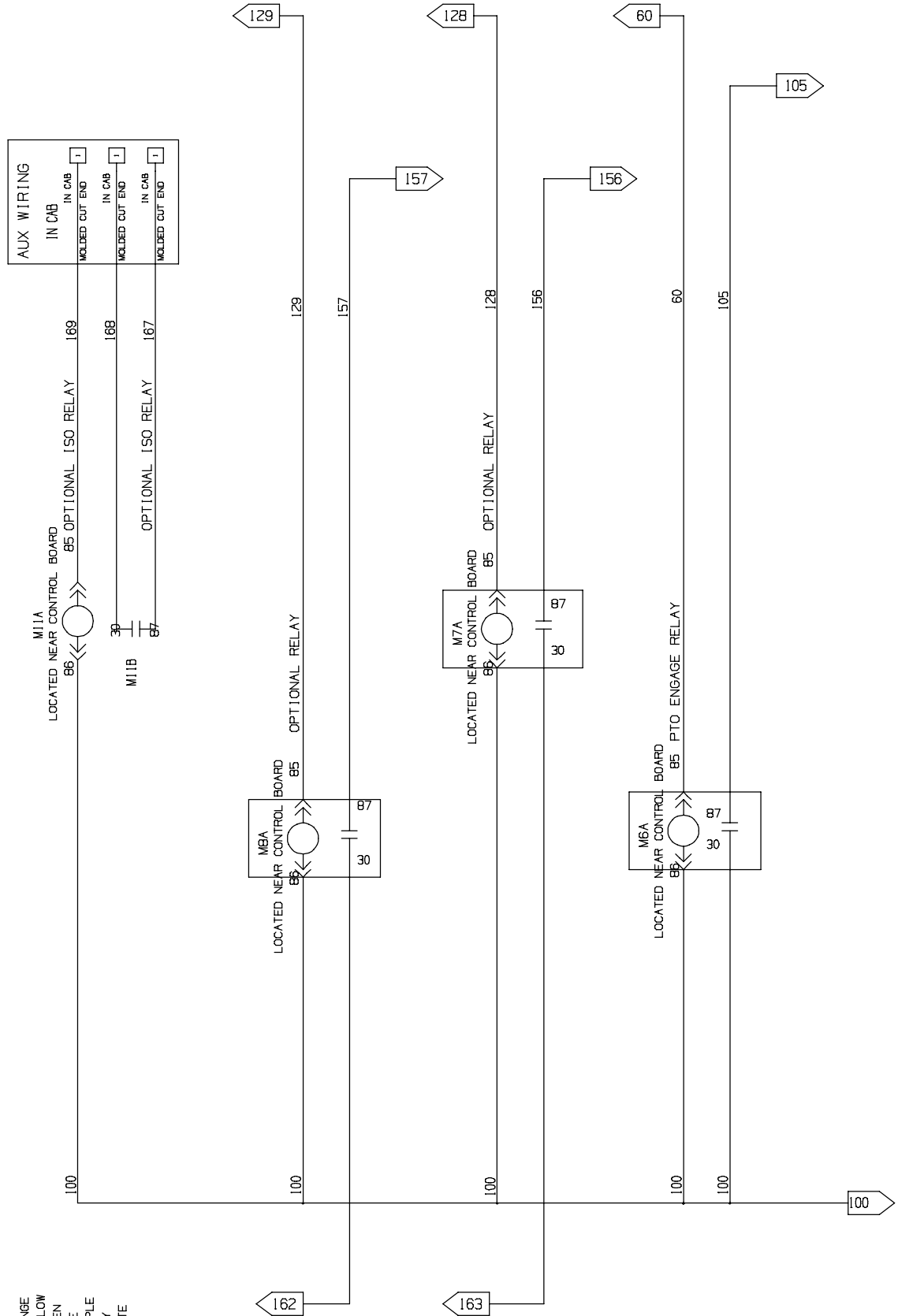


Fig. 55 - Electrical Schematic (002500- )

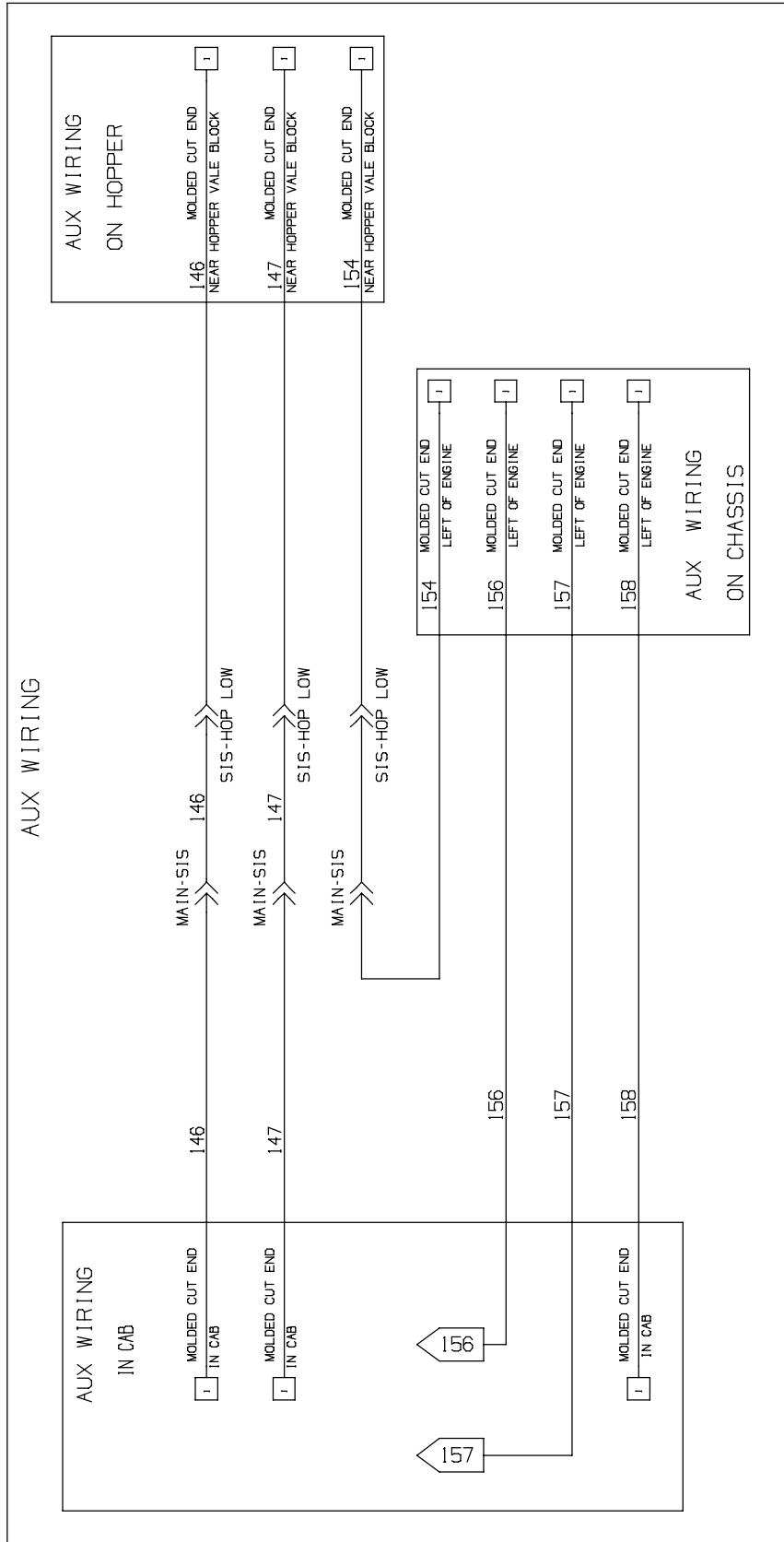
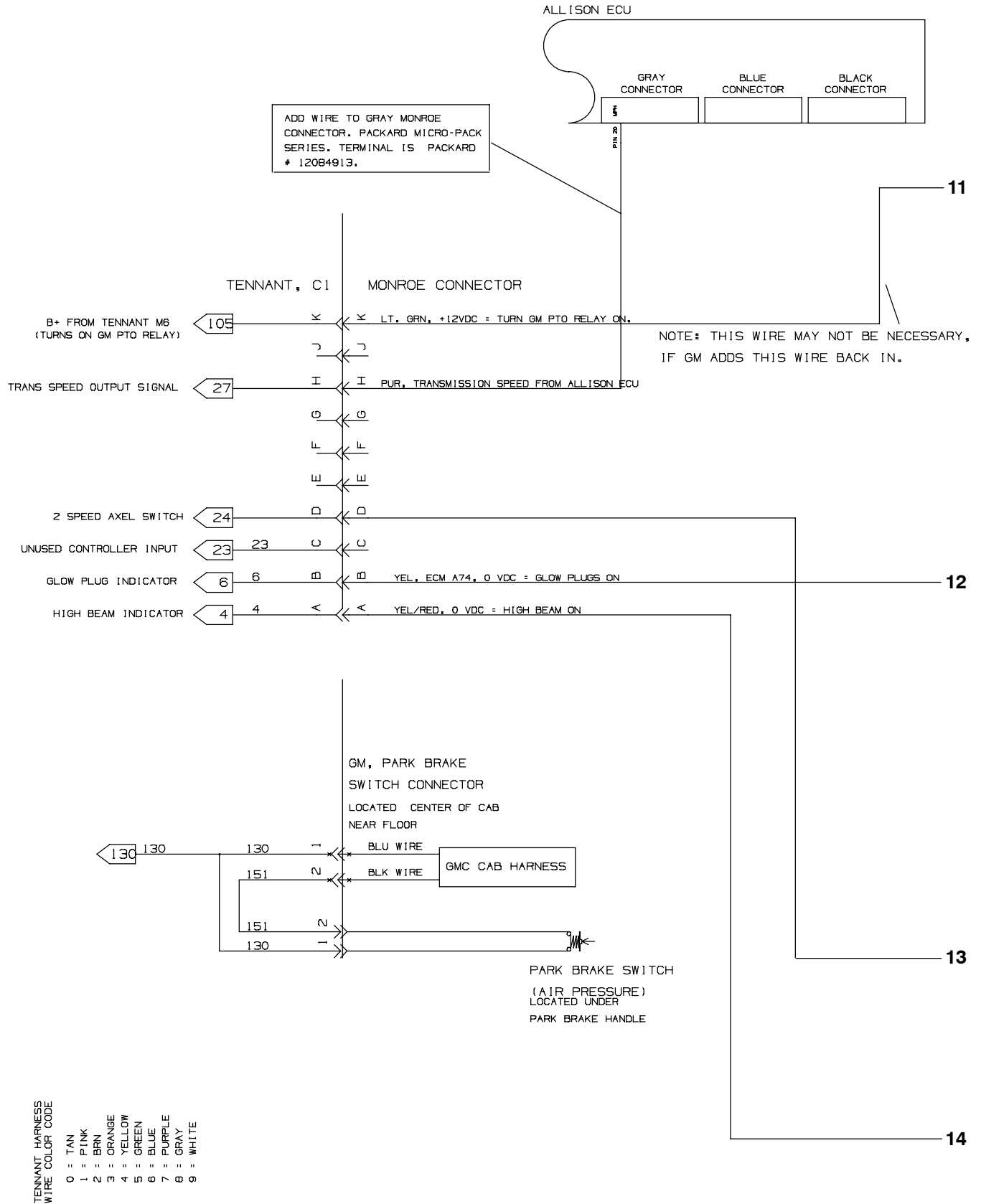


Fig. 55 - Electrical Schematic (002500- )



**Fig. 55 - Electrical Schematic (002500- )**

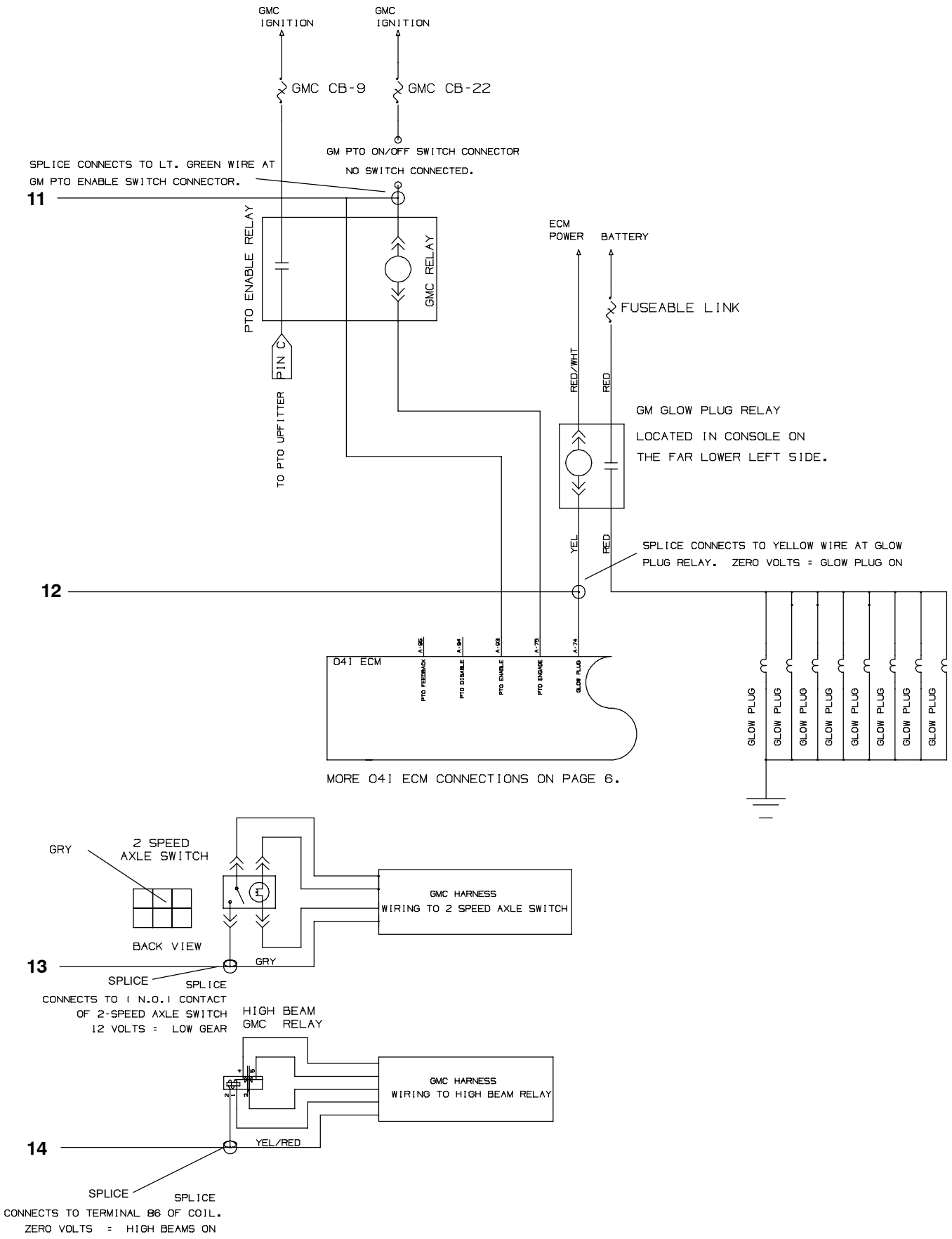
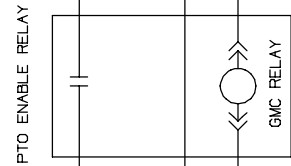
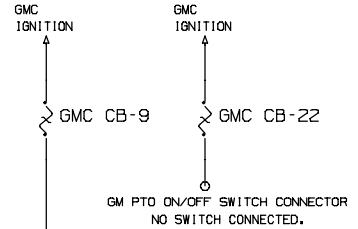
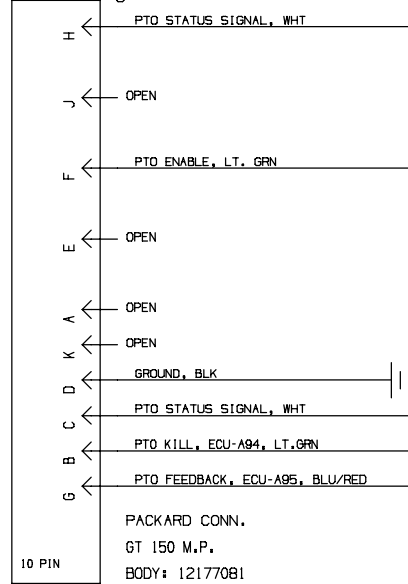
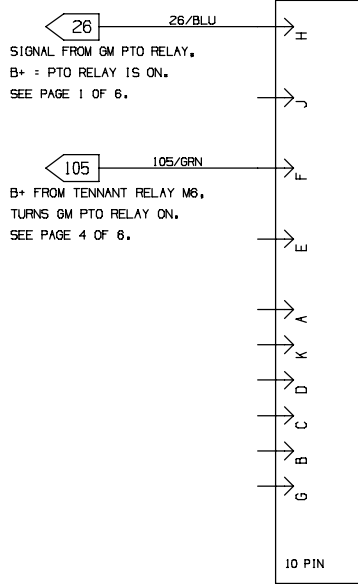


Fig. 55 - Electrical Schematic (002500- )

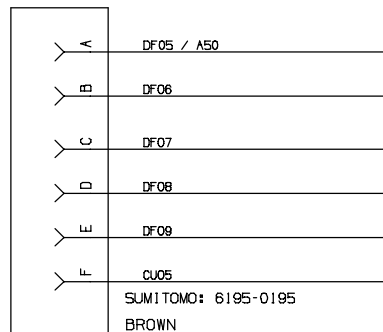
PTO UPFITTER (CHASSIS):  
 Tennant, left of engine.  
 PACKARD ELECTRIC 150 M.P.  
 BODY: 12045808  
 BLADE: 12160914  
 SEAL: 12089678  
 CPA: 12020833  
 TPA: 12177082

NOTE: THE PTO ENABLE NET IS MISSING FROM THE GM UPFITTER CONNECTOR. I'VE REQUESTED GM PUT IT BACK IN. A REDUNDANT 105/GRN WIRE IS AVAILABLE ON THE MONROE CONNECTOR AT PIN K. MONROE WILL HAVE TO SPLICE A WIRE FROM PIN K TO ONE OF THE LIGHT GREEN WIRES AT THE GM PTO SWITCH CONNECTOR.

PTO Upfitter Connector (CHASSIS) Tennant harness  
 PTO Upfitter Connector (CHASSIS) left of engine.

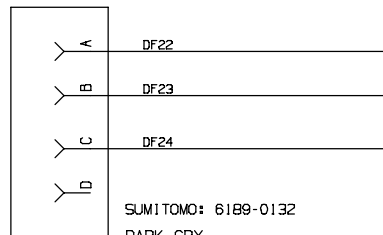


PTO UPLIFT, REMOTE (CHASSIS)

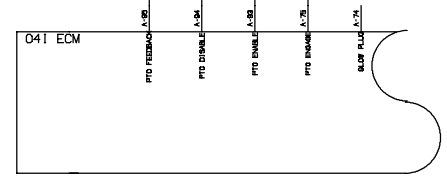


Located under fuel tank.

PTO UPLIFT, ACCEL SENSE (CHASSIS)



Located under fuel tank.



MORE 041 ECM CONNECTIONS

SHOWN ON PAGE 5.

# STANDARD PARTS

Fig. 55 - Electrical Schematic (002500- )

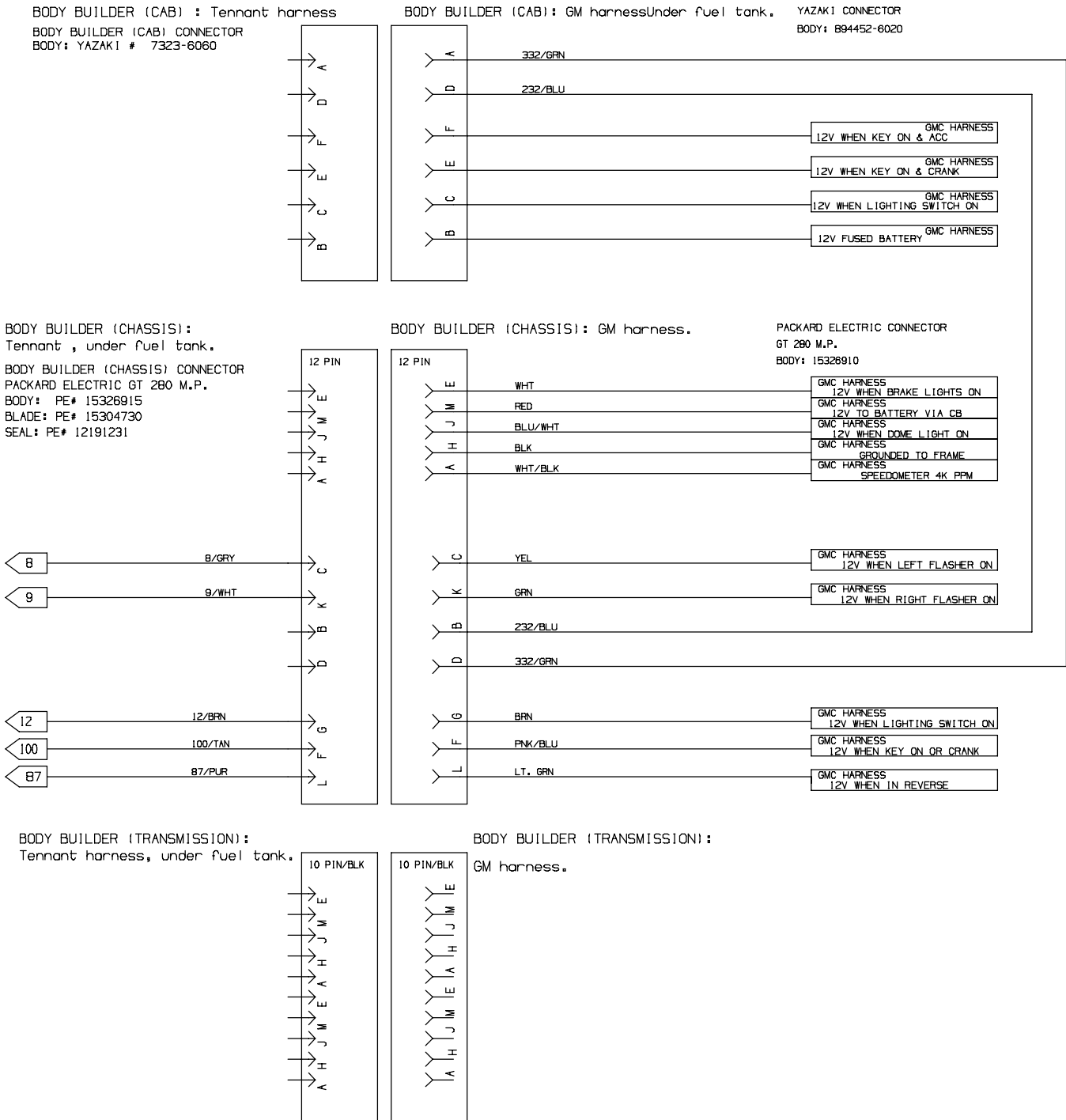




Fig. 56 - Wire Harnesses Group (002001-002499)

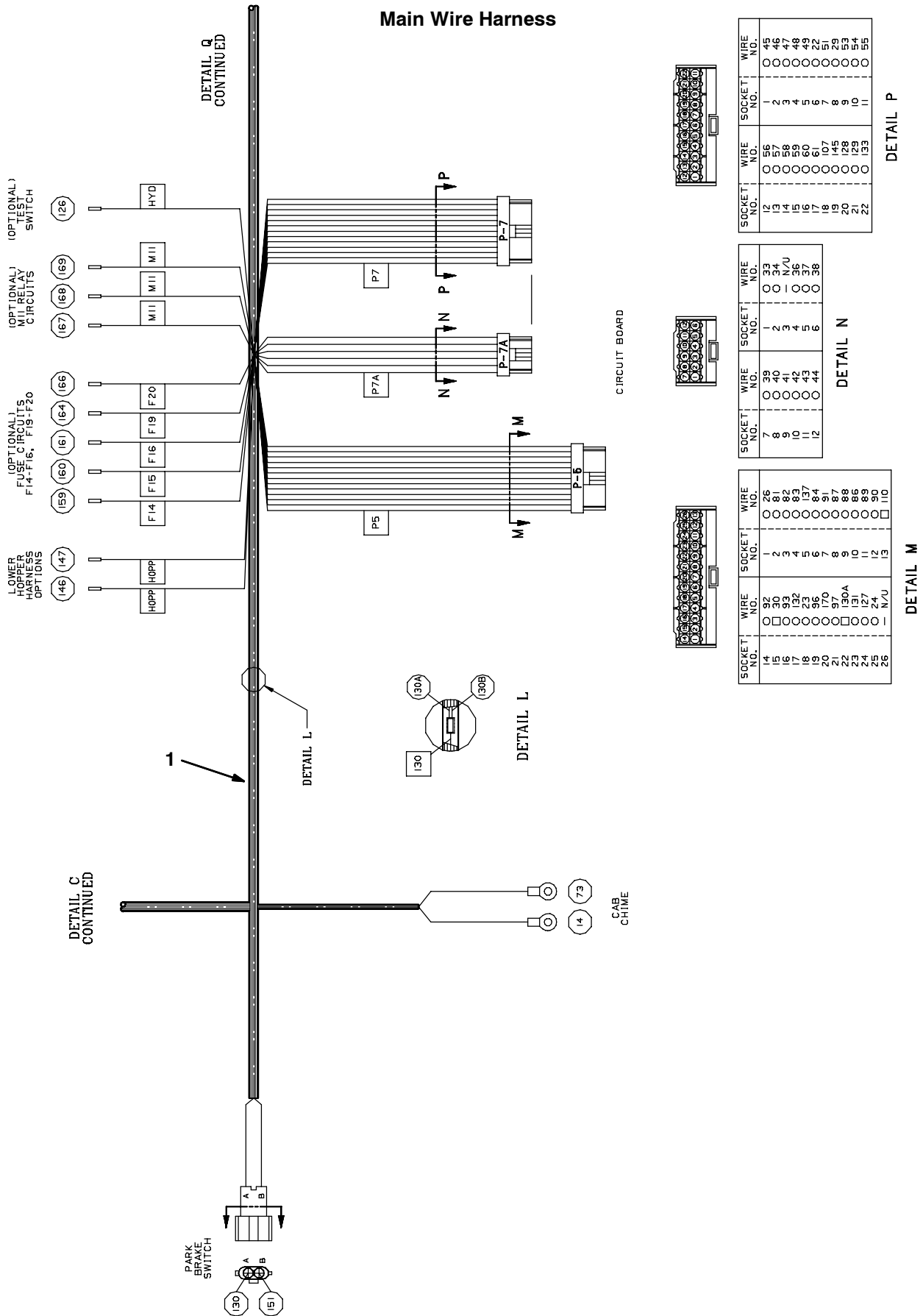
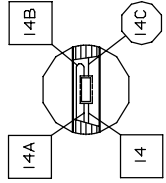
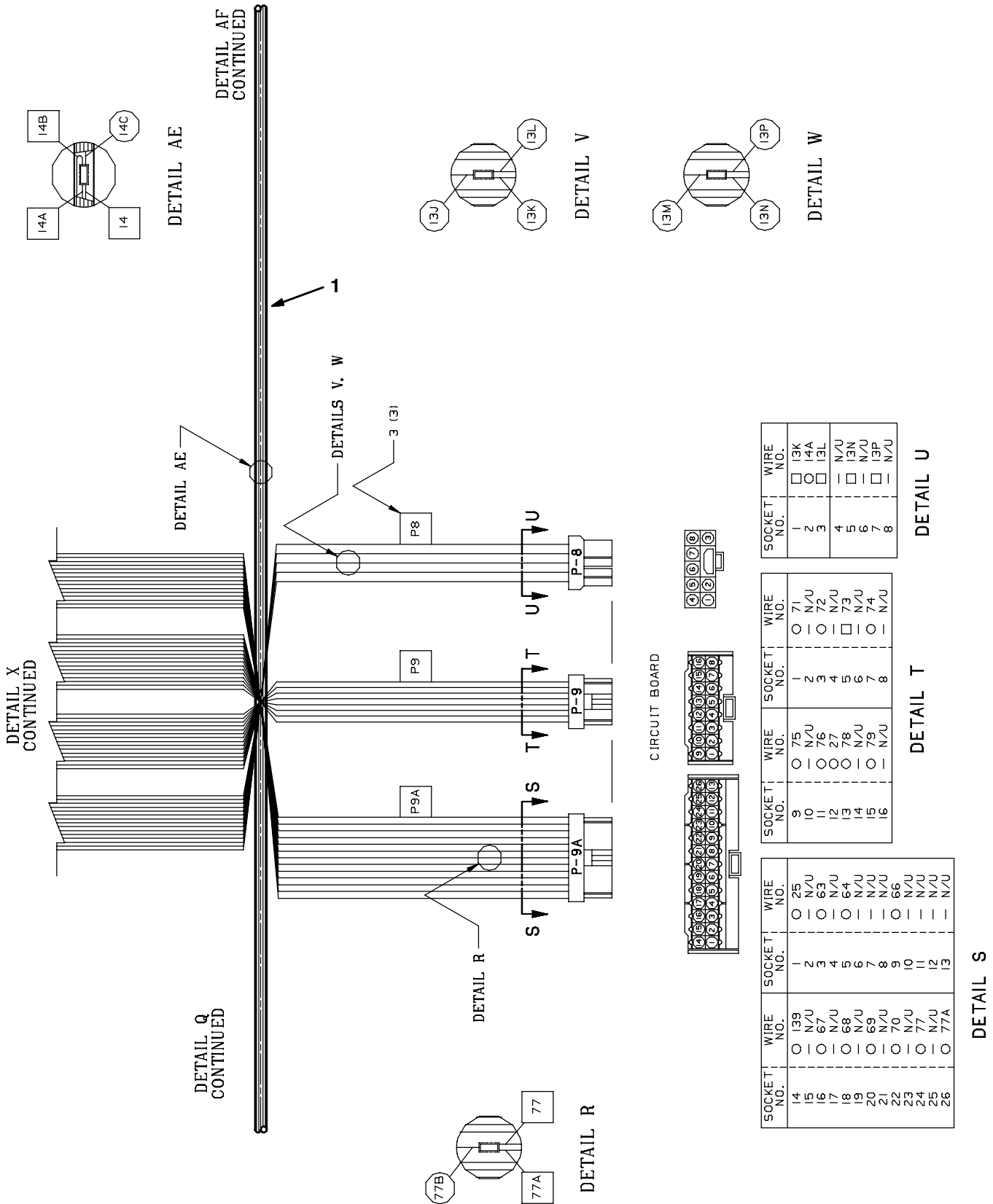




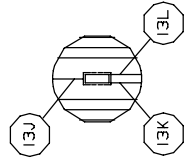


Fig. 56 - Wire Harness Group (002001-002499)

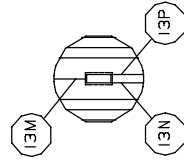
Main Wire Harness



DETAIL AE



DETAIL V



DETAIL W

DETAIL X CONTINUED

DETAIL AE

DETAILS V. W

3 (31)

DETAIL Q CONTINUED

DETAIL R

DETAIL R

CIRCUIT BOARD

SOCKET NO.	WIRE NO.	SOCKET NO.	WIRE NO.
1	13K	1	71
2	14A	2	N/U
3	13L	3	72
4	-	4	N/U
5	N/U	5	73
6	13N	6	N/U
7	13P	7	74
8	N/U	8	N/U

DETAIL U

SOCKET NO.	WIRE NO.	SOCKET NO.	WIRE NO.
9	75	1	75
10	N/U	2	N/U
11	76	3	76
12	77	4	77
13	78	5	78
14	N/U	6	N/U
15	79	7	79
16	N/U	8	N/U

DETAIL T

SOCKET NO.	WIRE NO.	SOCKET NO.	WIRE NO.
14	139	1	25
15	N/U	2	N/U
16	67	3	63
17	N/U	4	N/U
18	68	5	64
19	N/U	6	N/U
20	69	7	N/U
21	N/U	8	N/U
22	70	9	66
23	N/U	10	N/U
24	77	11	N/U
25	N/U	12	N/U
26	77A	13	N/U

DETAIL S

Fig. 56 - Wire Harness Group (002001-002499)

Main Wire Harness

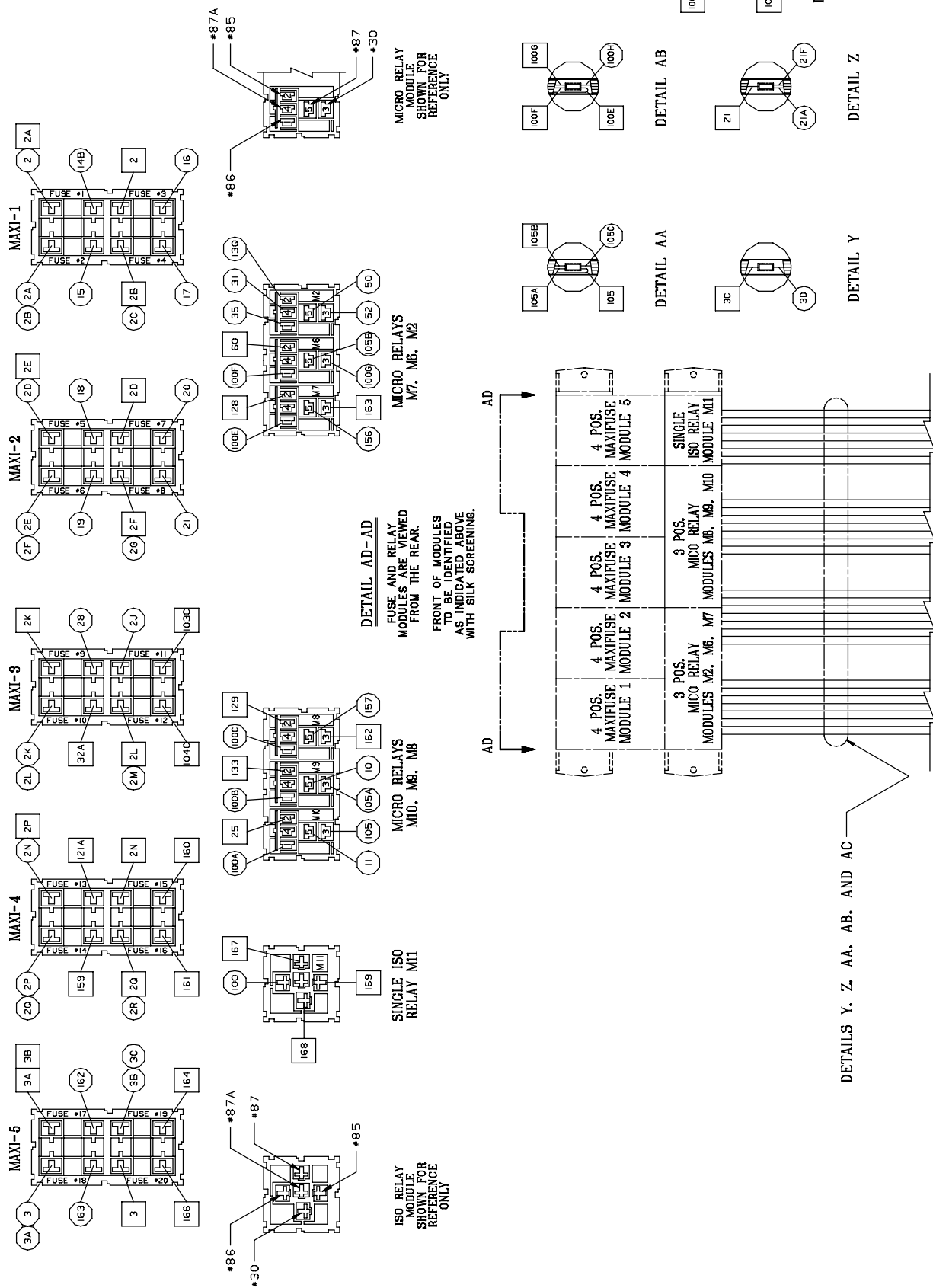
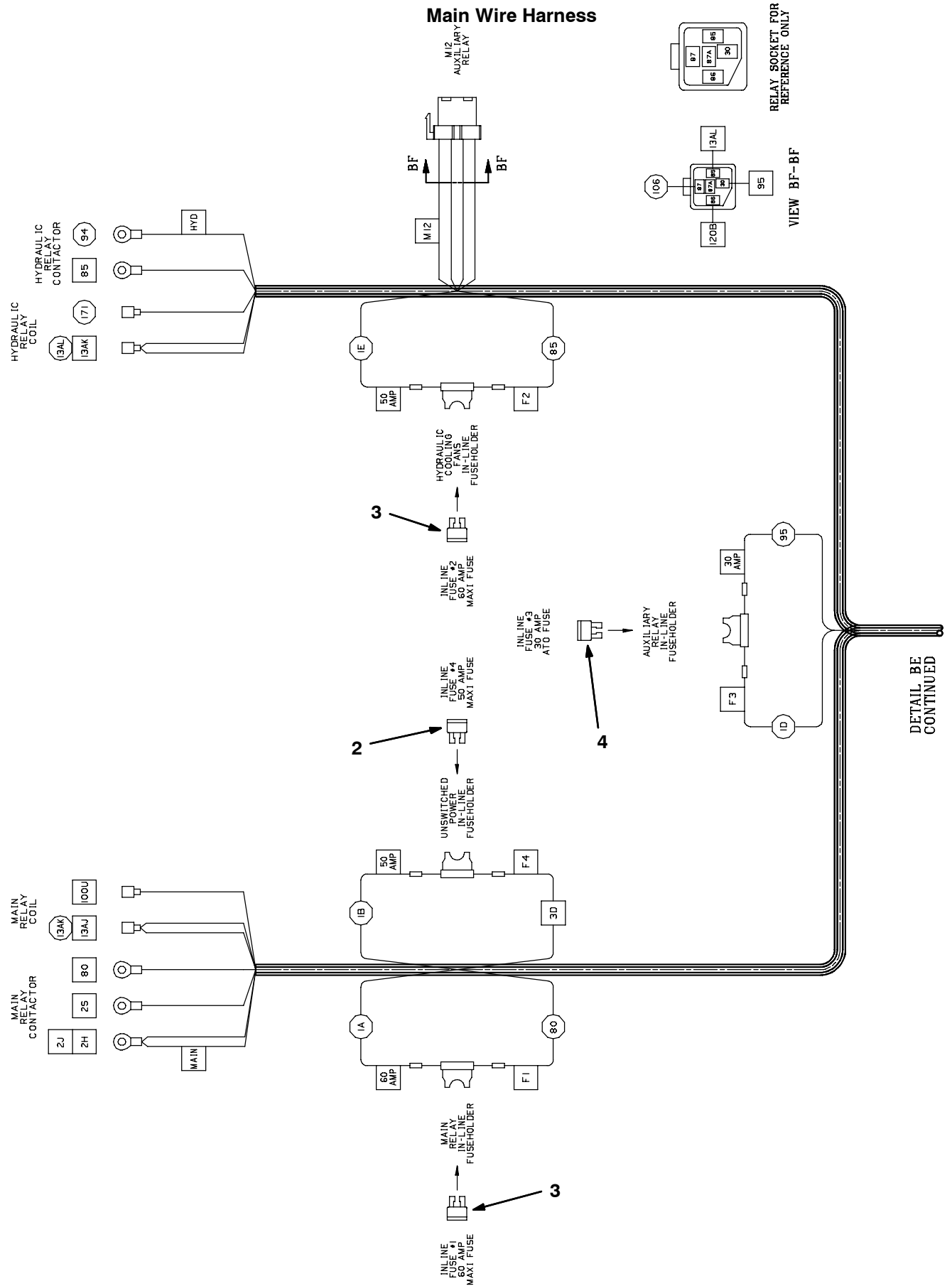








Fig. 56 - Wire Harness Group (002001-002499)



DETAIL BE CONTINUED

## Fig. 56 - Wire Harness Group (002001-002499)

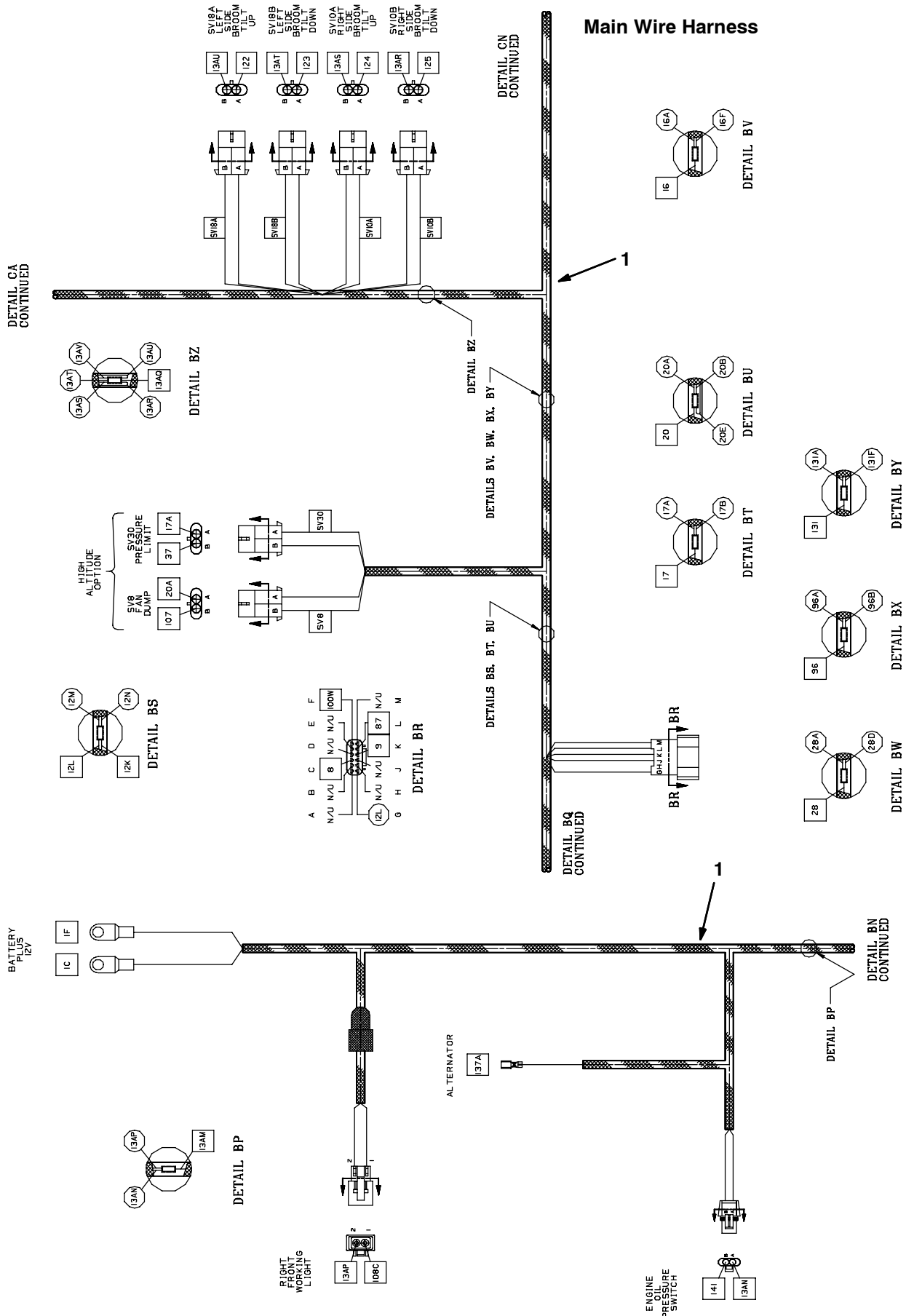




Fig. 56 - Wire Harnesses Group (002001-002499)

Main Wire Harness

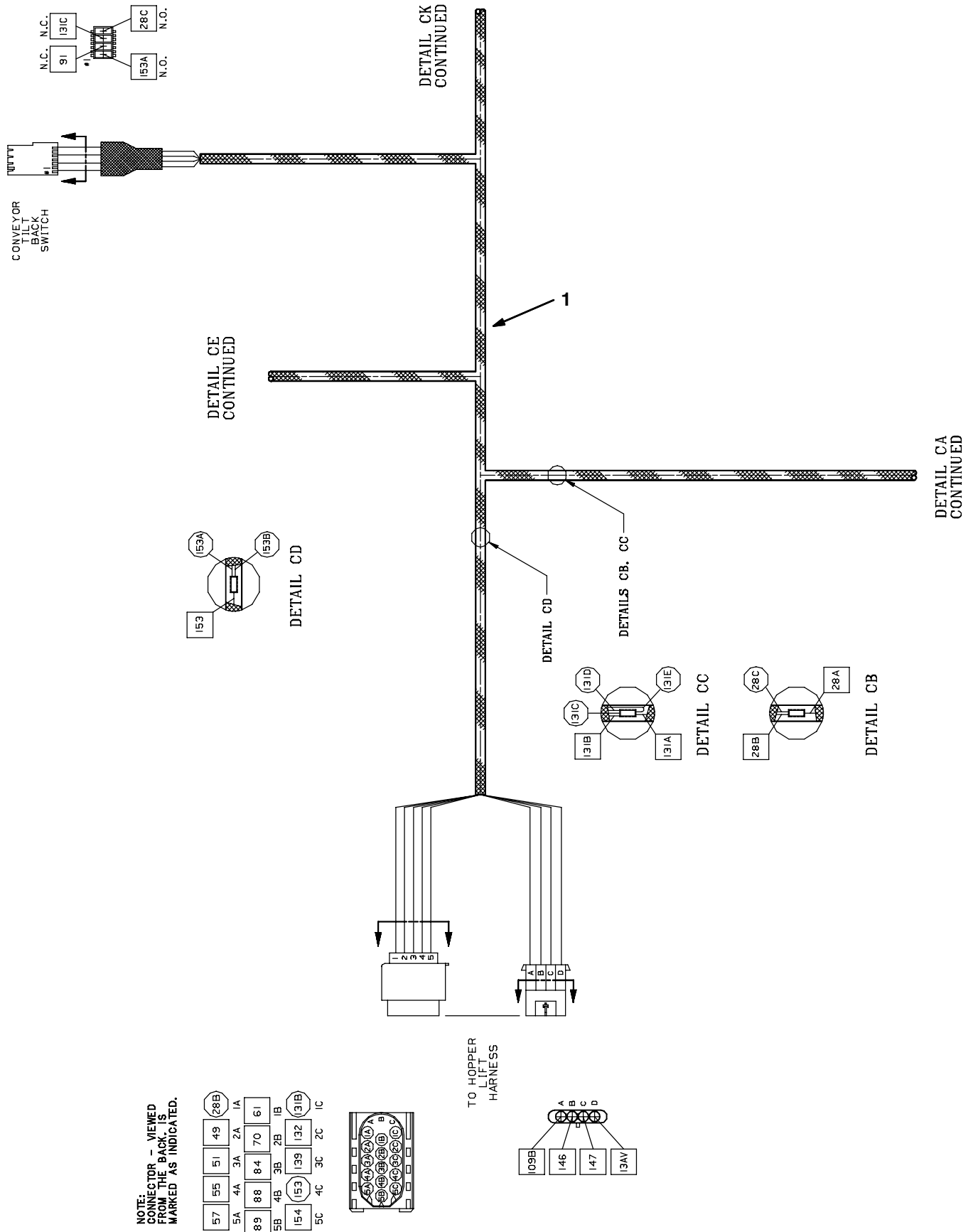


Fig. 56 - Wire Harnesses Group (002001-002499)

Main Wire Harness

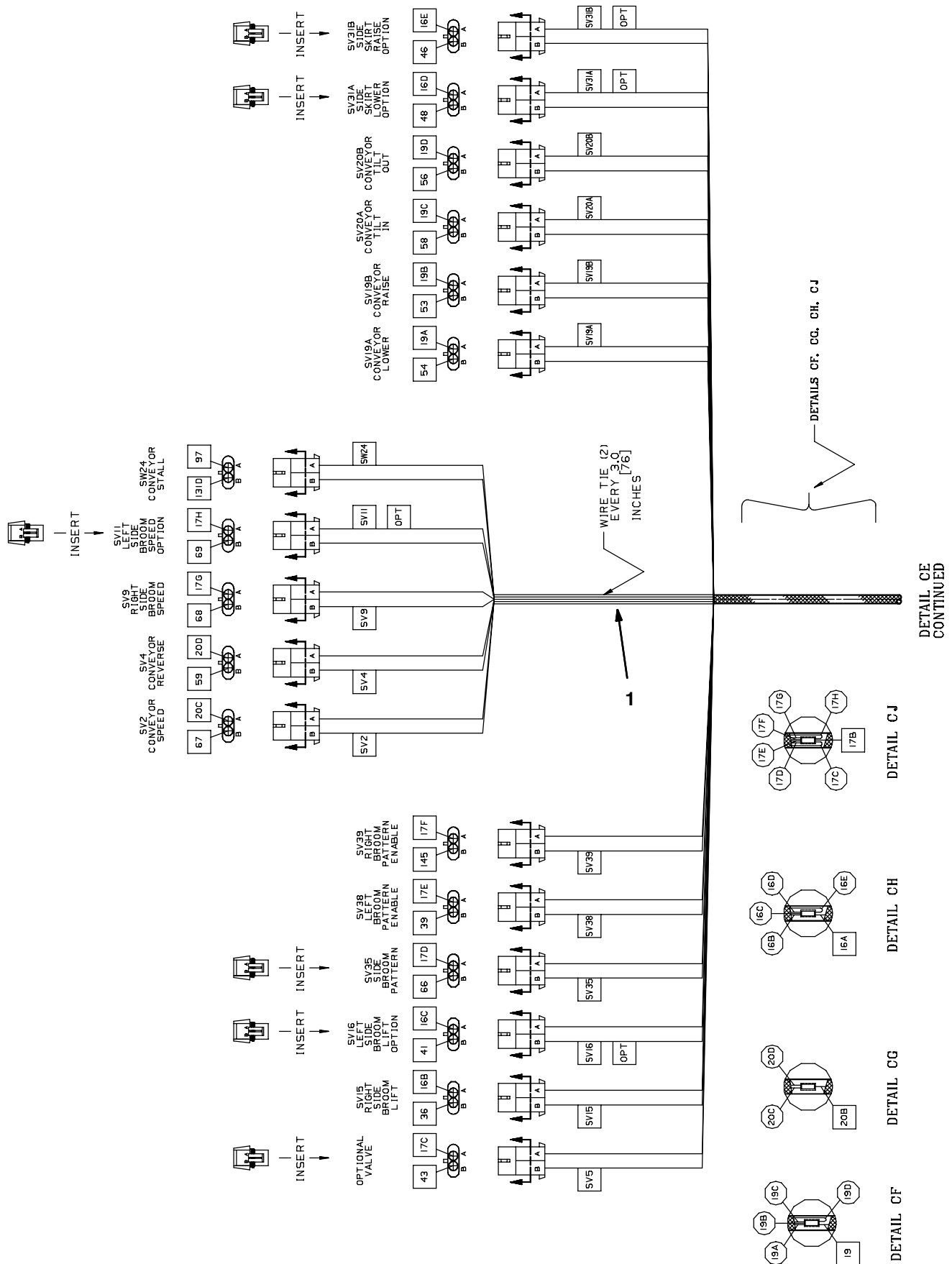


Fig. 56 - Wire Harness Group (002001-002499)

Main Wire Harness

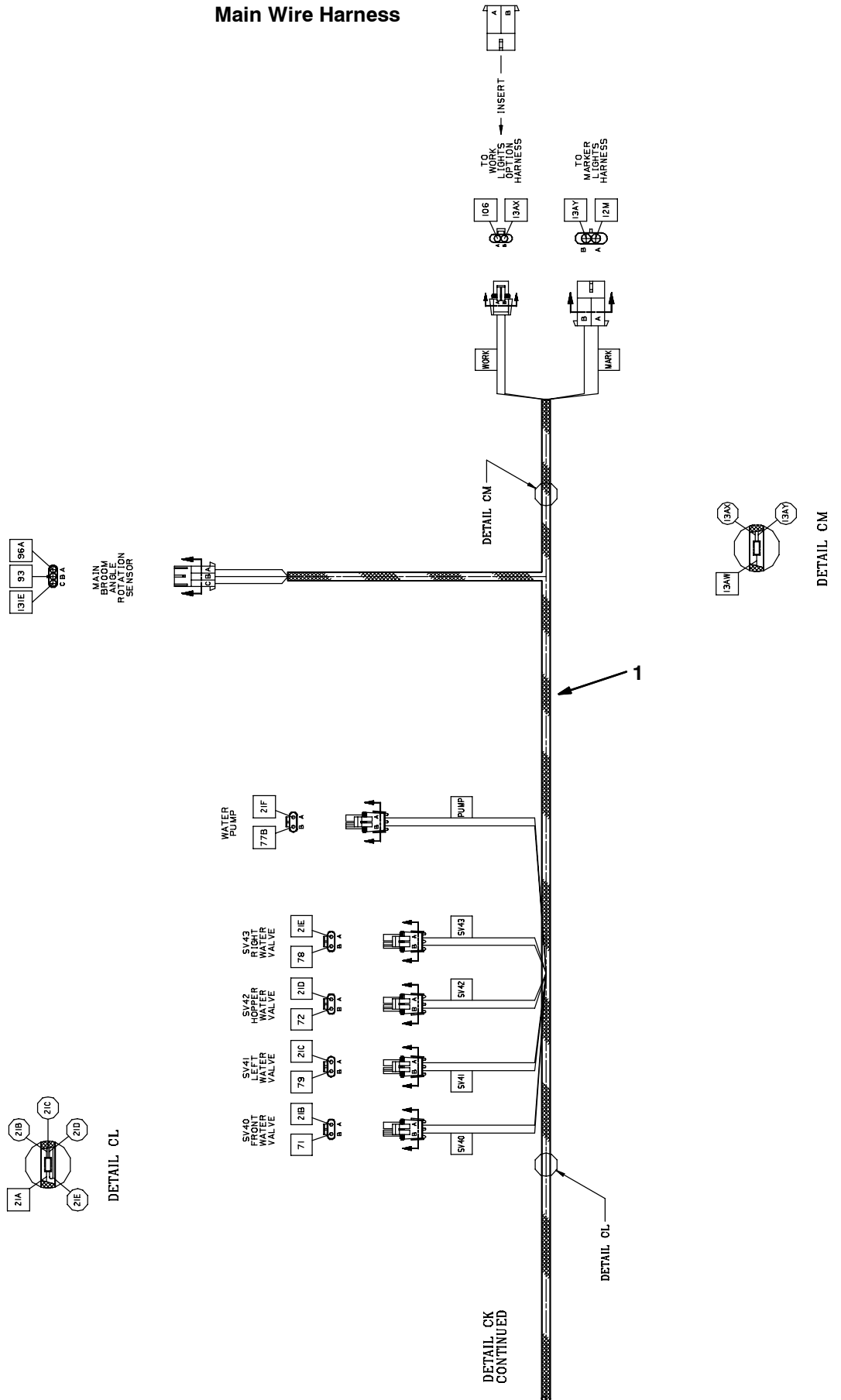


Fig. 56 - Wire Harness Group (002001-002499)

Main Wire Harness

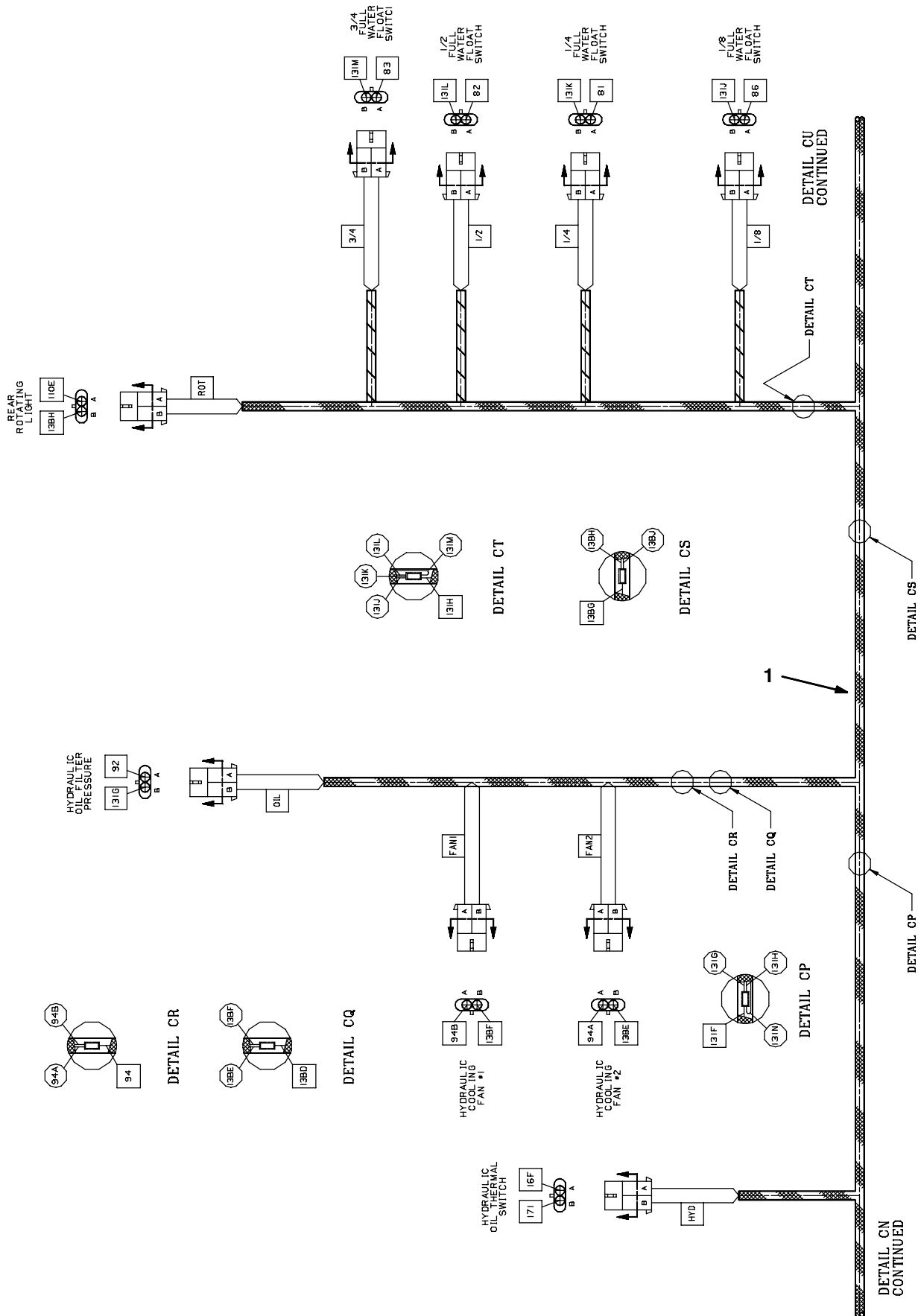




Fig. 56 - Wire Harness Group (002001-002499)

Hopper Lift Harness

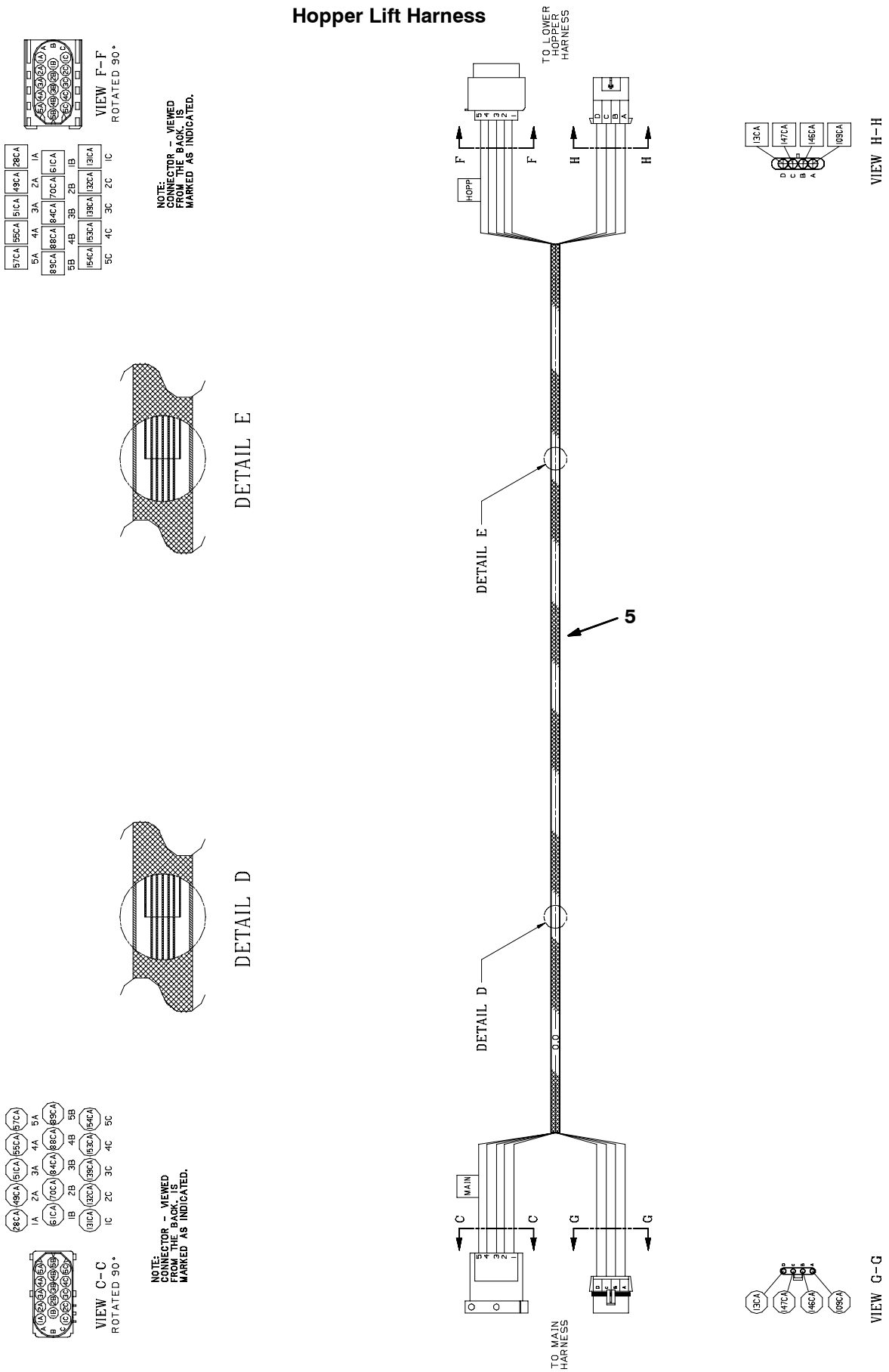


Fig. 56 - Wire Harness Group (002001-002499)

Lower Hopper Harness

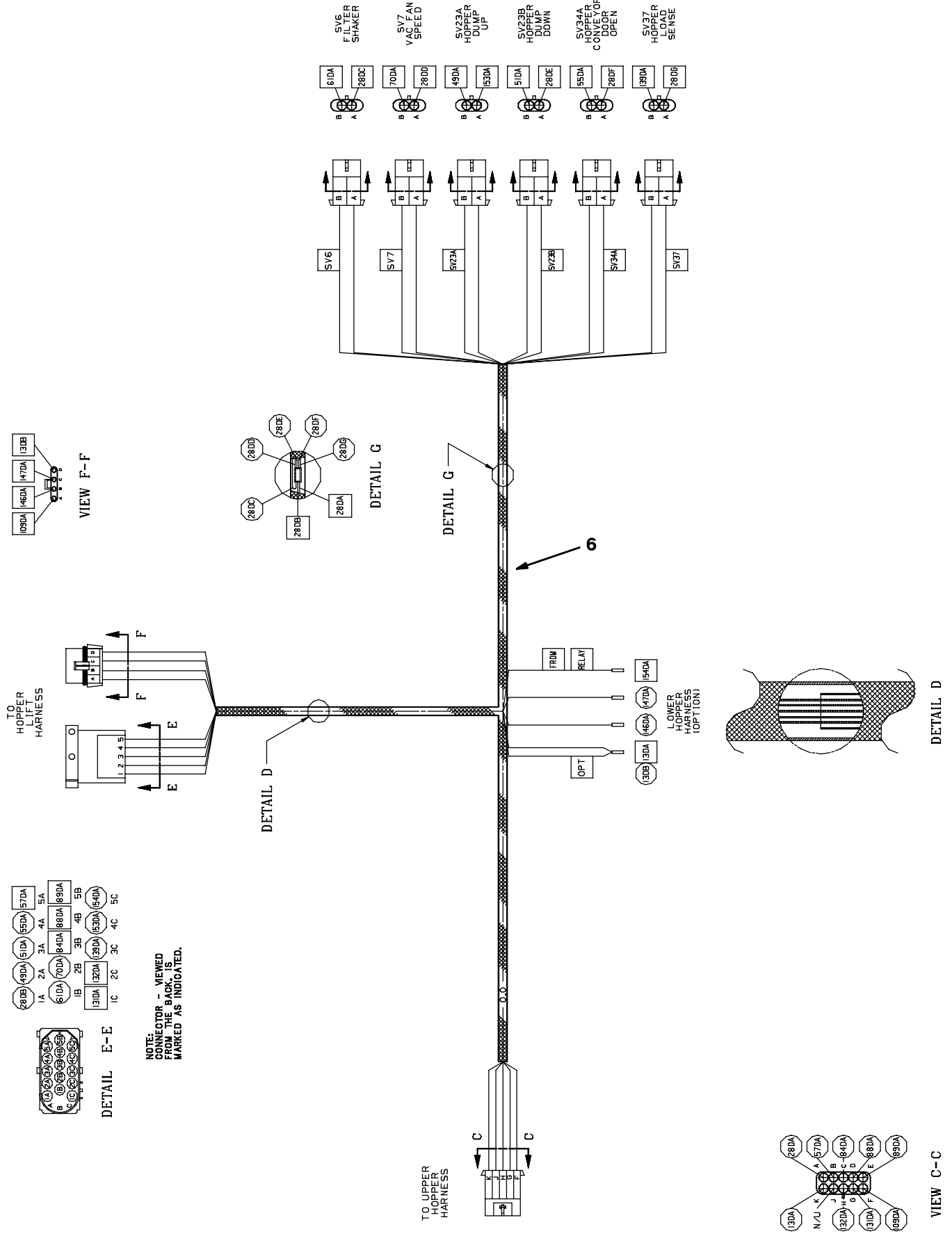


Fig. 56 - Wire Harness Group (002001-002499)

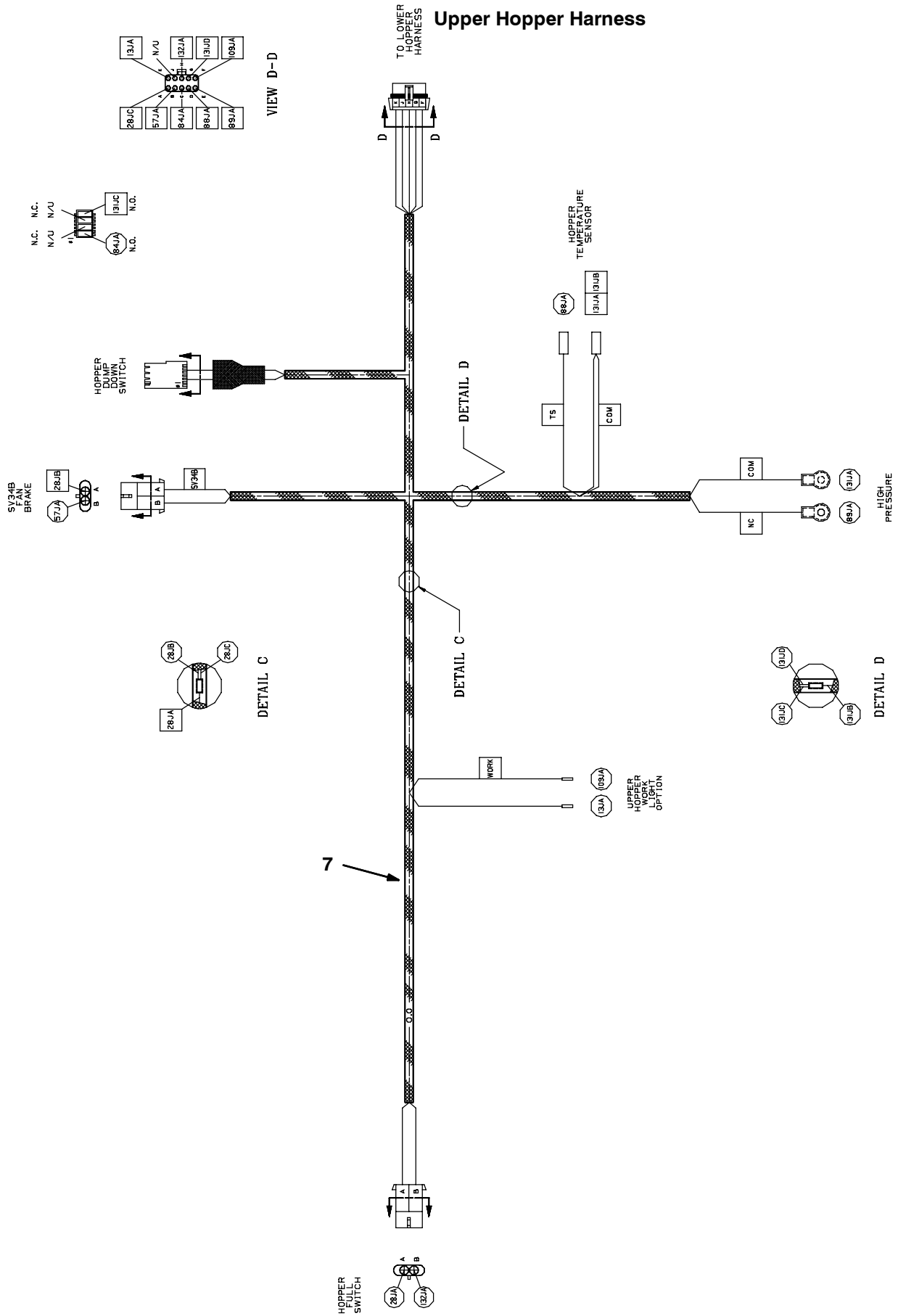


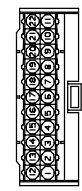
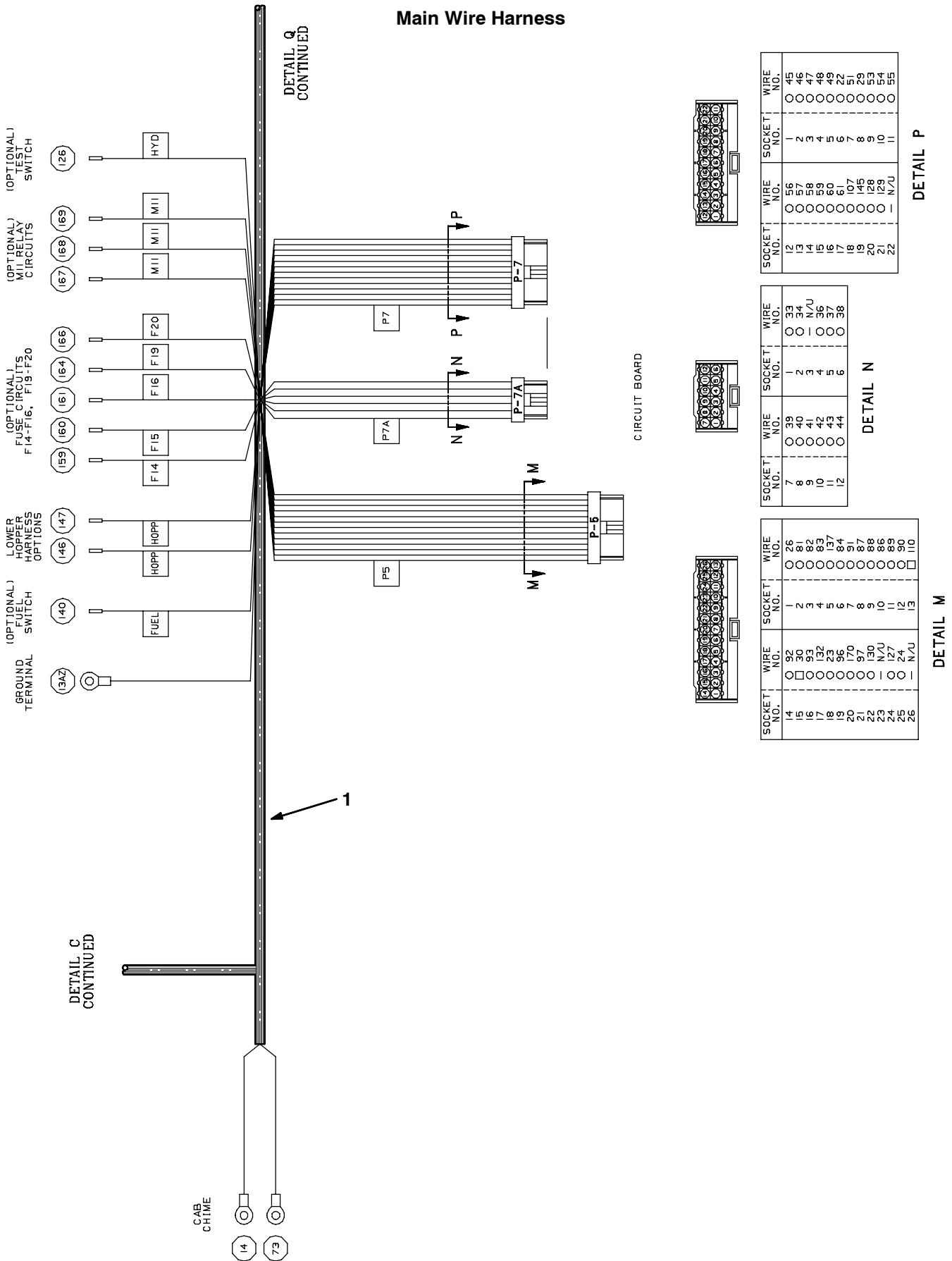


Fig. 56 - Wire Harnesses Group (002001-002499)

	<b>Ref.</b>	<b>Tennant Part No.</b>	<b>Machine Serial Number</b>	<b>Description</b>	<b>Qty.</b>
▽	1	396940	(002001-002499 )	Harness, Main, [Centurion Duramax]	1
▲	2	394921	(002001-002499 )	Fuse, 50amp, Ato-Maxi	1
▲	3	394922	(002001-002499 )	Fuse, 60amp, Ato-Maxi	2
▲	4	762516	(002001-002499 )	Fuse, 30 Amp	1
	5	394913	(002001-002499 )	Harness, Lift, Hppr, [Centurion]	1
	6	392650	(002001-002499 )	Harness, Hppr, Lower, [Centurion Duramax]	1
	7	392651	(002001-002499 )	Harness, Hppr, Upper, [Centurion Duramax]	1

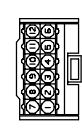
Fig. 57 - Wire Harnesses Group (002500- )

Main Wire Harness



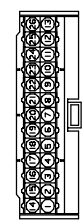
SOCKET NO.	WIRE NO.	SOCKET NO.	WIRE NO.
12	56	1	45
13	57	2	46
14	58	3	47
15	59	4	48
16	60	5	49
17	61	6	50
18	107	7	51
19	108	8	52
20	109	9	53
21	128	10	54
22	N/U	11	55

DETAIL P



SOCKET NO.	WIRE NO.	SOCKET NO.	WIRE NO.
7	39	1	33
8	40	2	34
9	41	3	N/U
10	42	4	36
11	43	5	37
12	44	6	38

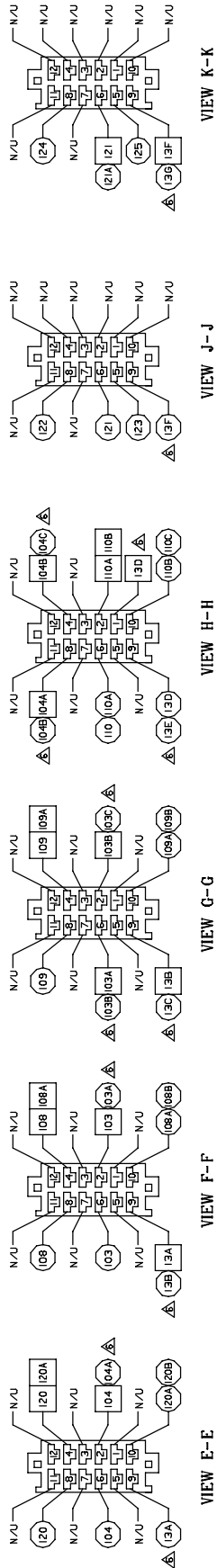
DETAIL N



SOCKET NO.	WIRE NO.	SOCKET NO.	WIRE NO.
14	92	1	26
15	30	2	81
16	93	3	82
17	132	4	83
18	23	5	137
19	96	6	84
20	170	7	91
21	130	8	87
22	N/U	9	88
23	127	10	89
24	24	11	90
25	N/U	12	110
26	N/U	13	

DETAIL M

Fig. 57 - Wire Harnesses Group (002500- )



Main Wire Harness

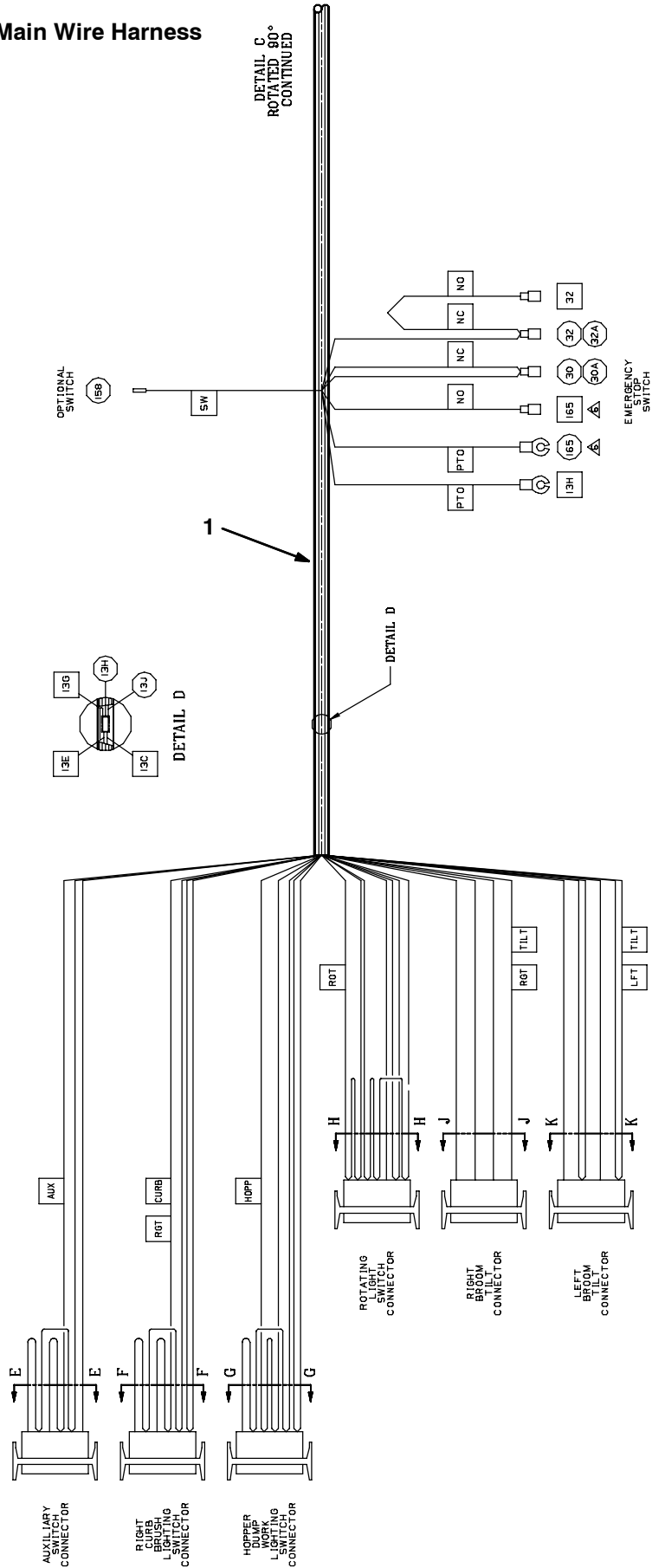
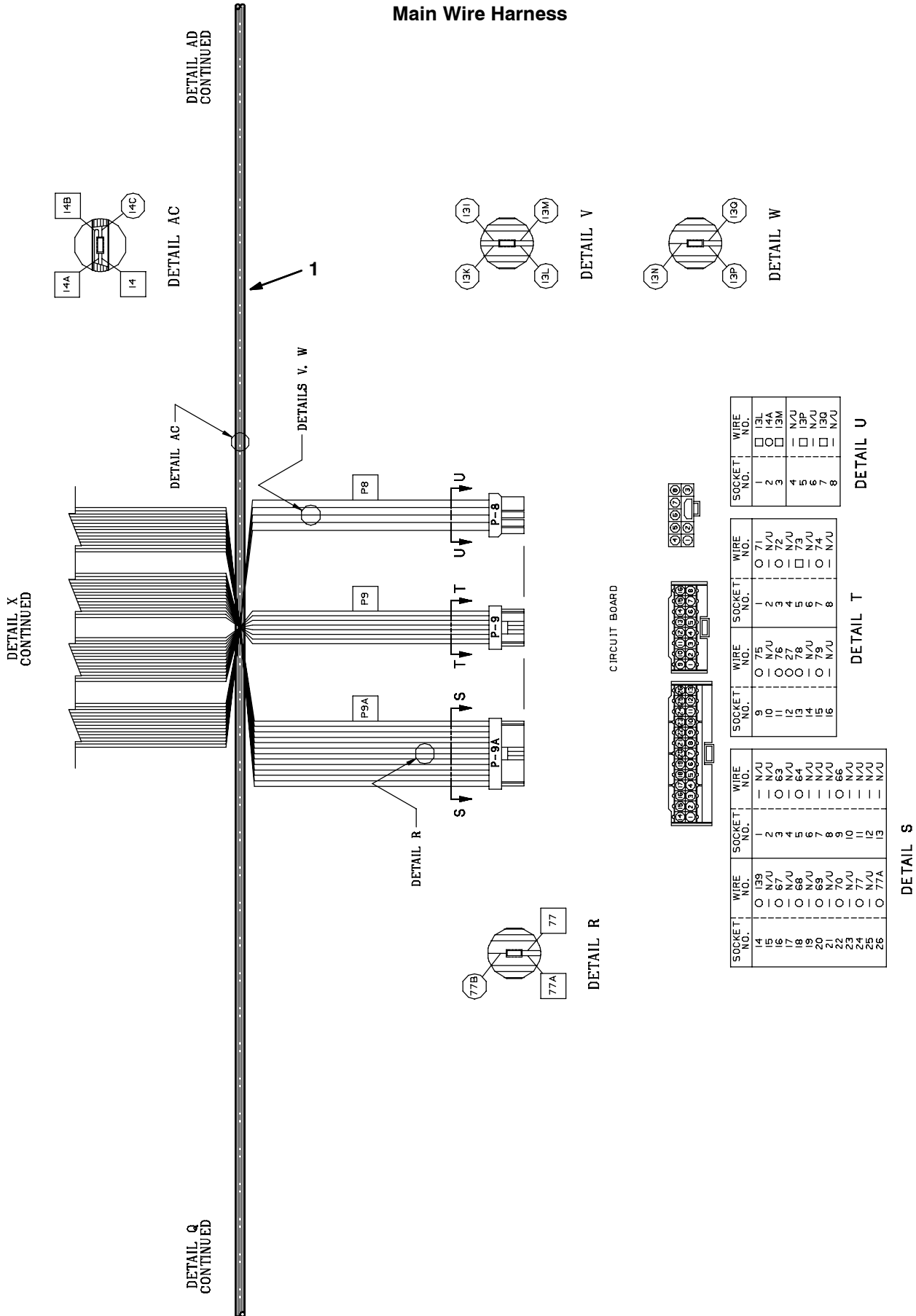


Fig. 57 - Wire Harnesses Group (002500- )

Main Wire Harness



DETAIL X  
CONTINUED

DETAIL Q  
CONTINUED

DETAIL AC

DETAIL AD  
CONTINUED

DETAILS V, W

DETAIL R

DETAIL R

DETAIL V

DETAIL W

CIRCUIT BOARD

DETAIL T

DETAIL U

DETAIL S

SOCKET NO.	WIRE NO.
1	13L
2	14A
3	13M
4	13P
5	13Q
6	N/U

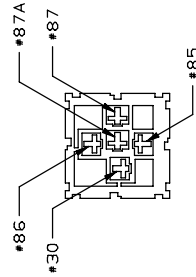
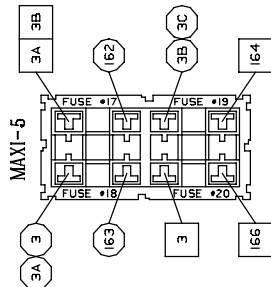
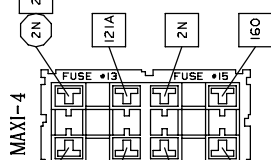
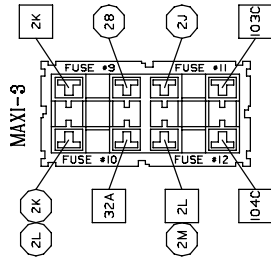
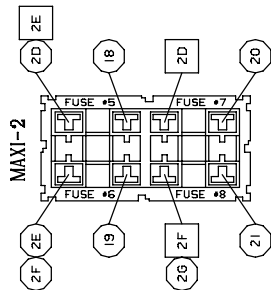
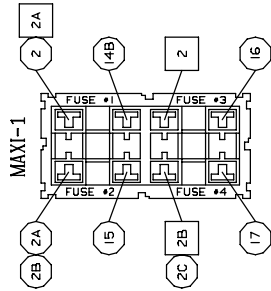
SOCKET NO.	WIRE NO.
9	75
10	N/U
11	76
12	77
14	N/U
15	79
16	N/U

SOCKET NO.	WIRE NO.
14	139
15	N/U
16	67
17	N/U
18	69
20	N/U
21	70
22	N/U
23	77
24	N/U
25	77A
26	77A

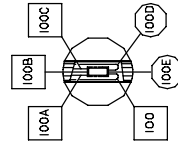
SOCKET NO.	WIRE NO.
1	N/U
2	N/U
3	63
4	N/U
5	64
6	N/U
7	N/U
8	N/U
9	66
10	N/U
11	N/U
12	N/U
13	N/U

Fig. 57 - Wire Harnesses Group (002500- )

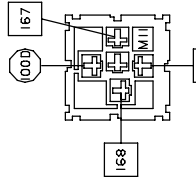
Main Wire Harness



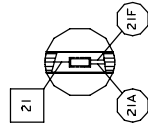
ISO RELAY MODULE SHOWN FOR REFERENCE ONLY



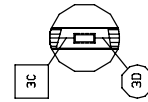
DETAIL AA



SINGLE ISO RELAY M1



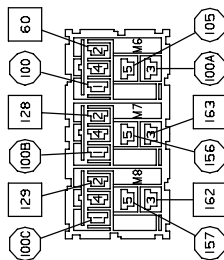
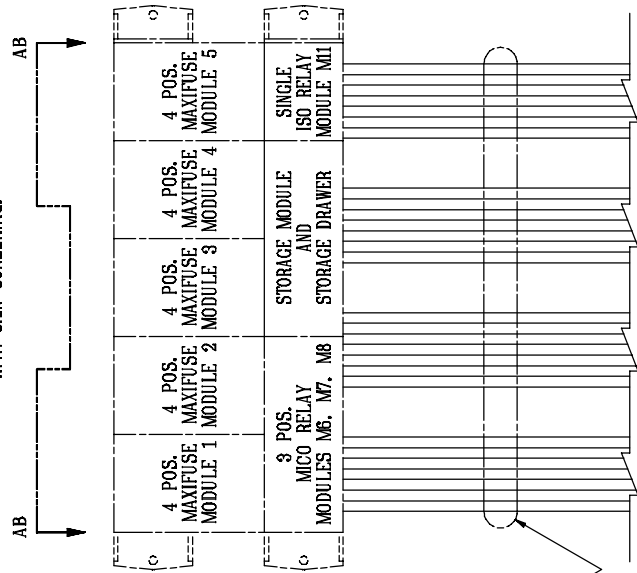
DETAIL Z



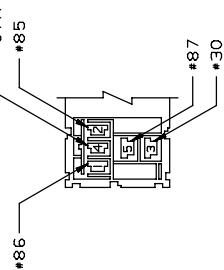
DETAIL Y

DETAIL AB-AB

FUSE AND RELAY MODULES ARE VIEWED FROM THE REAR. FRONT OF MODULES TO BE IDENTIFIED AS INDICATED ABOVE WITH SILK SCREENING.



MICRO RELAYS M8, M7, M6



MICRO RELAY MODULE SHOWN FOR REFERENCE ONLY

DETAILS Y, Z AND AA

DETAIL X CONTINUED



Fig. 57 - Wire Harnesses Group (002500- )

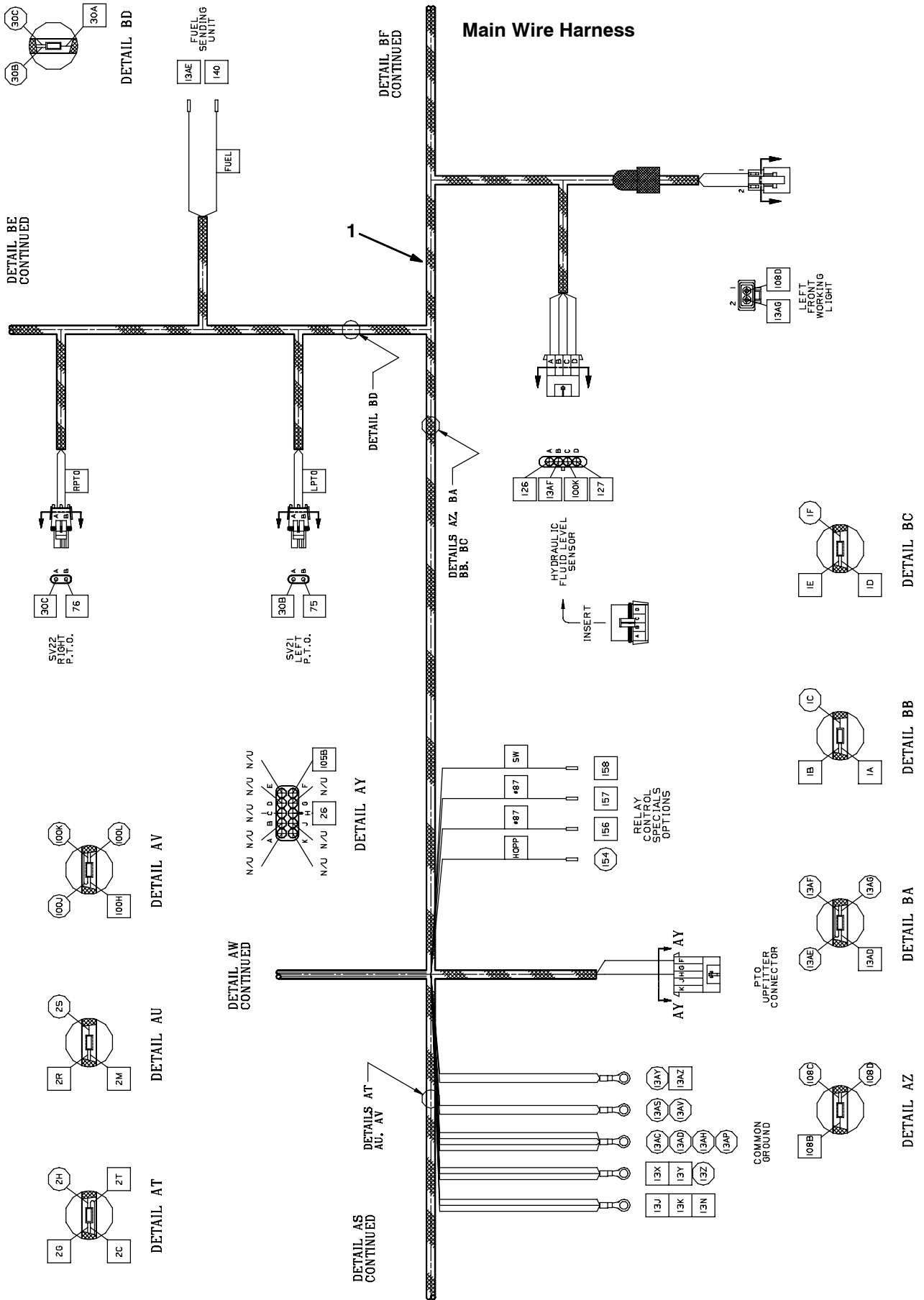


Fig. 57 - Wire Harnesses Group (002500- )

Main Wire Harness

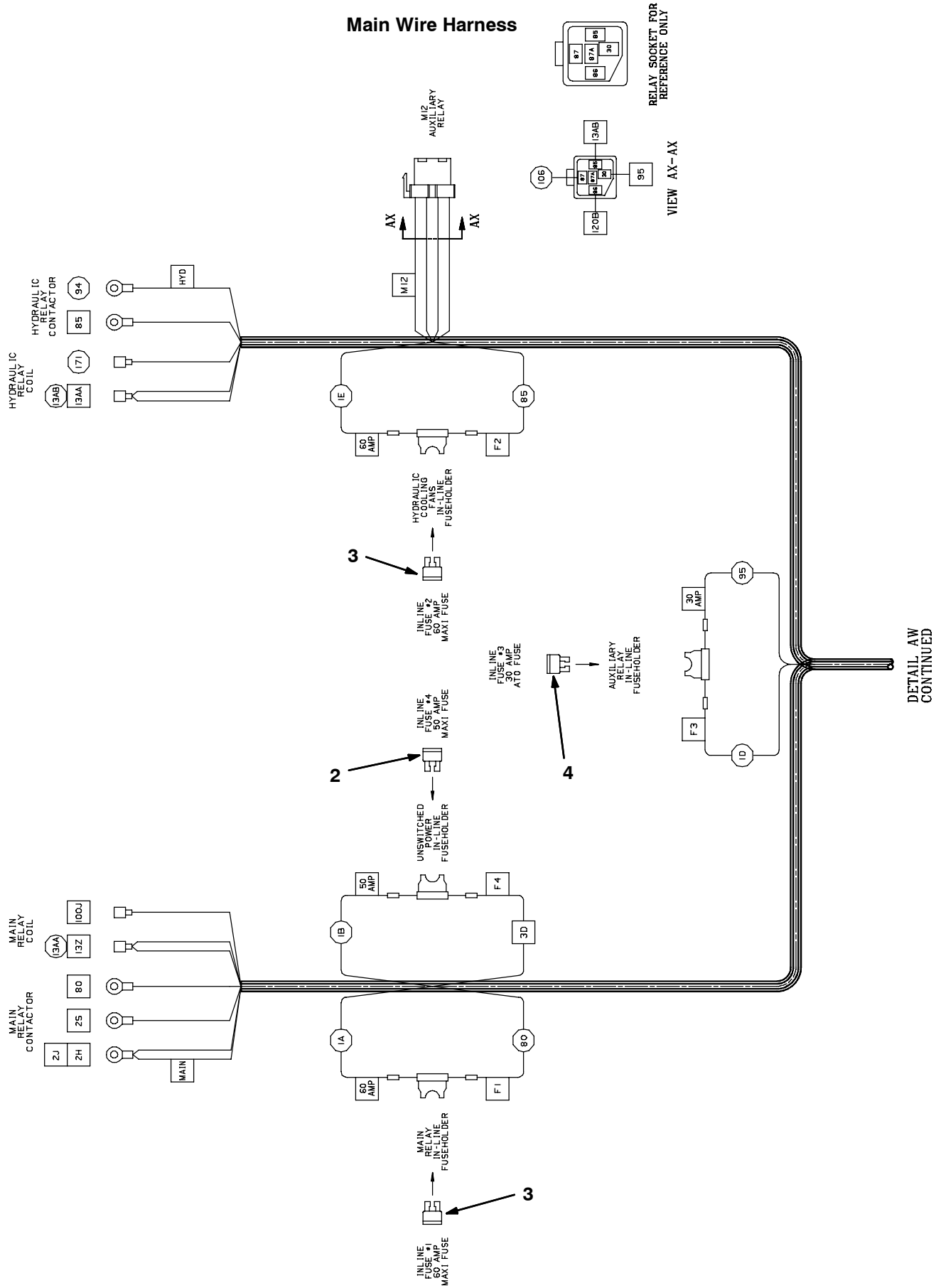










Fig. 57 - Wire Harnesses Group (002500- )

Main Wire Harness

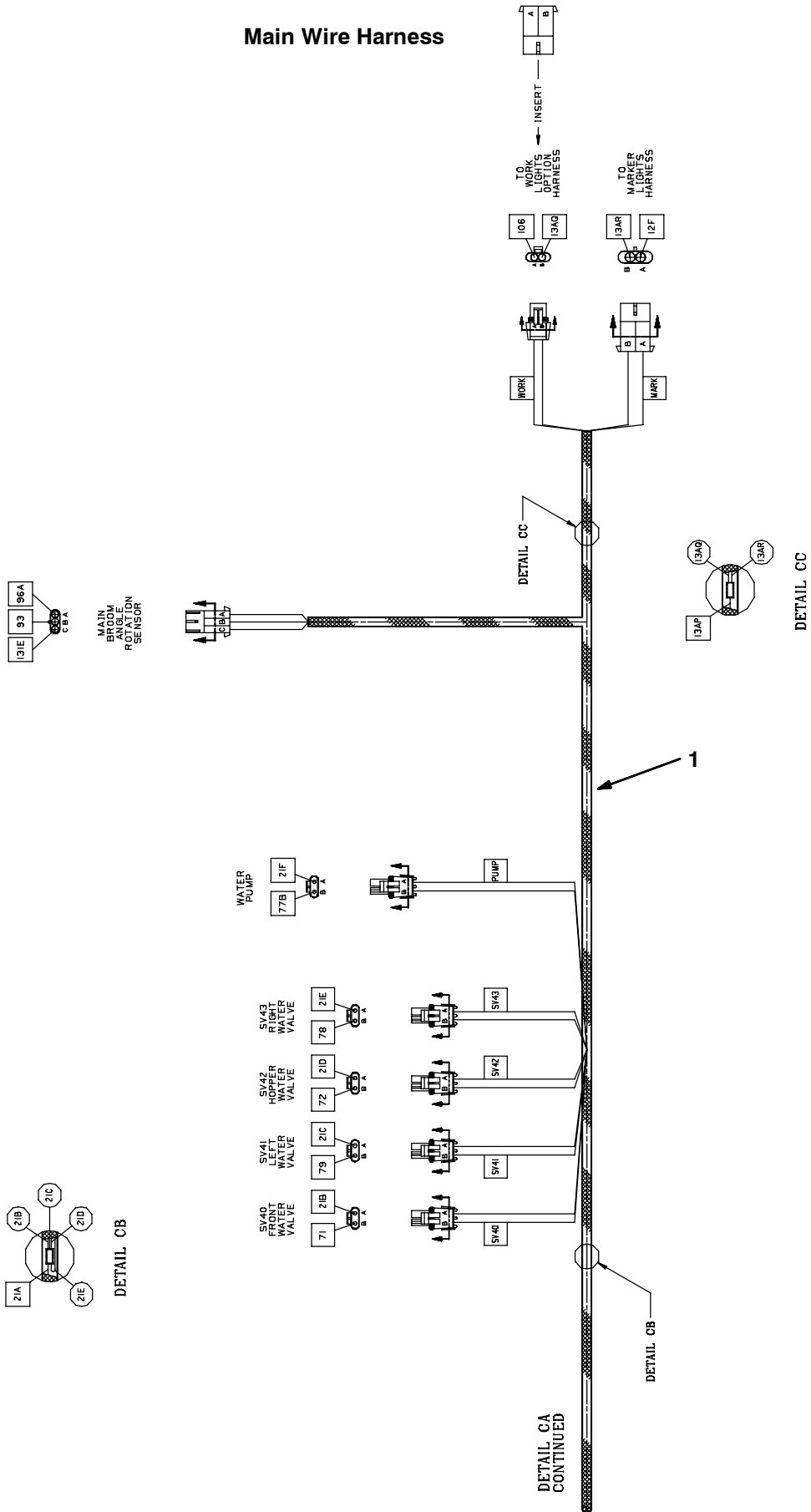


Fig. 57 - Wire Harnesses Group (002500- )

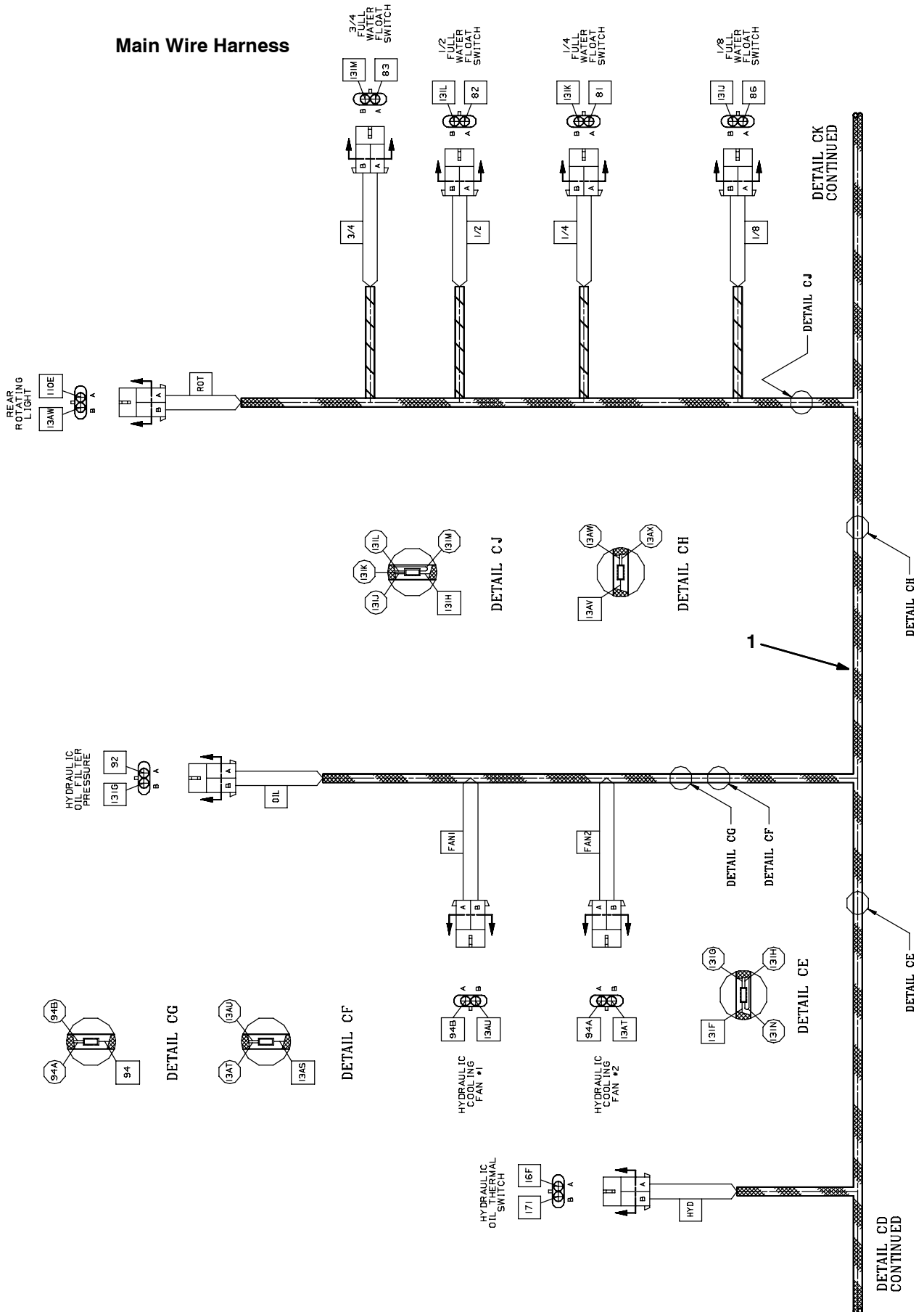


Fig. 57 - Wire Harnesses Group (002500- )

## Main Wire Harness

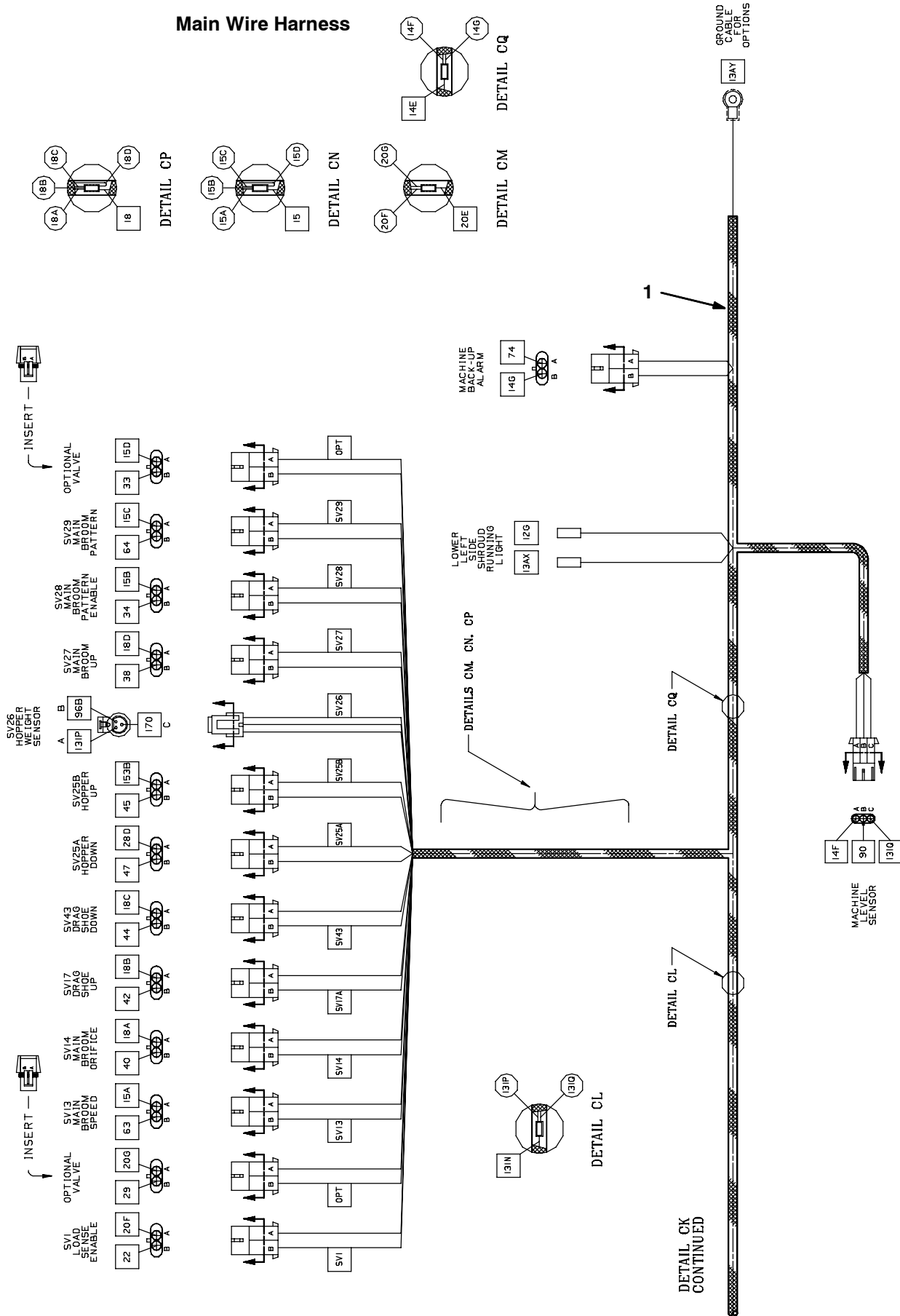


Fig. 57 - Wire Harnesses Group (002500- )

Hopper Lift Harness

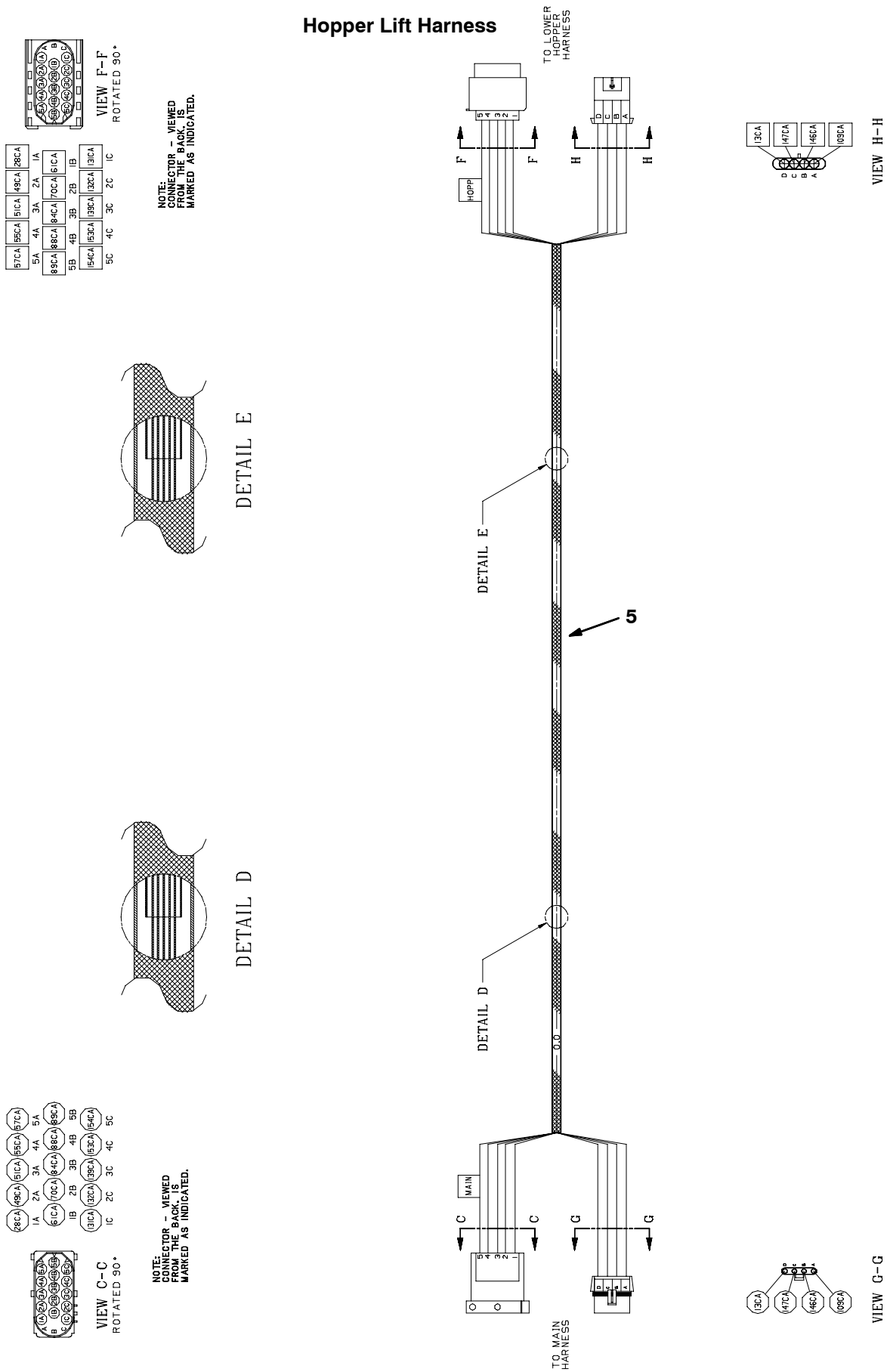
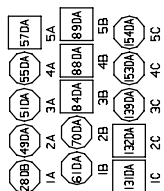
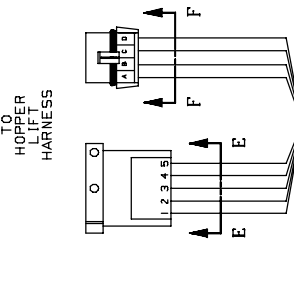
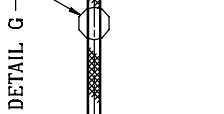
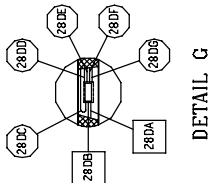
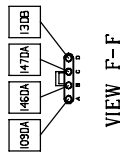
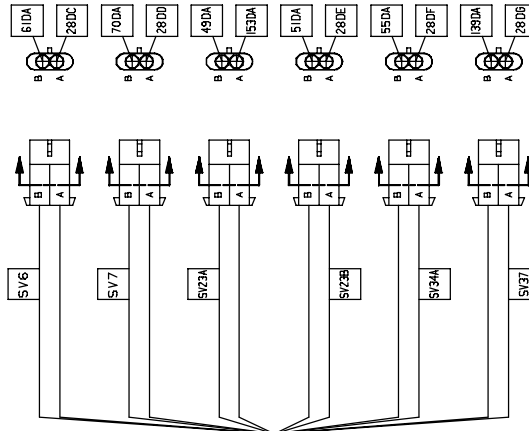


Fig. 57 - Wire Harnesses Group (002500- )

Lower Hopper Harness

- SV6  
FILTER  
SHAKER
- SV7  
VARIABLE  
FAN  
SPEED
- SV23A  
HOPPER  
DUMP  
UP
- SV23B  
HOPPER  
DUMP  
DOWN
- SV34A  
HOPPER  
FOR  
CLOSURE  
DOOR  
OPEN
- SV37  
HOPPER  
CASE  
SENSE



NOTE: CONNECTOR - VIEWED FROM THE BACK, IS MARKED AS INDICATED.

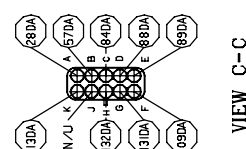
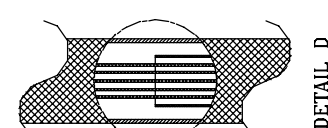
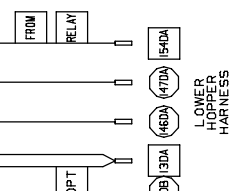
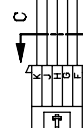
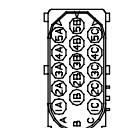




Fig. 57 - Wire Harnesses Group (002500- )

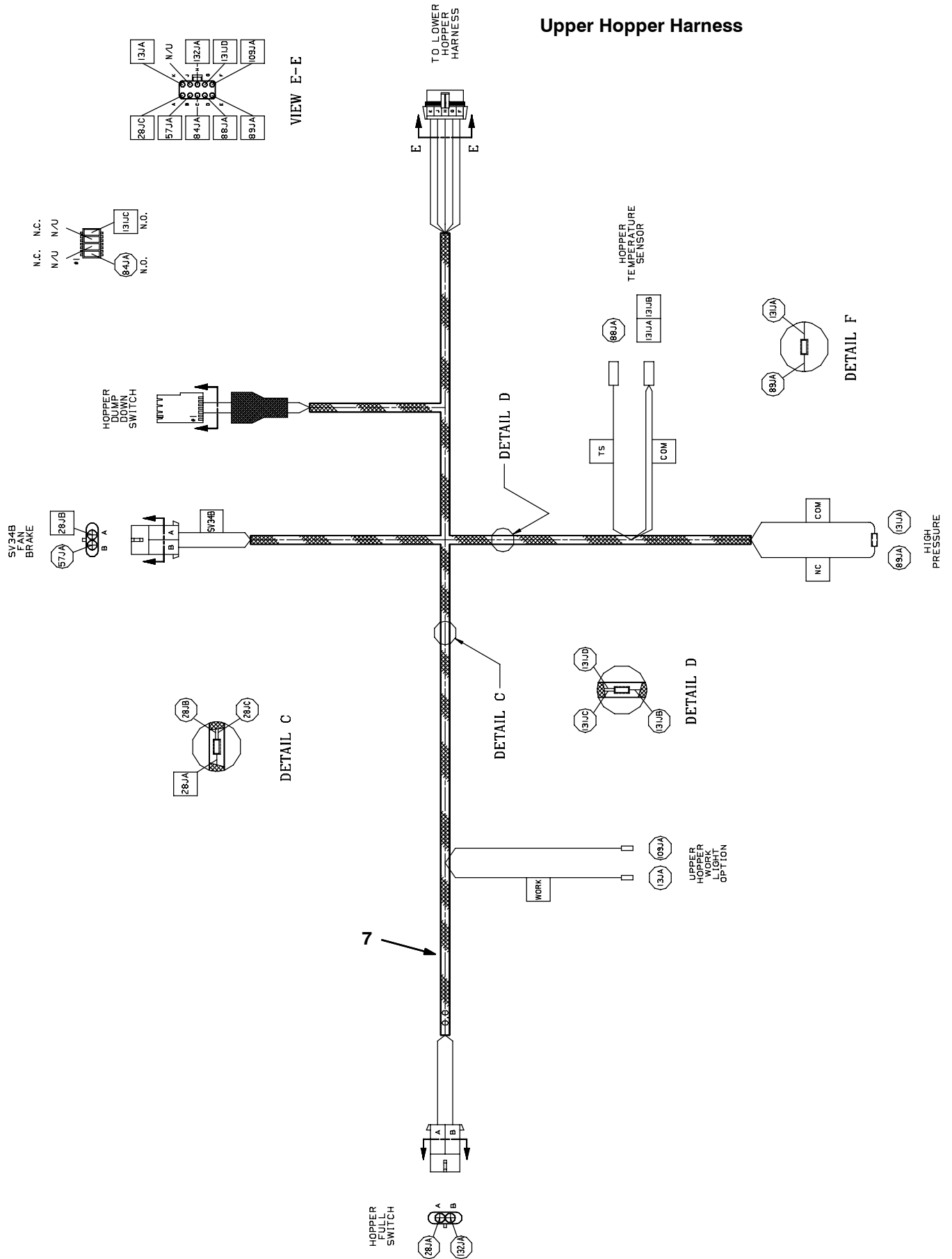


Fig. 57 - Wire Harnesses Group (002500- )

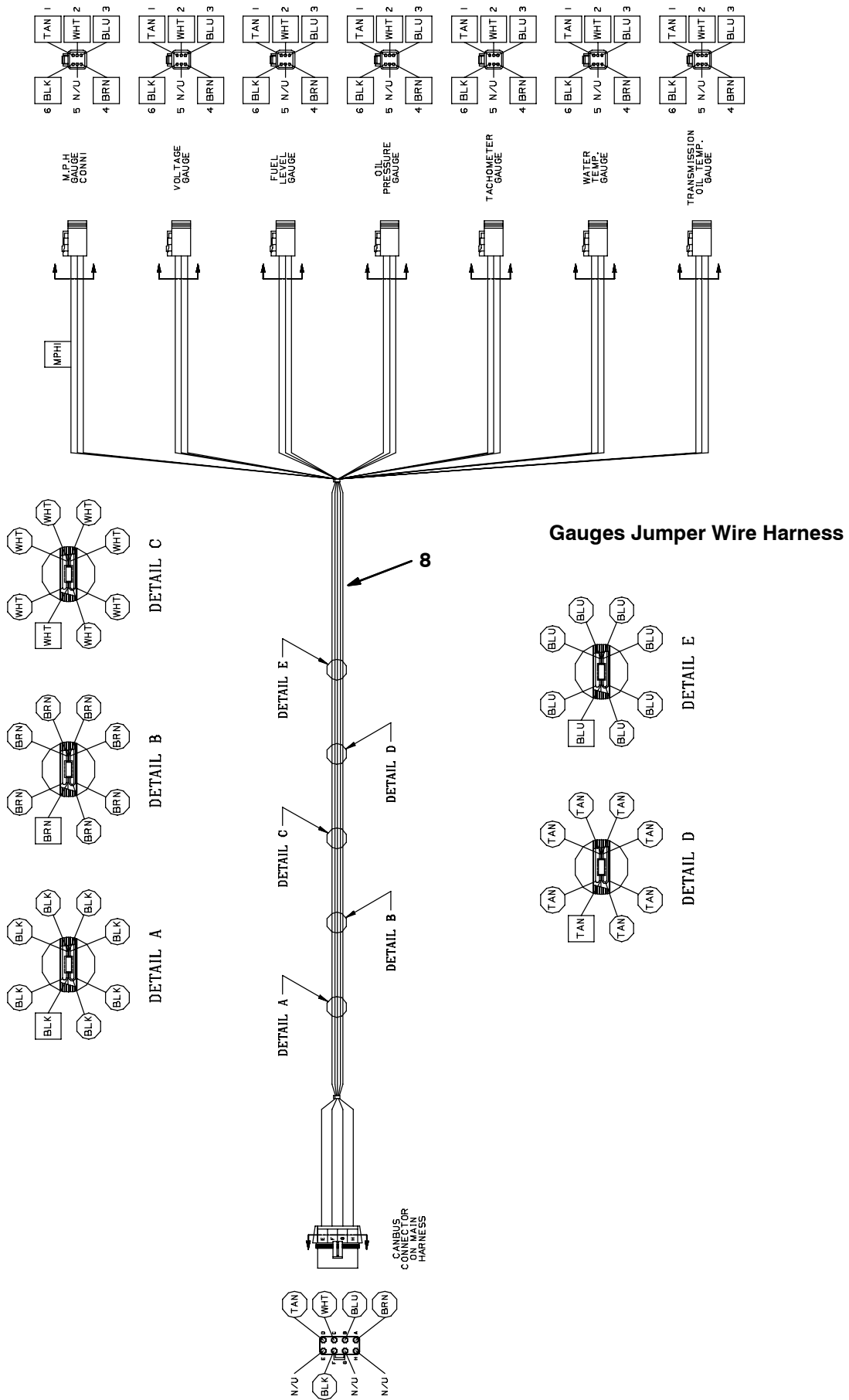
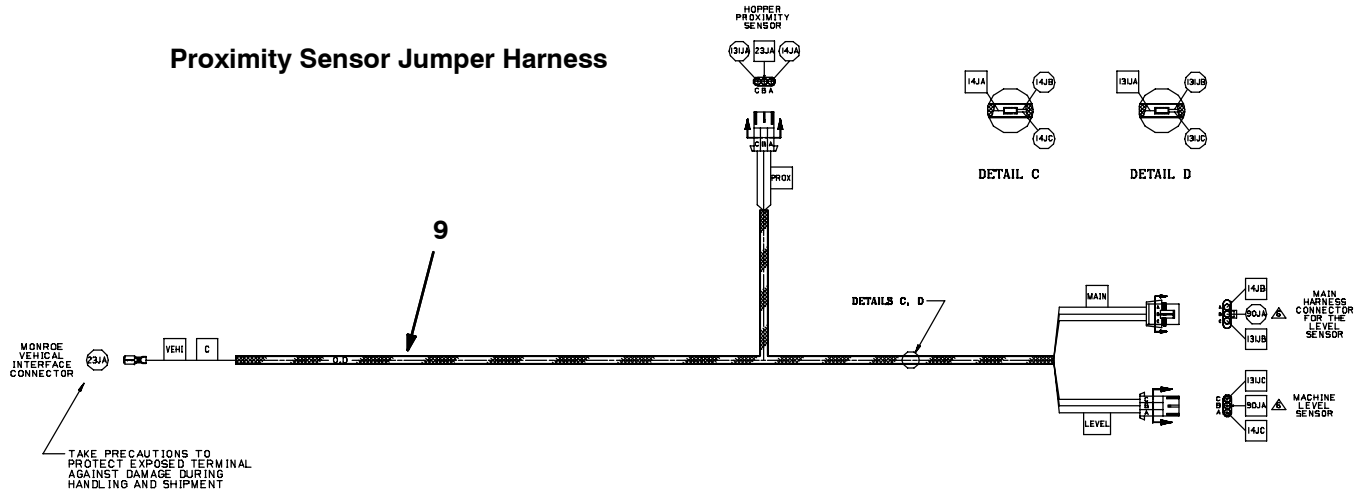


Fig. 57 - Wire Harnesses Group (002500- )



354262 - 354259 - 354075 - 354076 - 354260

Ref.	Tenant Part No.	Machine Serial Number	Description	Qty.
▽ 1	391925	(002500- )	Harness, Main, Centurion [Duramax 04i]	1
▲ 2	394921	(002500- )	Fuse, 50amp, Ato-Maxi	1
▲ 3	394922	(002500- )	Fuse, 60amp, Ato-Maxi	2
▲ 4	762516	(002500- )	Fuse, 30 Amp	1
5	394913	(002500- )	Harness, Lift, Hppr, [Centurion]	1
6	392650	(002500- )	Harness, Hppr, Lower, [Centurion Duramx]	1
7	392651	(002500- )	Harness, Hppr, Upper, [Centurion Duramx]	1
8	391926	(002500- )	Harness, Gauge, Centurion [Duramax 04i]	1
9	391943	(002500- )	Harness, Jumper, Proximity Sensor	1

Fig. 58 - Air Precleaner Filter Group

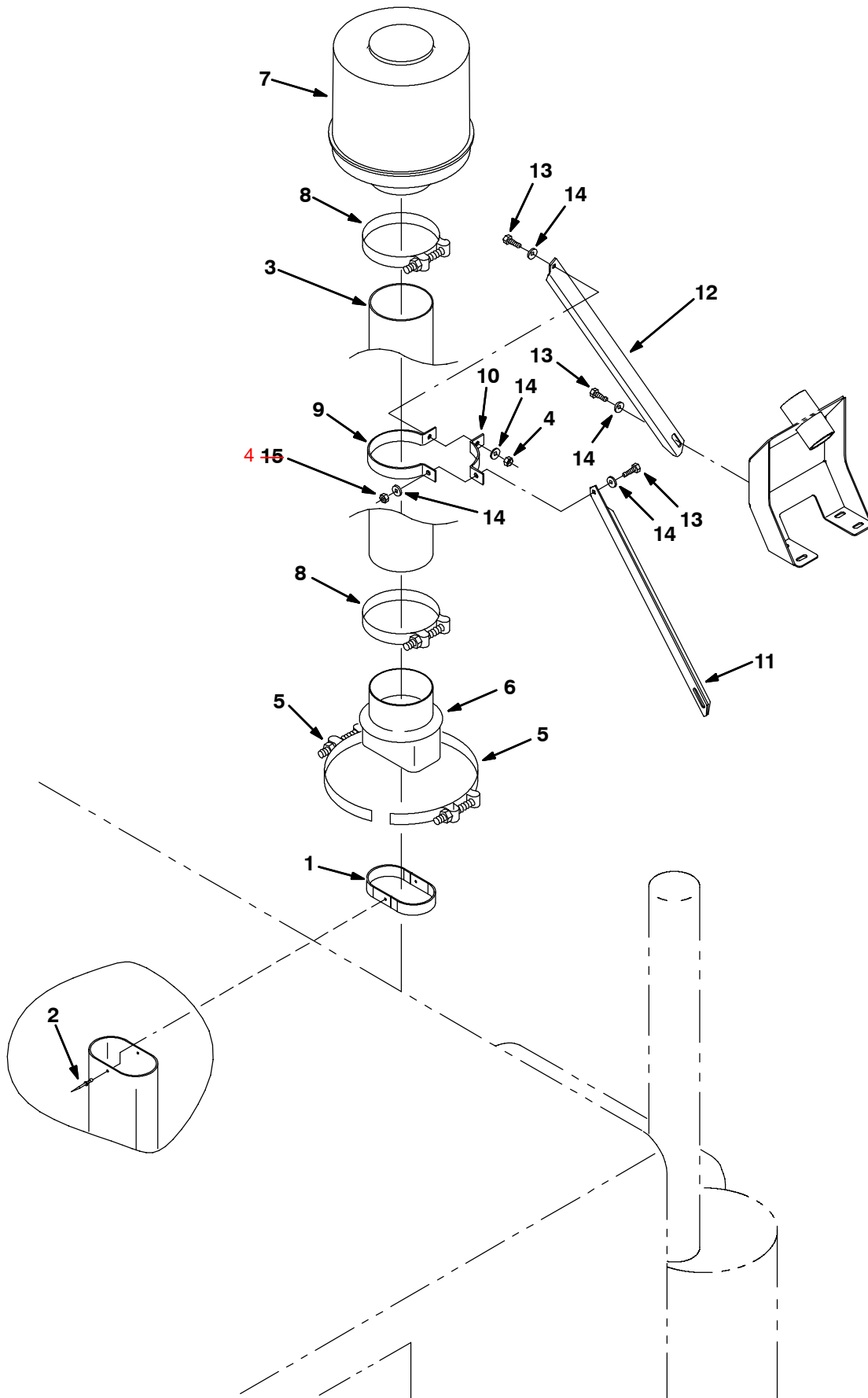


Fig. 58 - Air Precleaner Filter Group

Ref.	Tennant Part No.	Machine Serial Number	Description	Qty.
1	1016359	(002500-	) Frame, Sppt	1
2	763092	(002500-	) Rivet, Blind, .188d X 0.45 X .38d, Ss	2
3	1016920	(002500-	) Tube, Extn, Pre-cleaner	1
4	08709	(002500-	) Nut, Hex, Lock, M8 X 1.25, NI	2
5	61633	(002500-	) Clamp, T Bolt, 02.54d . W	2
6	1016485	(002500-	) Hose, Rbr, Adaptor, 5.50id 5.00id 06.0l	1
7	1016494	(002500-	) Filter, Pre-cleaner	1
8	1013324	(002500-	) Clamp, 5.50d	2
9	1016665	(002500-	) Bracket, Sppt	1
10	1016678	(002500-	) Bracket, Sppt	1
11	1016658	(002500-	) Angle, Sppt	1
12	1016647	(002500-	) Angle, Sppt	1
13	09011	(002500-	) Screw, Hex, M8 X 1.25 X 30, Ss	3
14	32491	(002500-	) Washer, Flat, 0.31 Std	5

Fig. 59 - Miscellaneous Cab Parts




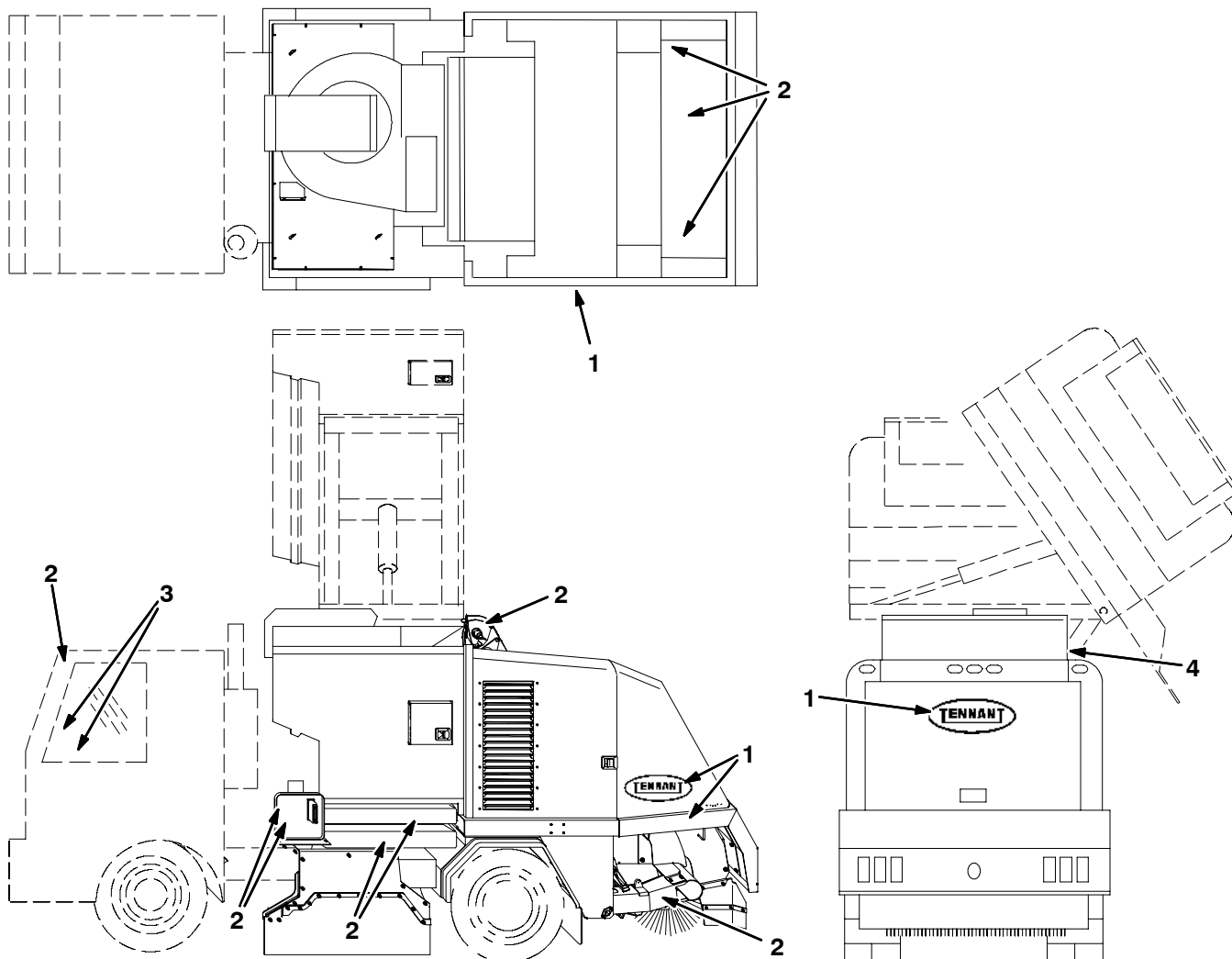


Fig. 59 - Miscellaneous Cab Parts

Ref.	Tenant Part No.	Machine Serial Number	Description	Qty.
1	371723	(002001-	) Bracket, Mtg, Steering Column	1
2	1010608	(002001-	) Bracket, Acccelerator	1
3	371726	(002001-	) Link, Drag	1
4	371741	(002001-	) Bracket, Air Line	2
5	371724	(002001-	) Panel Wldt, Floor	1
6	371727	(002001-	) Pedestal Wldt, Seat	1
7	371740	(002001-	) Bracket, Rh, Seat, Lh	1
8	371739	(002001-	) Bracket, Rh, Seat, Rh	1
9	371728	(002001-	) Angle, Mtg, Seat Ped	1

**Fig. 60 - Label Group**



Ref.	Tennant Part No.	Machine Serial Number	Description	Qty.
1	395758	(002001- )	Label Set, Logo, [Centurion]	1
2	395744	(002001- )	Label Set, Info/Hzrd, Std, [Centurion]	1
3	396655	(002001- )	Label Set, Opertnl, Cab, [Centurion]	1
4	396612	(002001- )	Label, Info, [Grease Daily]	1



# SECTION 3

<b>Contents</b>	<b>Page</b>
Fig. 1 - Right Dry Dust Control Shroud Group (002001-002499) . . . . .	3-2
Fig. 2 - Right Dry Dust Control Shroud Group (002500- ) . . . . .	3-4
Fig. 3 - Left Dry Dust Control Shroud Group (002001-002499) . . . . .	3-6
Fig. 4 - Left Dry Dust Control Shroud Group (002500- ) . . . . .	3-8
Fig. 5 - Left Gutter Broom Dry Dust Control Group . . . . .	3-10
Fig. 6 - Dry Dust Control Skirts Group . . . .	3-12
Fig. 7 - Dry Dust Control Center Shroud Group . . . . .	3-14
Fig. 8 - Right Gutter Broom Dry Dust Control Group . . . . .	3-16
Fig. 9 - Gutter Broom Dry Dust Control Group . . . . .	3-18
Fig. 10 - Transport Group . . . . .	3-20
Fig. 11 - Water Hydraunt Wrench . . . . .	3-22
Fig. 12 - Hydraulic Oil Shutdown Group . . .	3-23
Fig. 13 - Carbide Drag Shoe Group . . . . .	3-24
Fig. 14 - Hopper Cleanout Tool . . . . .	3-25
Fig. 15 - Left Gutter Broom Motor Group . .	3-26
Fig. 16 - Left Gutter Broom Lift Group . . . .	3-28
Fig. 17 - Left Gutter Broom Water Pump Group . . . . .	3-32
Fig. 18 - Right Hand Side Brush Power Tilt Group . . . . .	3-34
Fig. 19 - Left Hand Side Brush Power Tilt Group . . . . .	3-36
Fig. 20 - Side Brush Power Tilt Hydraulic Valve Group . . . . .	3-38
Fig. 21 - Right Remote Gutter Broom Grease Group . . . . .	3-40
Fig. 22 - Left Remote Gutter Broom Grease Group . . . . .	3-42
Fig. 23 - Air Precleaner Kit (002001-002499) . . . . .	3-44
Fig. 24 - Flashing Light Kit . . . . .	3-46
Fig. 25 - Revolving Light Kit . . . . .	3-48
Fig. 26 - Arrow Stick Light Group . . . . .	3-50
Fig. 27 - Right Side and Rear Work Light Kit . . . . .	3-52
Fig. 27 - Right Side and Rear Work Light Kit . . . . .	3-53
Fig. 28 - Work Light Kit . . . . .	3-54
Fig. 29 - Right Hand Work Light Kit . . . . .	3-56
Fig. 30 - D.O.T. Safety Group . . . . .	3-57
Fig. 31 - Hydrant Conveyor Flush Kit . . . . .	3-58
Fig. 32 - Auto-Lube System Group . . . . .	3-60
Fig. 33 - Centurion Truck Manuals . . . . .	3-62
Fig. 34 - Documentation Group . . . . .	3-63

Fig. 1 - Right Dry Dust Control Shroud Group (002001-002499)

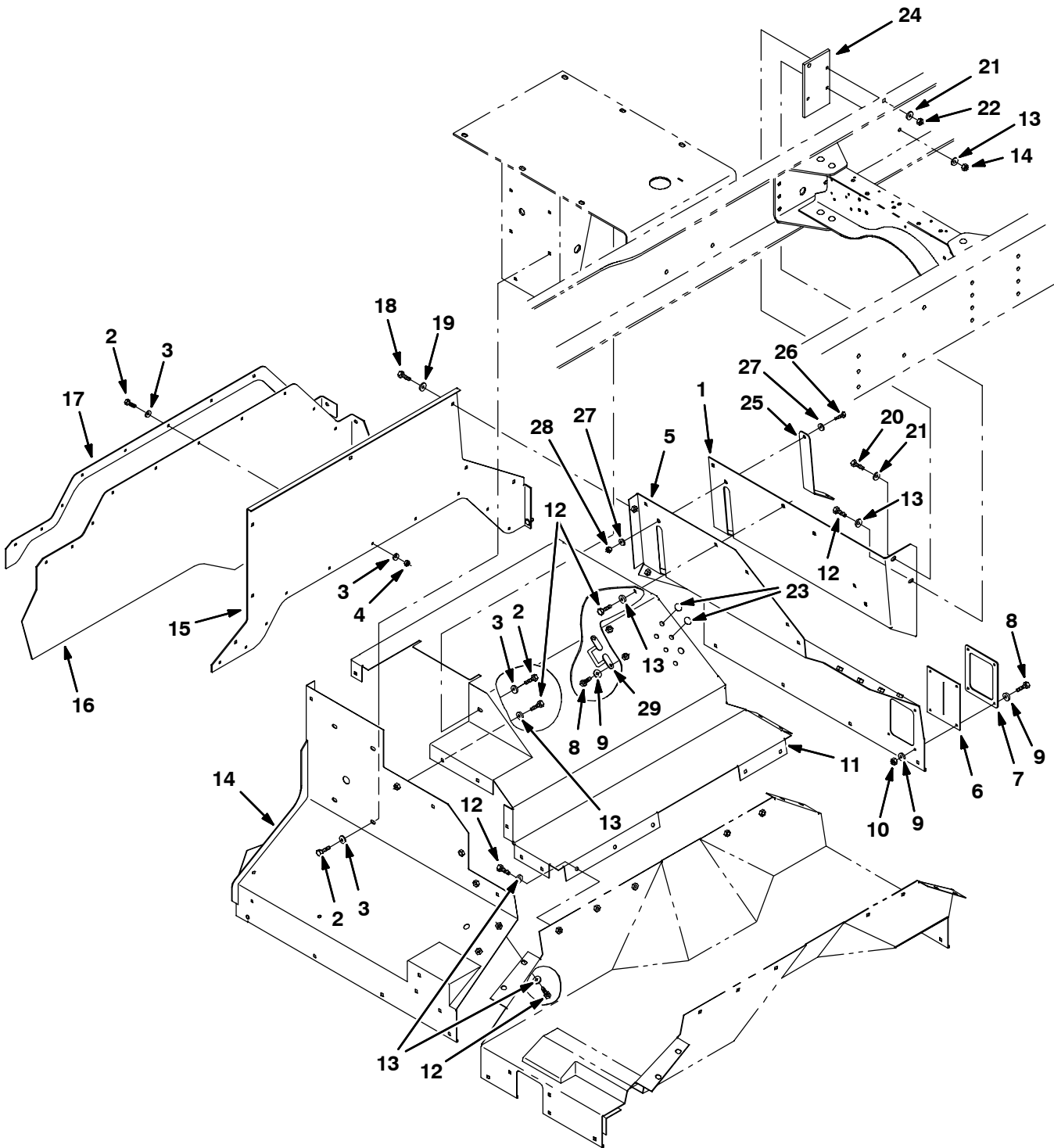


Fig. 1 - Right Dry Dust Control Shroud Group (002001-002499)

Ref.	Tennant Part No.	Machine Serial Number	Description	Qty.
1	395299	(002001-002499 )	Mount, Rear, Rh	1
2	09010	(002001-002499 )	Screw, Hex, M08 X 1.25 X 25, Ss	15
3	01685	(002001-002499 )	Washer, Flat, .31 Ss	26
4	08713	(002001-002499 )	Nut, Hex, Lock, M08 X 1.25, NI, Ss	11
5	395362	(002001-002499 )	Panel, Rear, Rh	1
6	395430	(002001-002499 )	Seal, Hole	1
7	395431	(002001-002499 )	Retainer, Seal	1
8	08716	(002001-002499 )	Screw, Hex, M06 X 1.0 X 20, Ss	6
9	01684	(002001-002499 )	Washer, Flat, .25 Ss	10
10	08712	(002001-002499 )	Nut, Hex, Lock, M06 X 1.0, NI, Ss	4
11	395377	(002001-002499 )	Panel Wldt, Top, Rh	1
12	09028	(002001-002499 )	Screw, Hex, M10 X 1.5 X 25, Ss	3
13	01686	(002001-002499 )	Washer, Flat, .38 Ss	35
14	395361	(002001-002499 )	Panel Wldt, Front, Rh	1
15	395467	(002001-002499 )	Panel, Access, Rh	1
16	395469	(002001-002499 )	Skirt, Dust, Access Panel	1
17	395468	(002001-002499 )	Retainer, Skirt, Rh	1
18	06961	(002001-002499 )	Screw, Hex, M10 X 1.5 X 20, 8.8	7
19	32492	(002001-002499 )	Washer, Flat, .38 Std	7
20	394349	(002001-002499 )	Screw, Hex, M12 X 1.75 X 45, 10.9 Pltd	1
21	32493	(002001-002499 )	Washer, Flat, .50 Std	2
22	394326	(002001-002499 )	Nut, Hex, Std, M12 X 1.75, 10	1
23	02431	(002001-002499 )	Button, Plug, 0.56h .03-.12 [Black Nyl]	2
24	1009905	(002001-002499 )	Plate, Adaptor	1
25	1012499	(002001-002499 )	Plate, Cover, Grease	1
26	09740	(002001-002499 )	Screw, Hex, M8 X 1.25 X 20, Ss	2
27	32491	(002001-002499 )	Washer, Flat, 0.31 Std	4
28	08709	(002001-002499 )	Nut, Hex, Lock, M8 X 1.25, NI	2
29	1007715	(002001-002499 )	Bar Wldt, Mtg, Hose	1

Fig. 2 - Right Dry Dust Control Shroud Group (002500- )

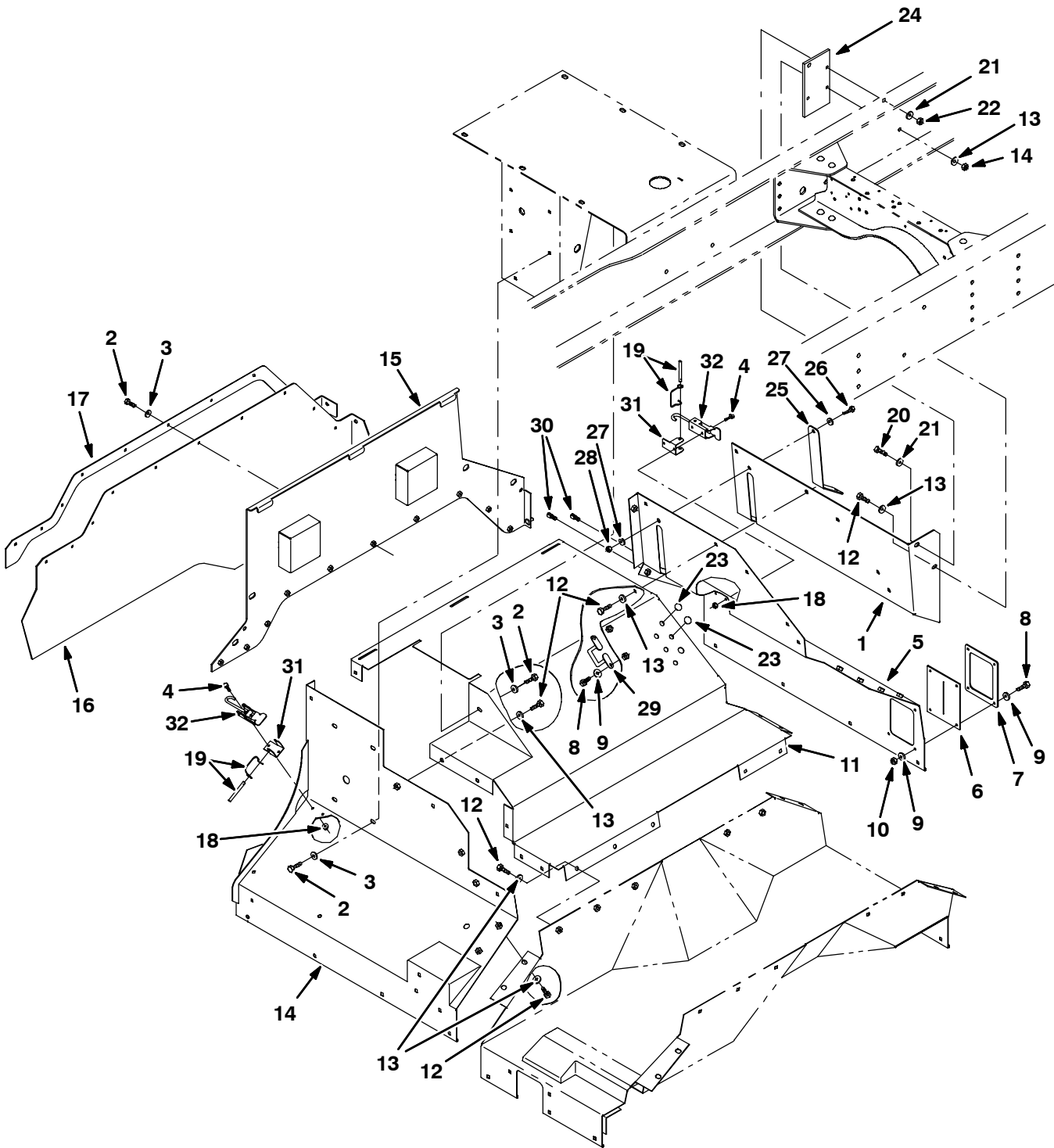


Fig. 2 - Right Dry Dust Control Shroud Group (002500- )

Ref.	Tennant Part No.	Machine Serial Number	Description	Qty.
1	395299	(002500- )	Mount, Rear, Rh	1
2	09010	(002500- )	Screw, Hex, M08 X 1.25 X 25, Ss	15
3	01685	(002500- )	Washer, Flat, .31 Ss	26
4	15678	(002500- )	Screw, Hex, M6 X 1.0 X 16, Ss	4
5	395362	(002500- )	Panel, Rear, Rh	1
6	395430	(002500- )	Seal, Hole	1
7	395431	(002500- )	Retainer, Seal	1
8	08716	(002500- )	Screw, Hex, M06 X 1.0 X 20, Ss	6
9	01684	(002500- )	Washer, Flat, .25 Ss	10
10	08712	(002500- )	Nut, Hex, Lock, M06 X 1.0, NI, Ss	4
11	395377	(002500- )	Panel Wldt, Top, Rh	1
12	09028	(002500- )	Screw, Hex, M10 X 1.5 X 25, Ss	3
13	01686	(002500- )	Washer, Flat, .38 Ss	28
14	395361	(002500- )	Panel Wldt, Front, Rh	1
15	1015099	(002500- )	Panel Wldt, Broom, Gutter, Rh	1
16	395469	(002500- )	Skirt, Dust, Access Panel	1
17	395468	(002500- )	Retainer, Skirt, Rh	1
18	07790	(002500- )	Nut, Hex, Flng, M6 X 1.0	4
19	84581	(002500- )	Pin Assy, Side Brush W/Clip	2
20	394349	(002500- )	Screw, Hex, M12 X 1.75 X 45, 10.9 Pltd	1
21	32493	(002500- )	Washer, Flat, .50 Std	2
22	394326	(002500- )	Nut, Hex, Std, M12 X 1.75, 10	1
23	02431	(002500- )	Button, Plug, 0.56h .03-.12 [Black Nyl]	2
24	1009905	(002500- )	Plate, Adaptor	1
25	1012499	(002500- )	Plate, Cover, Grease	1
26	09740	(002500- )	Screw, Hex, M8 X 1.25 X 20, Ss	2
27	32491	(002500- )	Washer, Flat, 0.31 Std	4
28	08709	(002500- )	Nut, Hex, Lock, M8 X 1.25, NI	2
29	1007715	(002500- )	Bar Wldt, Mtg, Hose	1
30	1015417	(002500- )	Pin, Guide	4
31	1015408	(002500- )	Bracket, Retainer	2
32	1015679	(002500- )	Latch	2

Fig. 3 - Left Dry Dust Control Shroud Group (002001-002499)

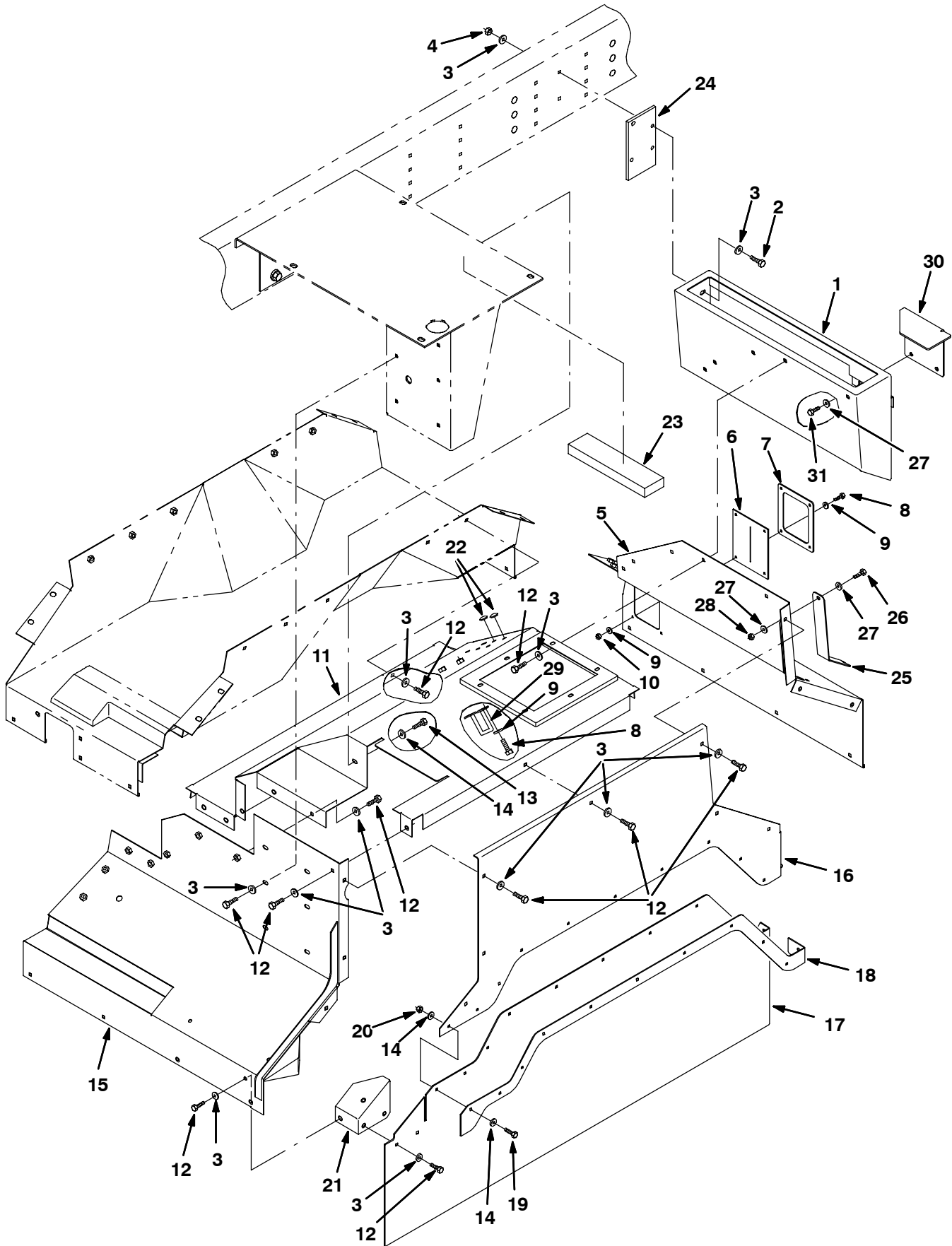


Fig. 3 - Left Dry Dust Control Shroud Group (002001-002499)

Ref.	Tennant Part No.	Machine Serial Number	Description	Qty.
1	395298	(002001-002499 )	Mount, Rear, Lh	1
2	12317	(002001-002499 )	Screw, Hex, M10 X 1.5 X 30, Ss	5
3	01686	(002001-002499 )	Washer, Flat, .38 Ss	57
4	08714	(002001-002499 )	Nut, Hex, Lock, M10 X 1.5, NI, Ss	5
5	395349	(002001-002499 )	Panel, Rear, Lh	1
6	395430	(002001-002499 )	Seal, Hole	1
7	395431	(002001-002499 )	Retainer, Seal	1
8	08716	(002001-002499 )	Screw, Hex, M06 X 1.0 X 20, Ss	6
9	01684	(002001-002499 )	Washer, Flat, .25 Ss	10
10	08712	(002001-002499 )	Nut, Hex, Lock, M06 X 1.0, NI, Ss	4
11	395358	(002001-002499 )	Panel Wldt, Top, Lh	1
12	09028	(002001-002499 )	Screw, Hex, M10 X 1.5 X 25, Ss	36
13	09740	(002001-002499 )	Screw, Hex, M08 X 1.25 X 20, Ss	1
14	01685	(002001-002499 )	Washer, Flat, .31 Ss	22
15	395348	(002001-002499 )	Panel Wldt, Front, Lh	1
16	395938	(002001-002499 )	Panel, Access, Lh	1
17	395990	(002001-002499 )	Skirt, Dust, Access Panl (Rh Side Brush Only)	1
18	395939	(002001-002499 )	Retainer, Skirt, LH (Rh Side Brush Only)	1
19	09010	(002001-002499 )	Screw, Hex, M08X1.25, Ss (Rh Side Brush Only)	10
20	08713	(002001-002499 )	Nut, Hex, Lock, M08X1.25, NI, Ss (Rh Side Brush Only)	11
21	396428	(002001-002499 )	Brkt, Mtg, Skirt (Rh Side Brush Only)	1
22	02431	(002001-002499 )	Button, Plug, 0.56h .03-.12 [Black Nyl]	2
23	1002590	(002001-002499 )	Seal, Foam (Rh Side Brush Only)	1
24	1009905	(002001-002499 )	Plate, Adaptor	1
25	1012499	(002001-002499 )	Plate, Cover, Grease	1
26	09740	(002001-002499 )	Screw, Hex, M8 X 1.25 X 20, Ss	2
27	32491	(002001-002499 )	Washer, Flat, 0.31 Std	6
28	08709	(002001-002499 )	Nut, Hex, Lock, M8 X 1.25, NI	2
29	1007715	(002001-002499 )	Bar Wldt, Mtg, Hose	1
30	1014089	(002001-002499 )	Bracket, Sppt	1
31	16931	(002001-002499 )	Screw, Hex, M8 X 1.25 X 20, 8.8	2

Fig. 4 - Left Dry Dust Control Shroud Group (002500- )

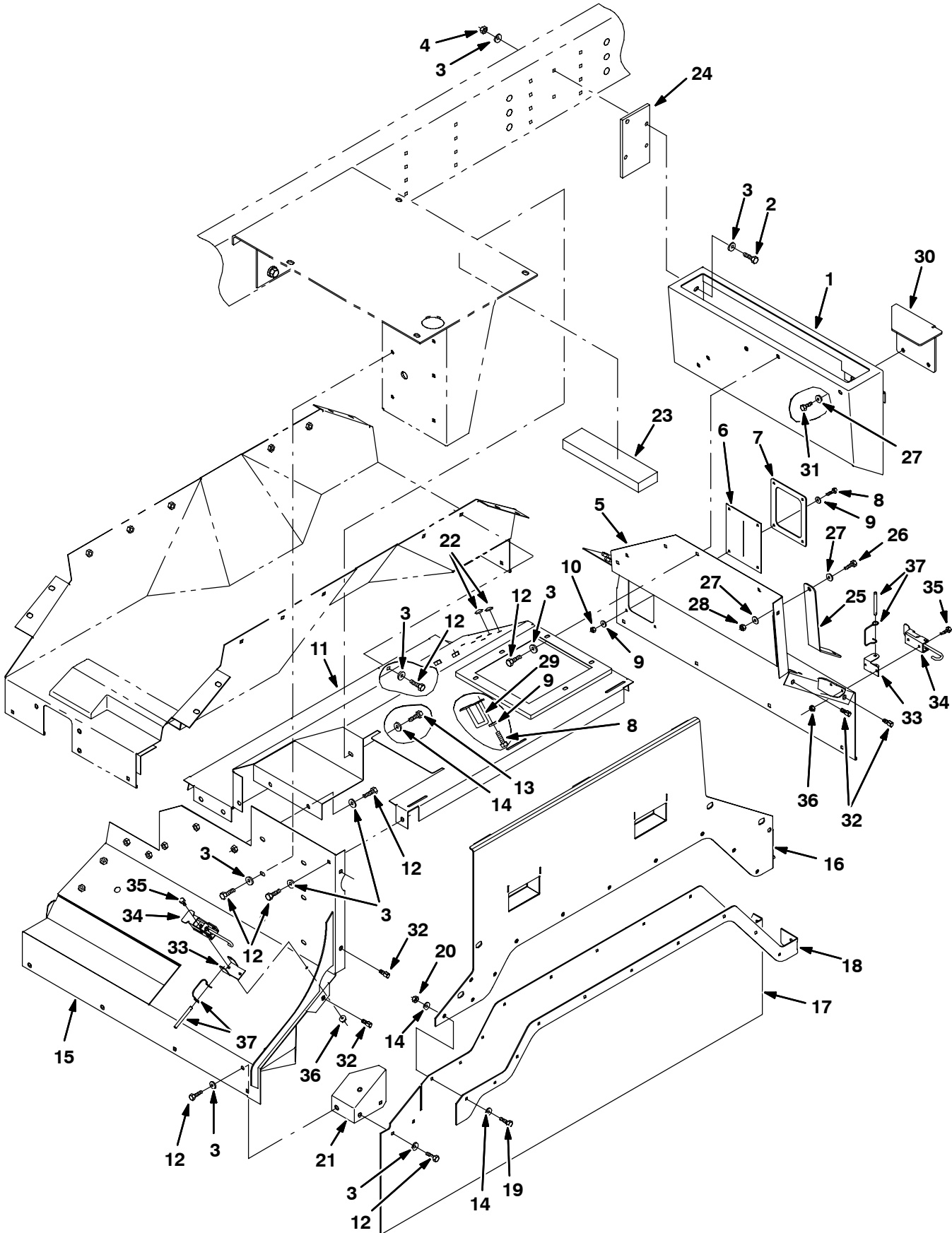




Fig. 4 - Left Dry Dust Control Shroud Group (002500- )

Ref.	Tennant Part No.	Machine Serial Number	Description	Qty.
1	395298	(002500- )	Mount, Rear, Lh	1
2	12317	(002500- )	Screw, Hex, M10 X 1.5 X 30, Ss	5
3	01686	(002500- )	Washer, Flat, .38 Ss	54
4	08714	(002500- )	Nut, Hex, Lock, M10 X 1.5, NI, Ss	5
5	395349	(002500- )	Panel, Rear, Lh	1
6	395430	(002500- )	Seal, Hole	1
7	395431	(002500- )	Retainer, Seal	1
8	08716	(002500- )	Screw, Hex, M06 X 1.0 X 20, Ss	6
9	01684	(002500- )	Washer, Flat, .25 Ss	10
10	08712	(002500- )	Nut, Hex, Lock, M06 X 1.0, NI, Ss	4
11	395358	(002500- )	Panel Wldt, Top, Lh	1
12	09028	(002500- )	Screw, Hex, M10 X 1.5 X 25, Ss	22
13	09740	(002500- )	Screw, Hex, M08 X 1.25 X 20, Ss	1
14	01685	(002500- )	Washer, Flat, .31 Ss	15
15	395348	(002500- )	Panel Wldt, Front, Lh	1
16	101546	(002500- )	Panel Wldt, Gutter Broom Lh	1
17	395990	(002500- )	Skirt, Dust, Access Panl (Rh Side Brush Only)	1
18	395939	(002500- )	Retainer, Skirt, LH (Rh Side Brush Only)	1
19	09010	(002500- )	Screw, Hex, M08X1.25, Ss (Rh Side Brush Only)	10
20	08713	(002500- )	Nut, Hex, Lock, M08X1.25, NI, Ss (Rh Side Brush Only)	11
21	396428	(002500- )	Brkt, Mtg, Skirt (Rh Side Brush Only)	1
22	02431	(002500- )	Button, Plug, 0.56h .03-.12 [Black Nyl]	2
23	1002590	(002500- )	Seal, Foam (Rh Side Brush Only)	1
24	1009905	(002500- )	Plate, Adaptor	1
25	1012499	(002500- )	Plate, Cover, Grease	1
26	09740	(002500- )	Screw, Hex, M8 X 1.25 X 20, Ss	2
27	32491	(002500- )	Washer, Flat, 0.31 Std	6
28	08709	(002500- )	Nut, Hex, Lock, M8 X 1.25, NI	2
29	1007715	(002500- )	Bar Wldt, Mtg, Hose	1
30	1014089	(002500- )	Bracket, Sppt	1
31	16931	(002500- )	Screw, Hex, M8 X 1.25 X 20, 8.8	2
32	1015417	(002500- )	Pin, Guide	4
33	1015408	(002500- )	Bracket, Retainer	2
34	1015679	(002500- )	Latch	2
35	15678	(002500- )	Screw, Hex, M6 X 1.0 X 16, Ss	4
36	07790	(002500- )	Nut, Hex, Flng, M6 X 1.0	4
37	84581	(002500- )	Pin Assy, Side Brush W/Clip	2

Fig. 5 - Left Gutter Broom Dry Dust Control Group

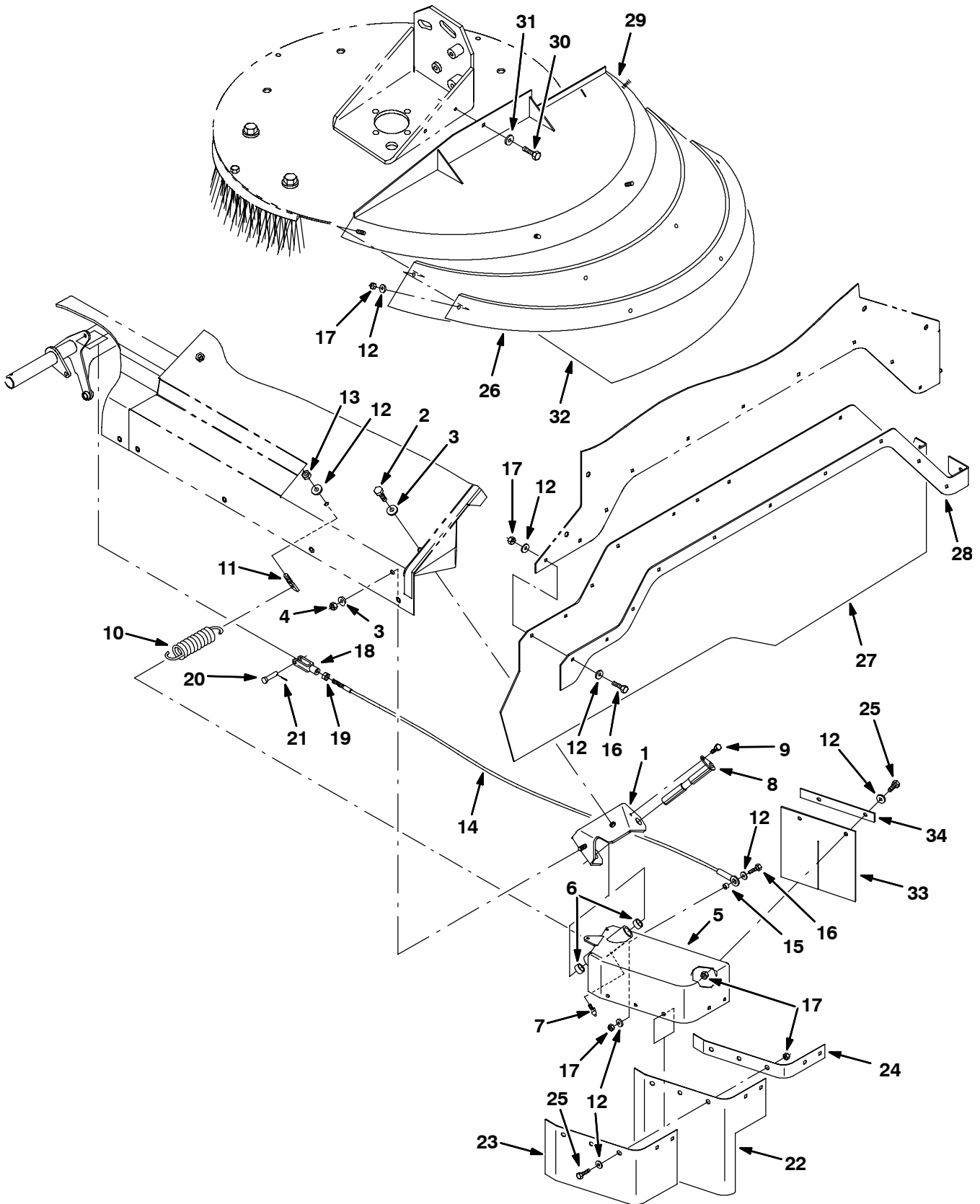
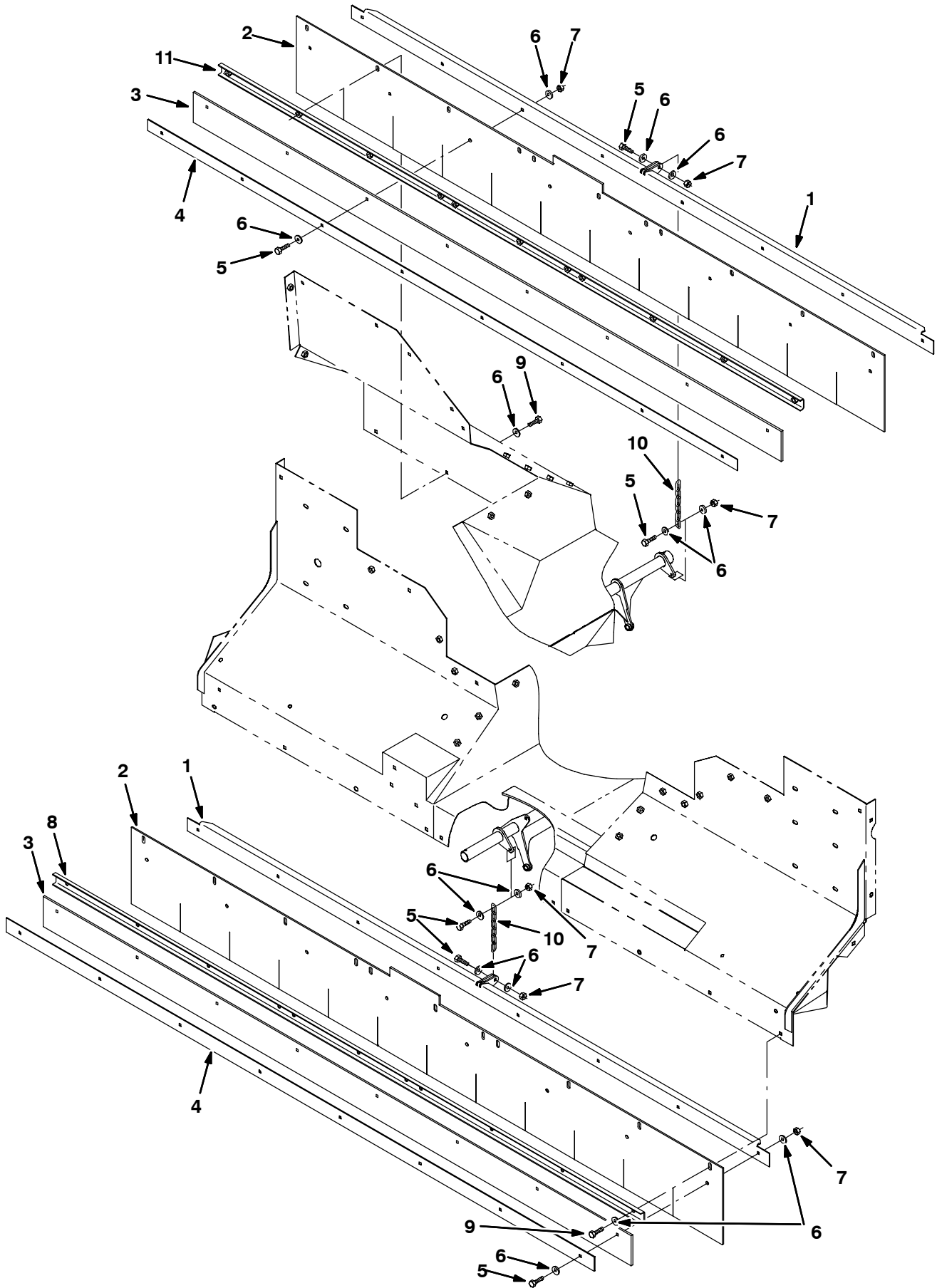


Fig. 5 - Left Gutter Broom Dry Dust Control Group

Ref.	Tennant Part No.	Machine Serial Number	Description	Qty.
1	395419	(002001-	) Bracket, Mtg, Lh	1
2	12317	(002001-	) Screw, Hex, M10 X 1.5 X 30, Ss	1
3	01686	(002001-	) Washer, Flat, .38 Ss	2
4	08714	(002001-	) Nut, Hex, Lock, M10 X 1.5, NI, Ss	1
5	395440	(002001-	) Bumper Wldt, Lh	1
6	72763	(002001-	) Bushing, Flng, 0.75b 0.88d 0.75l	2
7	06418	(002001-	) Fitting, Grease, Str Pm02 .66l	1
8	396299	(002001-	) Shaft Wldt	1
9	74455	(002001-	) Screw, Hex, M06 X 1.0 X 12, Fmg	1
10	395594	(002001-	) Spring, Extn, 1.50od X 0.18wir, 7.5l	1
11	69998	(002001-	) Bolt, Eye, M08x1.25 X 030mm 8.0 Eye	1
12	01685	(002001-	) Washer, Flat, .31 Ss	35
13	07786	(002001-	) Nut, Hex, Std, M08 X 1.25, Ss	1
14	395445	(002001-	) Cable, .19d, 48.38l, .50 Eye/M10	1
15	222516	(002001-	) Sleeve, P/M, 0.496d 0.318b 0.31l 430ss	1
16	09010	(002001-	) Screw, Hex, M08 X 1.25 X 25, Ss	11
17	08713	(002001-	) Nut, Hex, Lock, M08 X 1.25,NI, Ss	23
18	12267	(002001-	) Clevis, Adj, 0.38pin, M10x1.5	1
19	32716	(002001-	) Nut, Hex, Jam, M10 X 1.5, Ss	1
20	46657	(002001-	) Pin, Clevis, 0.37 D X 1.25l	1
21	39005	(002001-	) Pin, Cotter, .094 X 0.75	1
22	395466	(002001-	) Skirt, Dust	1
23	395937	(002001-	) Skirt, Backup, Dust	1
24	395465	(002001-	) Strip, Retainer, Skirt	1
25	09011	(002001-	) Screw, Hex, M08 X 1.25 X 30, Ss	7
26	395528	(002001-	) Retainer, Skirt	1
27	395469	(002001-	) Skirt, Dust, Access Panel	1
28	395939	(002001-	) Retainer, Skirt, Lh	1
29	395524	(002001-	) Shroud Wldt, Dust, Lh	1
30	06961	(002001-	) Screw, Hex, M10 X 1.5 X 20, 8.8	2
31	32492	(002001-	) Washer, Flat, .38 Std	2
32	395527	(002001-	) Skirt, Dust, Shrd	1
33	396361	(002001-	) Skirt, Bmpr, Inside	1
34	396391	(002001-	) Retainer, Skirt	1

Fig. 6 - Dry Dust Control Skirts Group



**Fig. 6 - Dry Dust Control Skirts Group**

<b>Ref.</b>	<b>Tenant Part No.</b>	<b>Machine Serial Number</b>	<b>Description</b>	<b>Qty.</b>
1	395678	(002001-	) Lift Wldt, Skirt	2
2	395761	(002001-	) Skirt, Dust, Front	2
3	395763	(002001-	) Skirt, Backup, Dust	2
4	395762	(002001-	) Strip, Backing, Skirt	2
5	12317	(002001-	) Screw, Hex, M10 X 1.5 X 30, Ss	20
6	01686	(002001-	) Washer, Flat, .38 Ss	62
7	08714	(002001-	) Nut, Hex, Lock, M10 X 1.5, NI, Ss	20
8	395914	(002001-	) Channel, Mtg, Skirt	1
9	09028	(002001-	) Screw, Hex, M10 X 1.5 X 25, Ss	22
10	395931	(002001-	) Chain, Str, 4/0	2
11	395760	(002001-	) Channel, Mtg, Skirt	1

Fig. 7 - Dry Dust Control Center Shroud Group

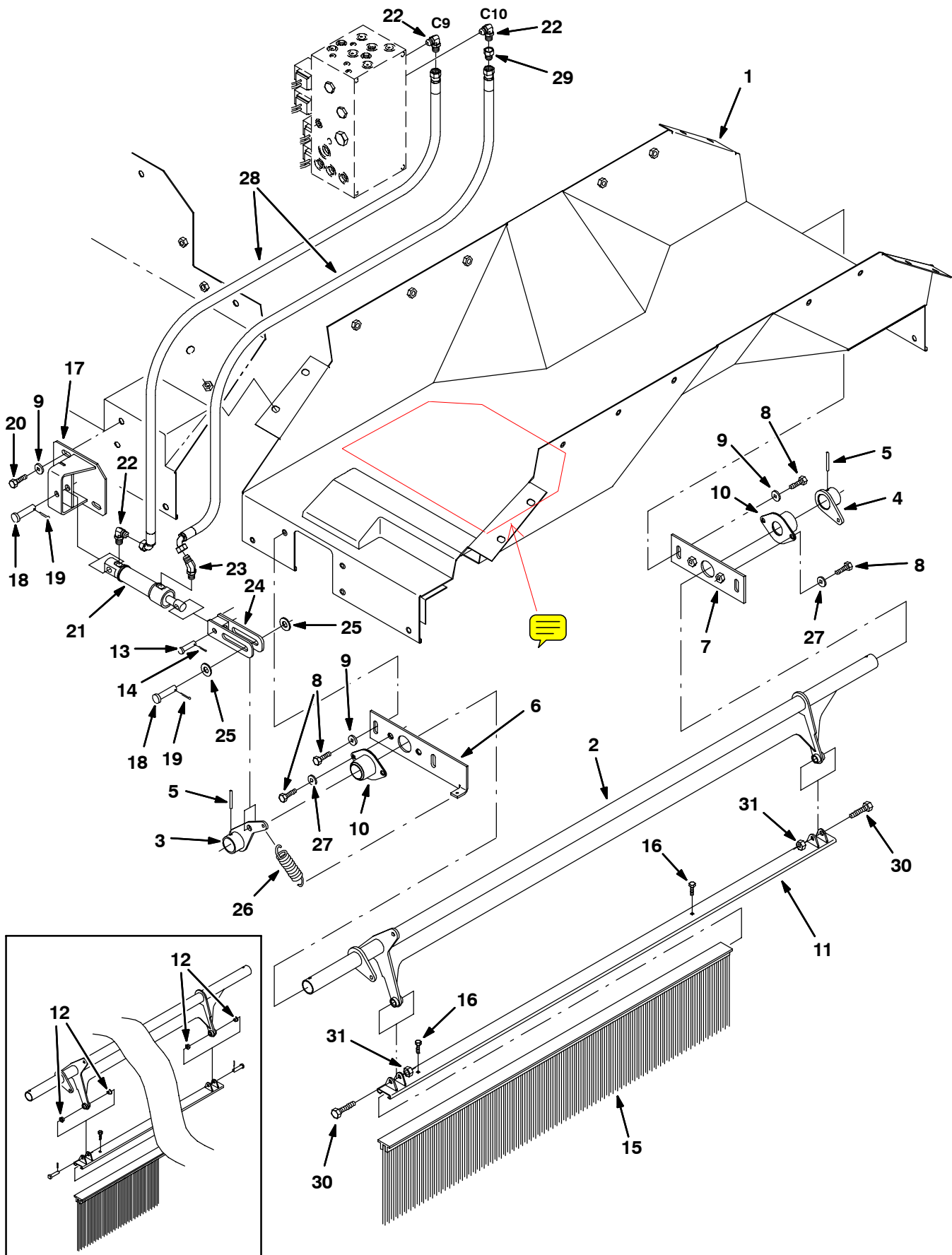


Fig. 7 - Dry Dust Control Center Shroud Group

Ref.	Tennant Part No.	Machine Serial Number	Description	Qty.
1	395346	(002001-	) Panel Wldt, Cntr	1
2	396130	(002001-	) Tube Wldt, Lift, Skirt, Cntr	1
3	396147	(002001-	) Arm Wldt, Lift, Skirt, Front	1
4	396133	(002001-	) Arm Wldt, Lift, Skirt, Cntr	1
5	1008231	(002001-	) Pin, Spirol, .187d, 1.75l, .185/.187	2
6	396143	(002001-	) Plate, Mtg, Lift, Skirt, Front	1
7	396142	(002001-	) Plate, Mtg, Lift, Skirt, Rear	1
8	09291	(002001-	) Screw, Hex, M10 X 1.5 X 20, Ss	8
9	01686	(002001-	) Washer, Flat, .38 Ss	7
10	396157	(002001-	) Bearing, Flng, 2-Hole, 1.25b	2
11	396164	(002001-	) Channel Wldt, Skirt, Brush, Cntr	1
12	44238-10	(002001-003020	) Bushing, Flng, 0.37b 0.50d 0.25l	4
13	29558	(002001-	) Pin, Clevis, 0.37 D X 1.50l	1
14	39005	(002001-	) Pin, Cotter, .094 X 0.75	1
15	396160	(002001-	) Deflector, Brush, Skirt, Cntr	1
16	58230	(002001-	) Screw, Hex, .25-14 X 0.50, Fmg, [Ab]	2
17	396150	(002001-	) Plate Wldt, Mtg, Cyl, Lift, Skirt	1
18	63147	(002001-	) Pin, Clevis, 0.50 D X 1.87l	2
19	08182	(002001-	) Pin, Cotter, .125 X 1.00	2
20	09028	(002001-	) Screw, Hex, M10 X 1.5 X 25, Ss	3
21	394431	(002001-	) Cylinder, Hyd 1.0b,07.8l,02.75strk,3000	1
22	77097	(002001-	) Fitting, Hyd, E90, Jm04/Om04	5
23	34359	(002001-	) Fitting, Hyd, E45, Jm04/Om04	1
24	396144	(002001-	) Clevis Wldt, Lift, Skirt	1
25	64154	(002001-	) Washer, 0.53b 1.12d .11, Stl, Pl	2
26	379217	(002001-	) Spring, Extn, 1.00od X 0.11wir, 5.5l	1
27	33924	(002001-	) Washer, Flat, M10, 10.5x21x2ss	4
28	396250	(002001-	) Hose, Hyd,Tc 04, Jf04str /Jf04e90 ,156.0	2
29	79447	(002001-	) Fitting, Hyd, Rst, Jm04/.036	2
30	59159	(003021-	) Screw, Hex, .38-16 X 1.75, Ss	2
31	59156	(003021-	) Nut, Hex, Lock, .38-16, NI, Ss	2

Fig. 8 - Right Gutter Broom Dry Dust Control Group

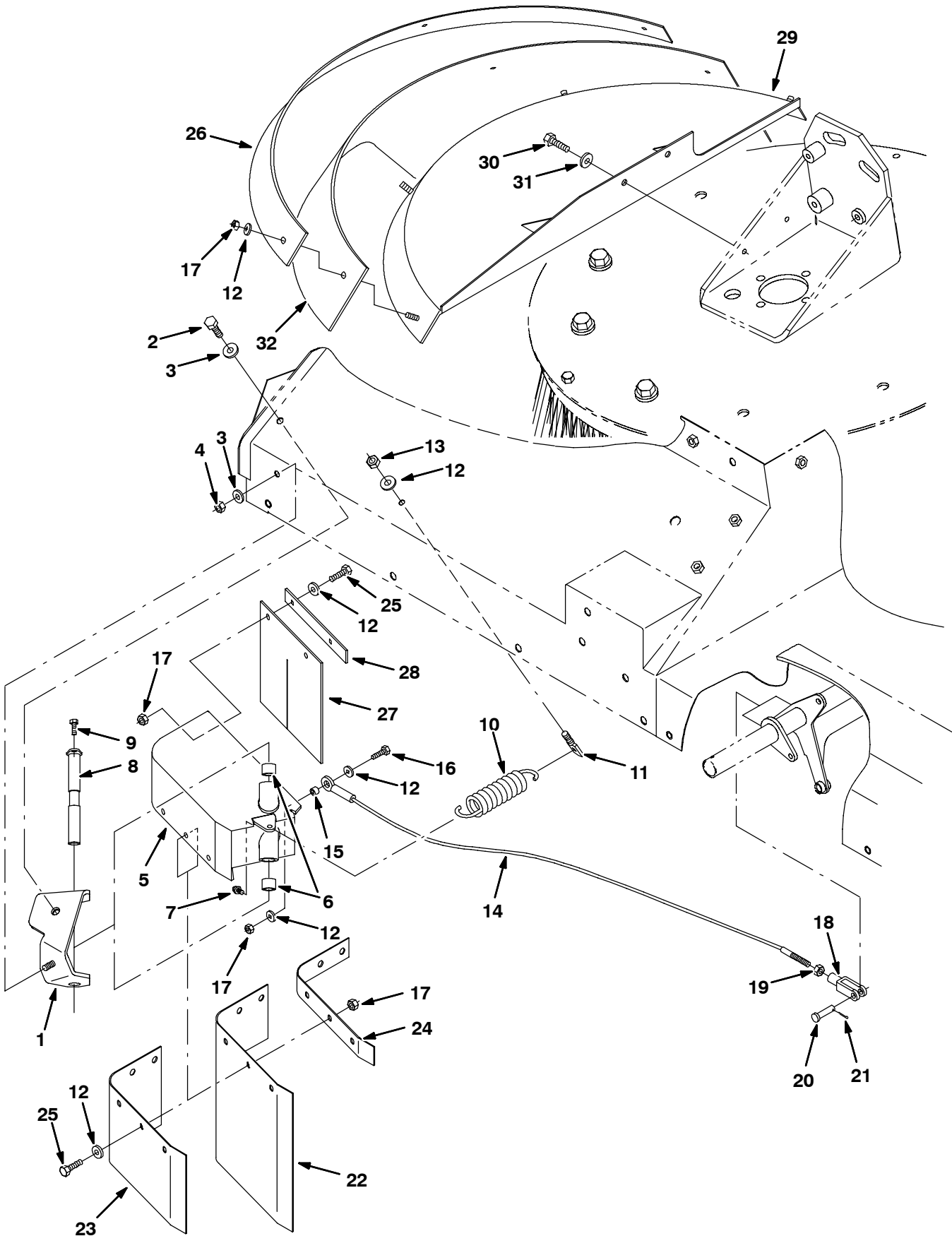
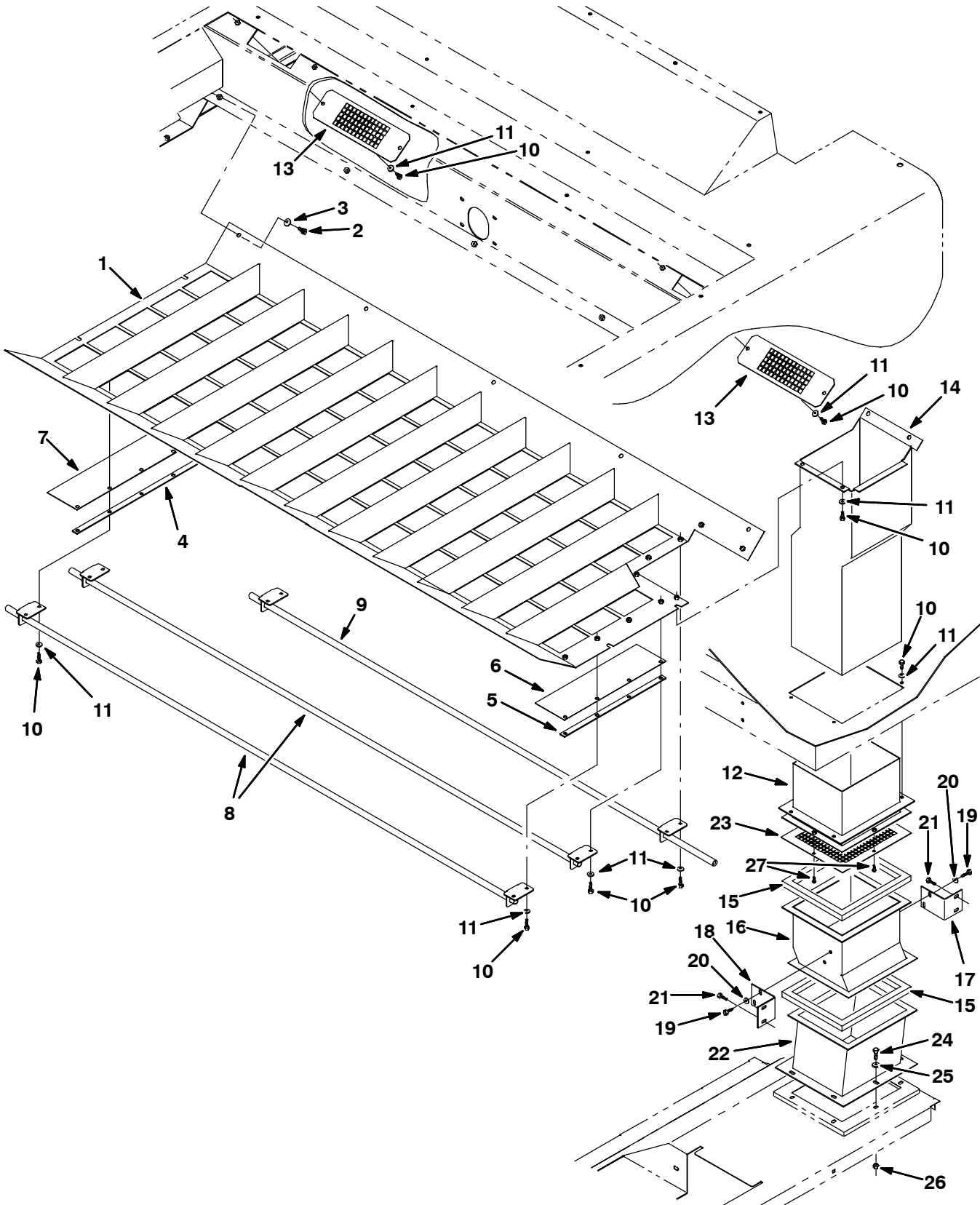




Fig. 8 - Right Gutter Broom Dry Dust Control Group

Ref.	Tennant Part No.	Machine Serial Number	Description	Qty.
1	395418	(002001-	) Bracket, Mtg, Rh	1
2	12317	(002001-	) Screw, Hex, M10 X 1.5 X 30, Ss	1
3	01686	(002001-	) Washer, Flat, .38 Ss	2
4	08714	(002001-	) Nut, Hex, Lock, M10 X 1.5, NI, Ss	1
5	395438	(002001-	) Bumper Wldt, Rh	1
6	72763	(002001-	) Bushing, Flng, 0.75b 0.88d 0.75l	2
7	06418	(002001-	) Fitting, Grease, Str Pm02 .66l	1
8	396299	(002001-	) Shaft Wldt	1
9	74455	(002001-	) Screw, Hex, M06 X 1.0 X 12, Fmg	1
10	395594	(002001-	) Spring, Extn, 1.50od X 0.18wir, 7.5l	1
11	69998	(002001-	) Pin, Spirol, .187d, 1.75l, .185/.187	1
12	01685	(002001-	) Washer, Flat, .31 Ss	14
13	07786	(002001-	) Nut, Hex, Std, M08 X 1.25, Ss	1
14	395443	(002001-	) Cable, .19d, 44.08l, .50 Eye/M10	1
15	222516	(002001-	) Sleeve, P/M, 0.496d 0.318b 0.31l 430ss	1
16	09010	(002001-	) Screw, Hex, M08 X 1.25 X 25, Ss	1
17	08713	(002001-	) Nut, Hex, Lock, M08 X 1.25,NI, Ss	12
18	12267	(002001-	) Clevis, Adj, 0.38pin, M10x1.5	1
19	32716	(002001-	) Nut, Hex, Jam, M10 X 1.5, Ss	1
20	46657	(002001-	) Pin, Clevis, 0.37 D X 1.25l	1
21	39005	(002001-	) Pin, Cotter, .094 X 0.75	1
22	395466	(002001-	) Skirt, Dust	1
23	395937	(002001-	) Skirt, Backup, Dust	1
24	395465	(002001-	) Strip, Retainer, Skirt	1
25	09011	(002001-	) Screw, Hex, M08 X 1.25 X 30, Ss	7
26	395528	(002001-	) Retainer, Skirt	1
27	396361	(002001-	) Skirt, Bmpr, Inside	1
28	396391	(002001-	) Retainer, Skirt	1
29	395522	(002001-	) Shroud Wldt, Dust, Rh	1
30	06961	(002001-	) Screw, Hex, M10 X 1.5 X 20, 8.8	2
31	32492	(002001-	) Washer, Flat, .38 Std	2
32	395527	(002001-	) Skirt, Dust, Shrd	1

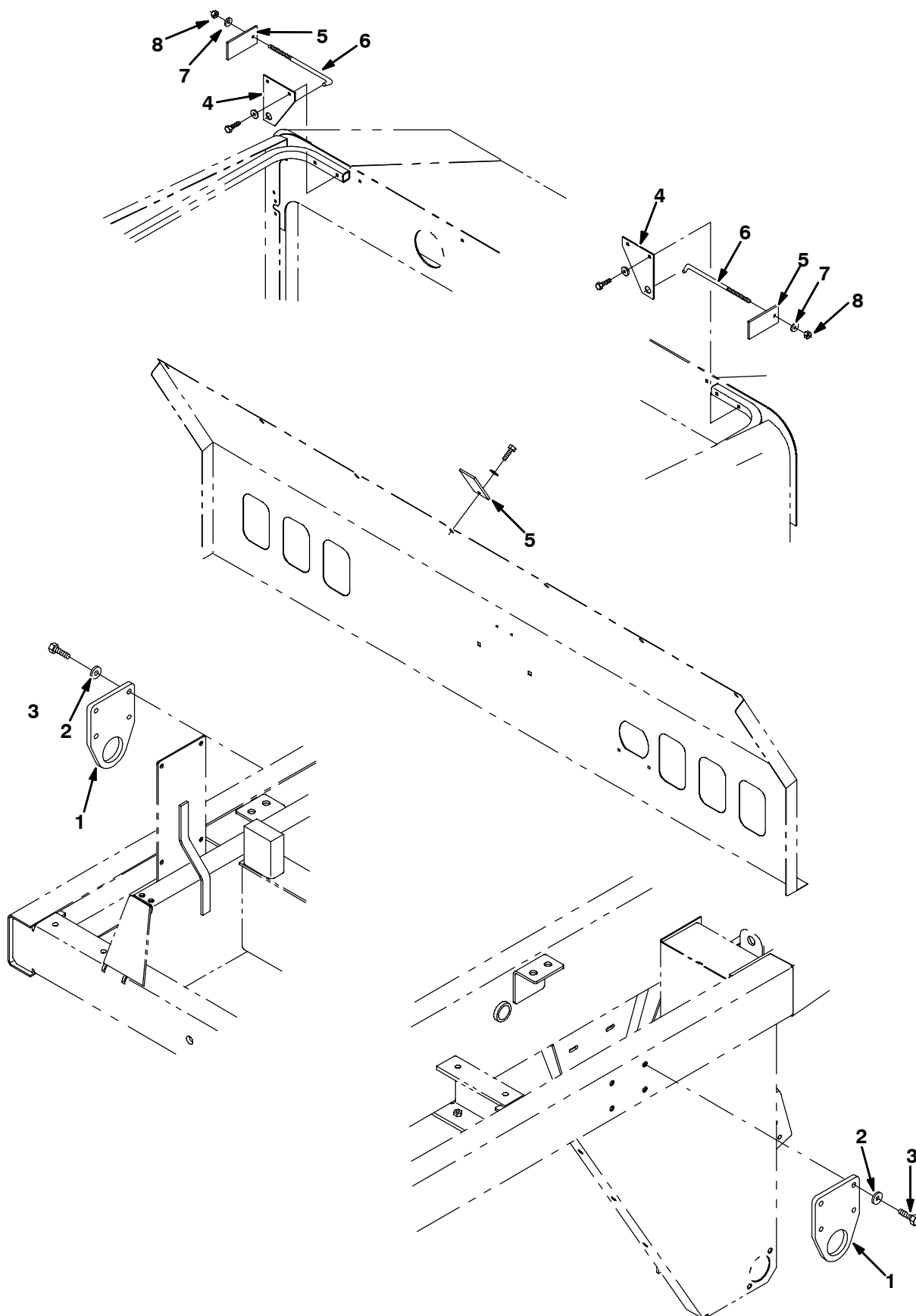
Fig. 9 - Gutter Broom Dry Dust Control Group



**Fig. 9 - Gutter Broom Dry Dust Control Group**

<b>Ref.</b>	<b>Tennant Part No.</b>	<b>Machine Serial Number</b>	<b>Description</b>	<b>Qty.</b>
1	395604	(002001-	) Plate Wldt, Tray	1
2	09010	(002001-	) Screw, Hex, M08 X 1.25 X 25, Ss	9
3	32491	(002001-	) Washer, Flat, .31 Std	9
4	394653	(002001-	) Bar, Retainer	11
5	394656	(002001-	) Bar, Retainer	1
6	394652	(002001-	) Blade, Seal	1
7	394657	(002001-	) Blade, Seal	11
8	395928	(002001-	) Tube Wldt, Sppt	2
9	395929	(002001-	) Tube Wldt, Sppt	1
10	06943	(002001-	) Screw, Hex, M06 X 1.0 X 20, 8.8	82
11	32483	(002001-	) Washer, Flat, .25 Sae	82
12	395498	(002001-	) Duct Wldt, Upper	1
13	395000	(002001-	) Screen	2
14	395885	(002001-	) Duct Wldt, Broom, Gutter	1
15	395296	(002001-	) Gasket, Vacuum, Duct	2
16	395917	(002001-	) Duct Wldt, Cntr	1
17	395924	(002001-	) Bracket, Angle	1
18	395923	(002001-	) Bracket, Angle	1
19	06942	(002001-	) Screw, Hex, M06 X 1.0 X 16, 8.8	4
20	32490	(002001-	) Washer, Flat, .25 Std	4
21	361339	(002001-	) Screw, Hex, M06 X 1.0 X 16, Fmg	4
22	395295	(002001-	) Duct Wldt, Lower	1
23	396611	(002001-	) Screen, Vacuum	1
24	16931	(002001-	) Screw, Hex, M08 X 1.25 X 20, 8.8	6
25	32491	(002001-	) Washer, Flat, .31 Std	6
26	08709	(002001-	) Nut, Hex, Lock, M08 X 1.25,NI	6
27	09164	(002001-	) Screw, Btn, M06 X 1.00 X 20, Blk	4

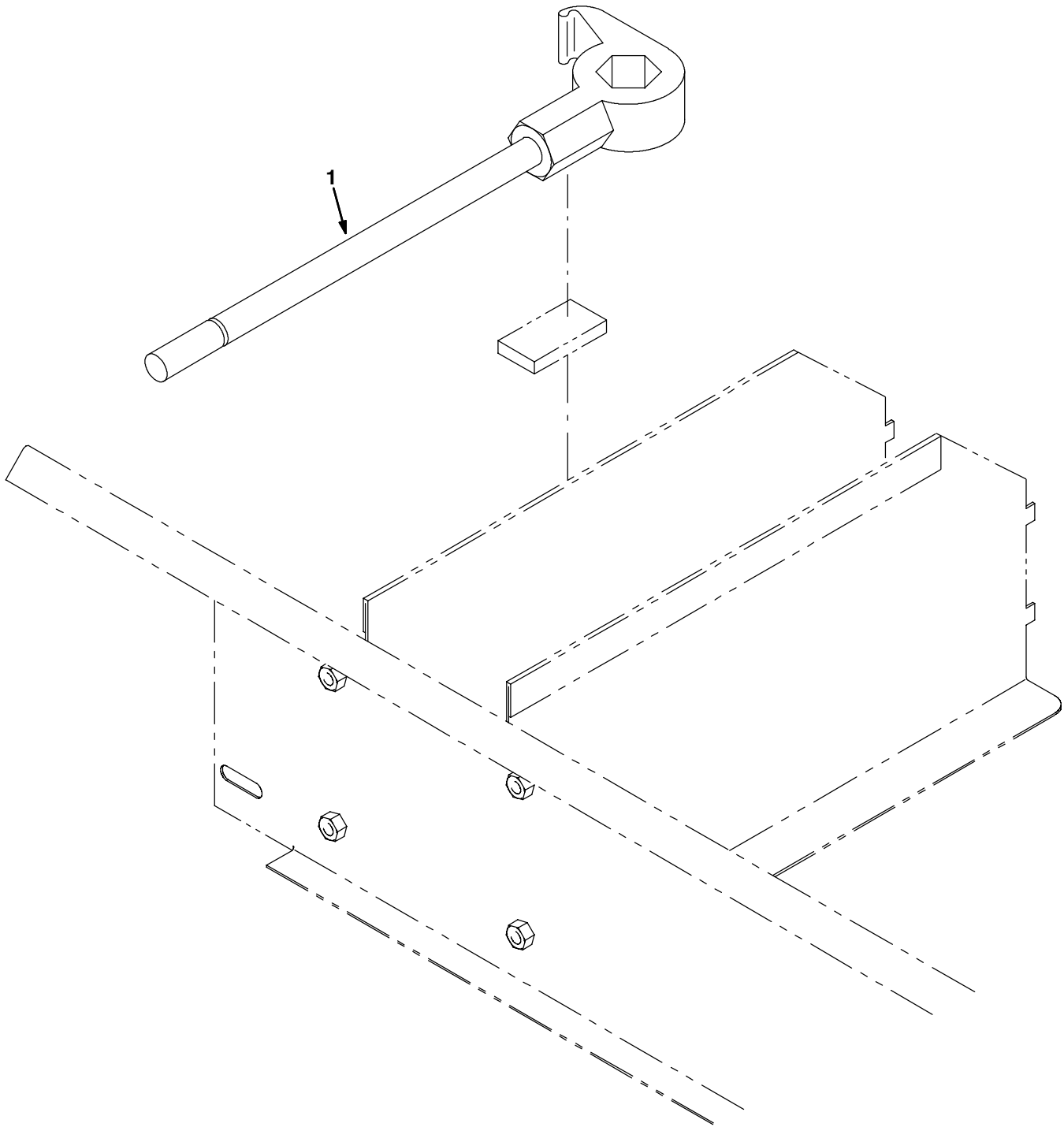
Fig. 10 - Transport Group



**Fig. 10 - Transport Group**

<b>Ref.</b>	<b>Tenant Part No.</b>	<b>Machine Serial Number</b>	<b>Description</b>	<b>Qty.</b>
1	395660	(002001-	) Bracket, Tie-Down	2
2	32492	(002001-	) Washer, Flat, .38 Std	8
3	07299	(002001-	) Screw, Hex, M10 X 1.25 X 25, 8.8	8
4	396685	(002001-	) Plate, Sppt	2
5	396686	(002001-	) Plate, Sppt	3
6	13015	(002001-	) Bolt, Hold-Down, Battery 08.5l	2
7	39349	(002001-	) Washer, Flat, 0.31 Sae	2
8	32983	(002001-	) Nut, Hex, Lock, .31-18, NI	2

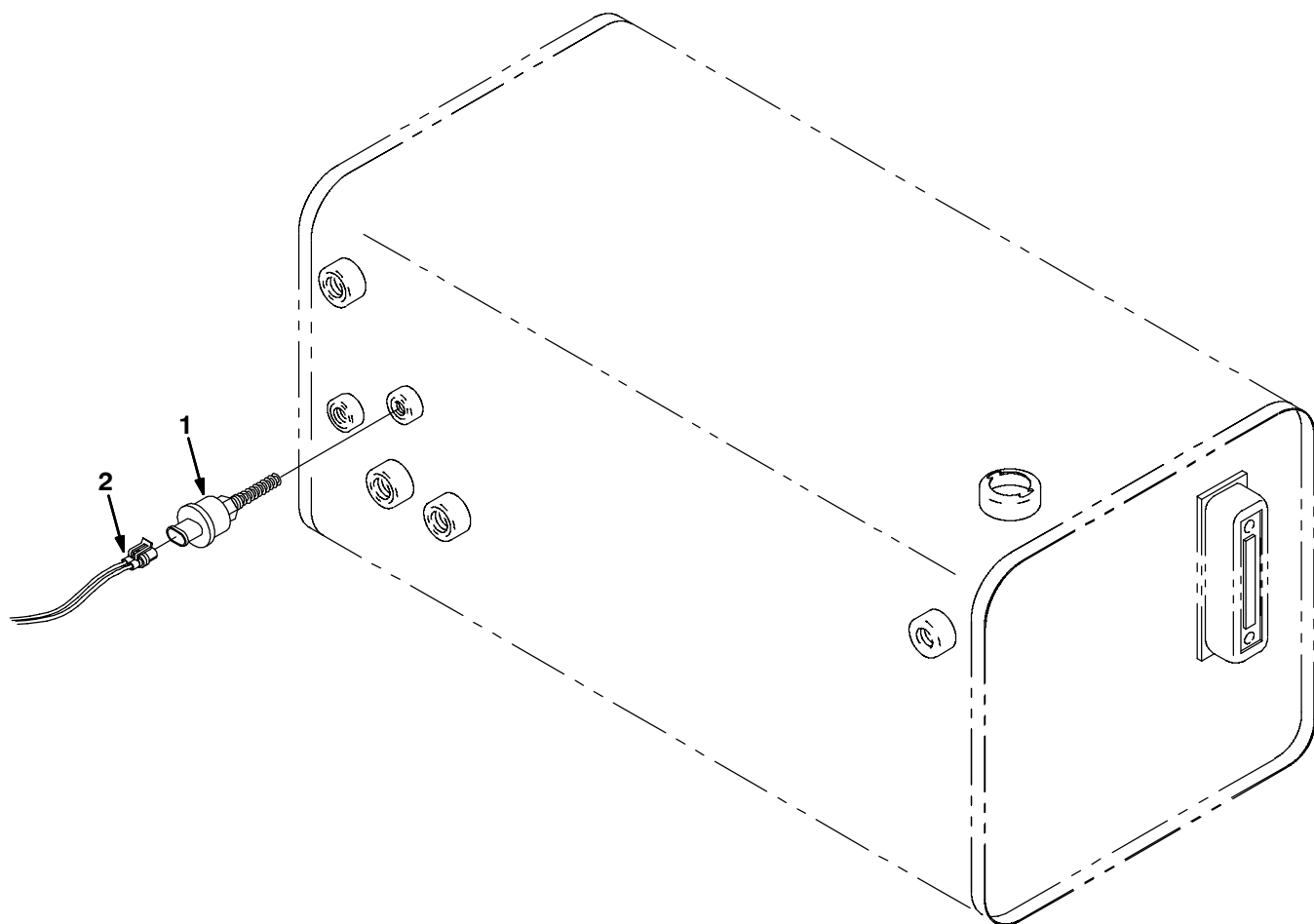
**Fig. 11 - Water Hydrant Wrench**



353740

Ref.	Tennant Part No.	Machine Serial Number	Description	Qty.
1	768318	(002001-	) Wrench, Hydrant	1

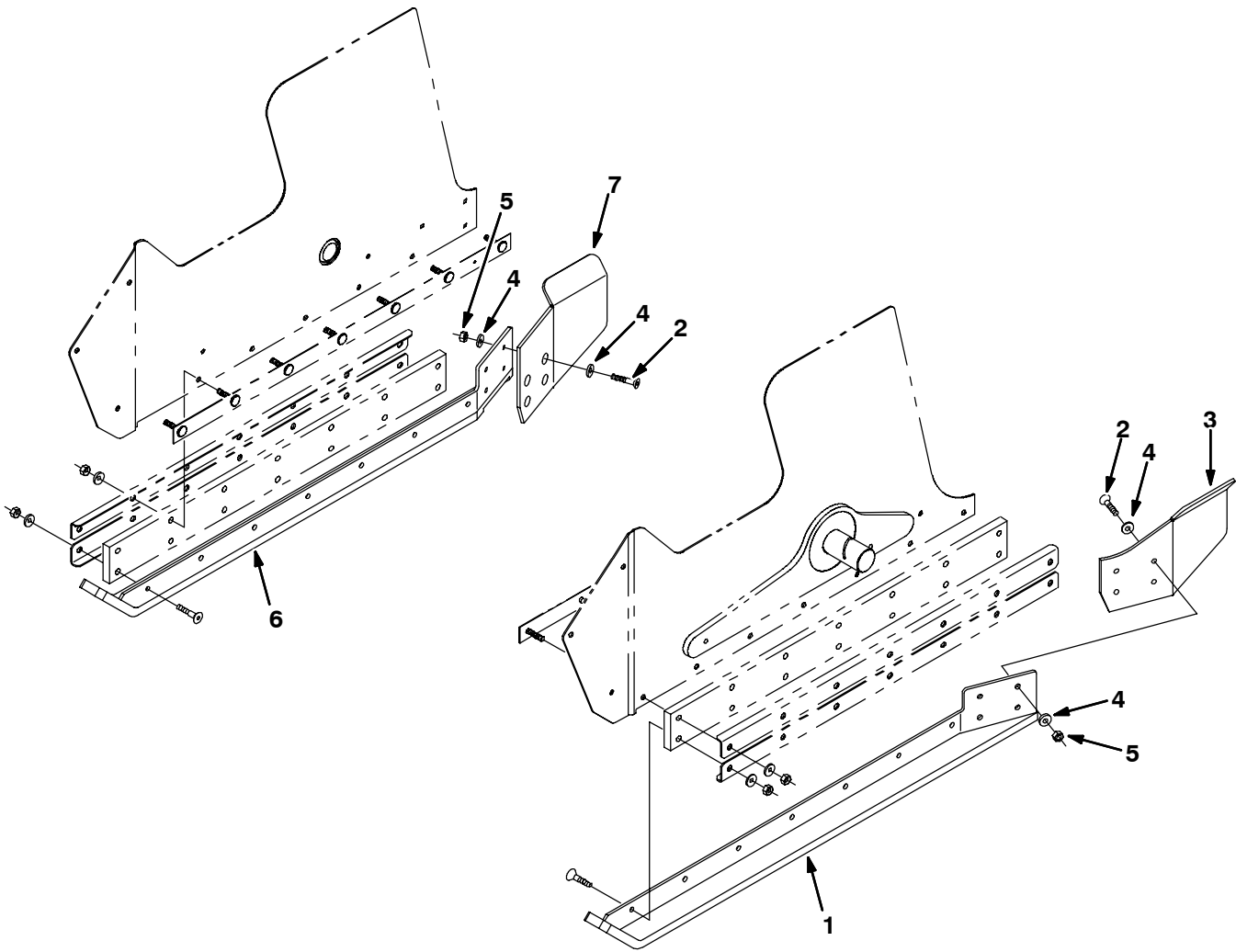
Fig. 12 - Hydraulic Oil Shutdown Group



353740

Ref.	Tennant Part No.	Machine Serial Number	Description	Qty.
1	770547	(002001-	) Switch, Fluid Level Sensor	1
2	396785	(002001-	) Harness, Jumper, Level Sensor	1

**Fig. 13 - Carbide Drag Shoe Group**

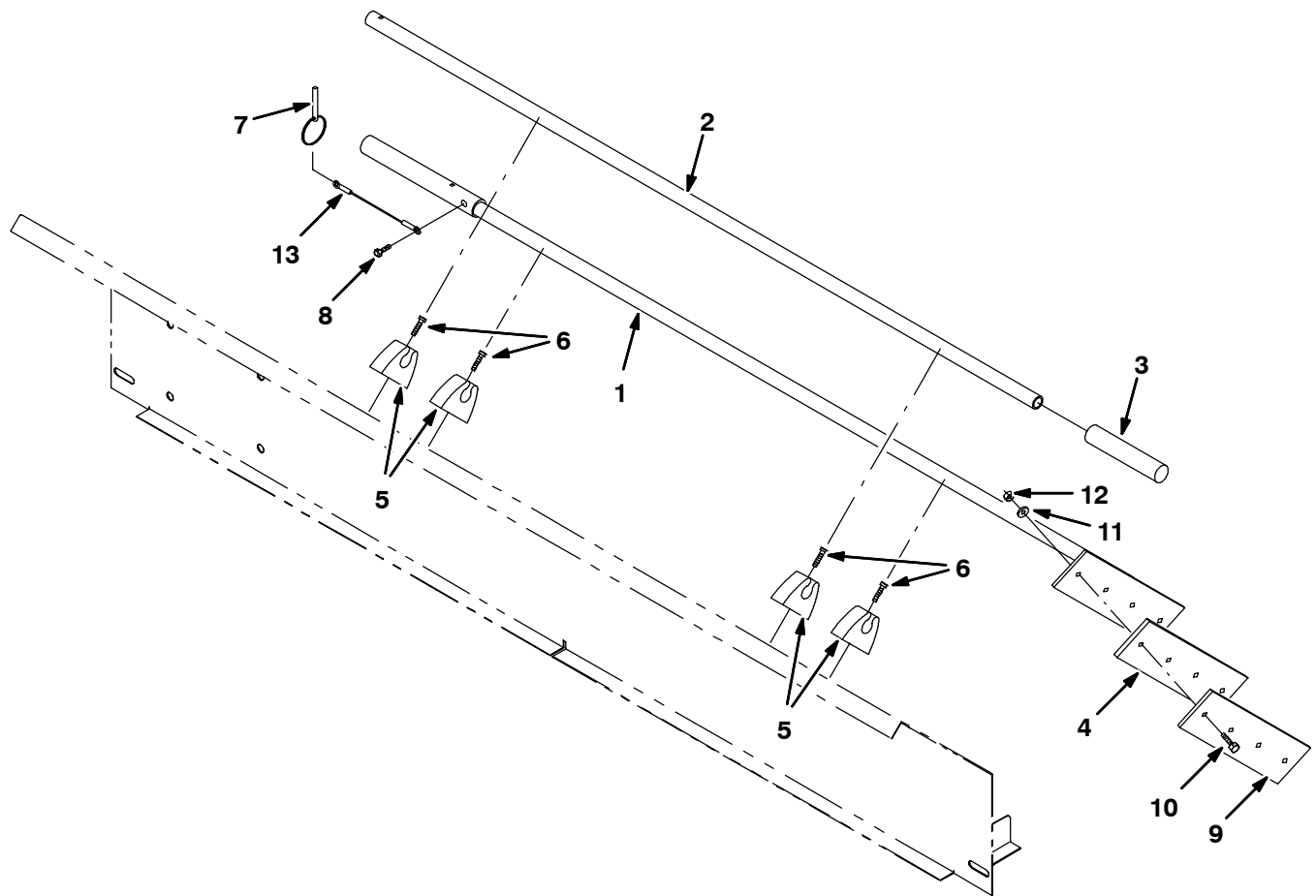


353742

Ref.	Tennant Part No.	Machine Serial Number	Description	Qty.
1	9000275	(002001-	) Shoe Kit, Modif	1
2	395825	(002001-	) Screw, Flt, M10 X 1.5 X 30, 10.9	8
3	394304	(002001-	) Plate, Shield, Brush, Lh	1
4	32492	(002001-	) Washer, Flat, .38 Std	8
5	41430	(002001-	) Nut, Hex, Lock, M10 X 1.5, NI	8
6	9000278	(002001-	) Shoe Kit, Rh, Modif	1
7	394305	(002001-	) Plate, Shield, Brush, Rh	1



Fig. 14 - Hopper Cleanout Tool



353753

Ref.	Tennant Part No.	Machine Serial Number	Description	Qty.
1	396542	(002001- )	Handle Wldt, Cleanout Tool	1
2	396540	(002001- )	Handle, Tube	1
3	03292B	(002001- )	Grip, Handle, Round	1
4	79515	(002001- )	Blade, Squeege, Tool, Sludge Remove	1
5	760660	(002001- )	Clip	4
6	24265	(002001- )	Screw, Pan, M04 X 0.7 X 16, Ss	4
7	396606	(002001- )	Pin, Hitch	1
8	55845	(002001- )	Screw, Hex, M05 X 0.8 X 16, Fmg	1
9	79508-1	(002001- )	Strip, Stl, 0.11th X 02.50w, 10.00l	1
10	09007	(002001- )	Screw, Hex, M06 X 1.0 X 25, Ss	4
11	32490	(002001- )	Washer, Flat, .25 Std	4
12	08712	(002001- )	Nut, Hex, Lock, M06 X 1.0, NI, Ss	4
13	55038	(002001- )	Cable, .06d, 05.8l, .26eye /.26eye	1

Fig. 15 - Left Gutter Broom Motor Group

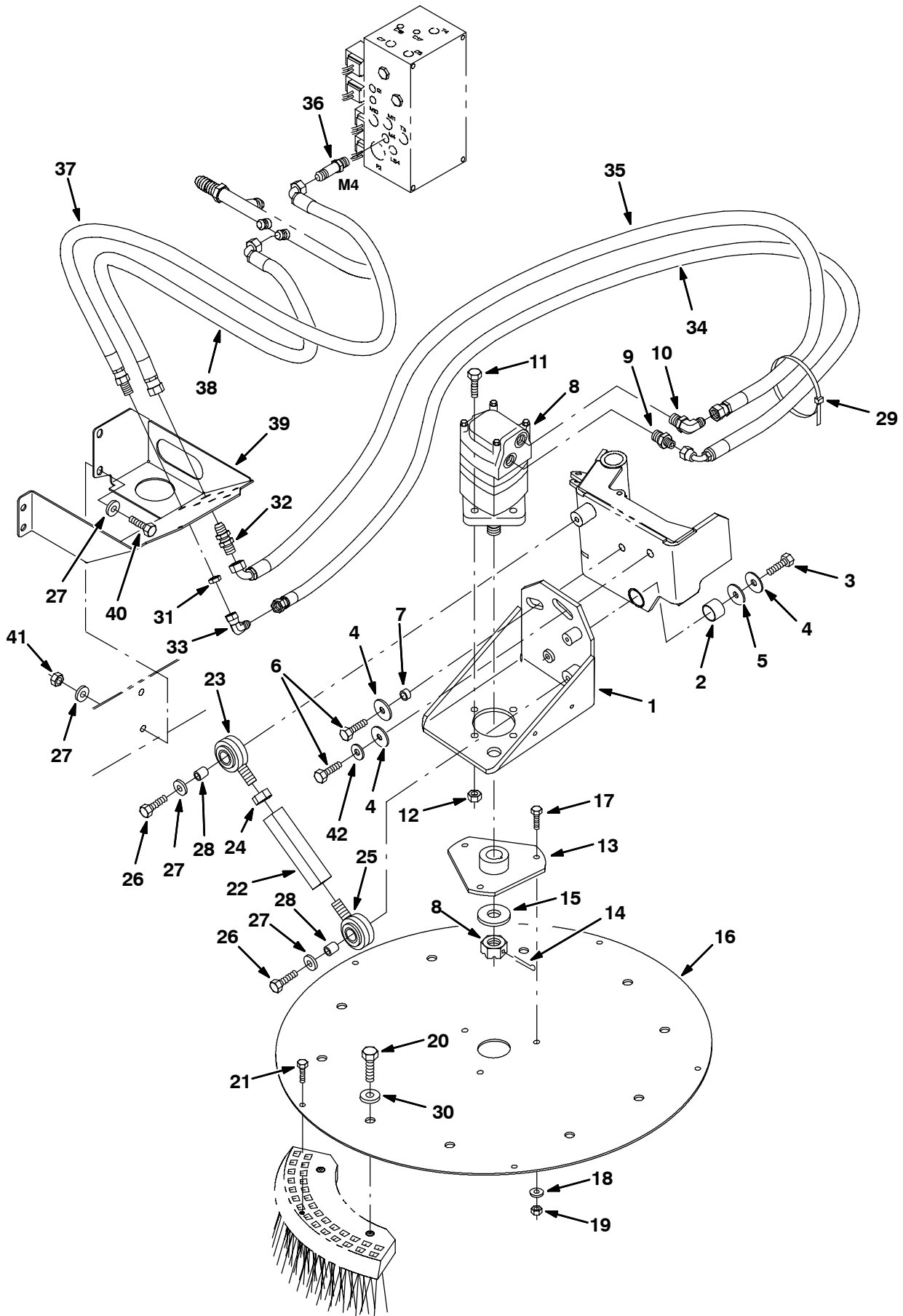
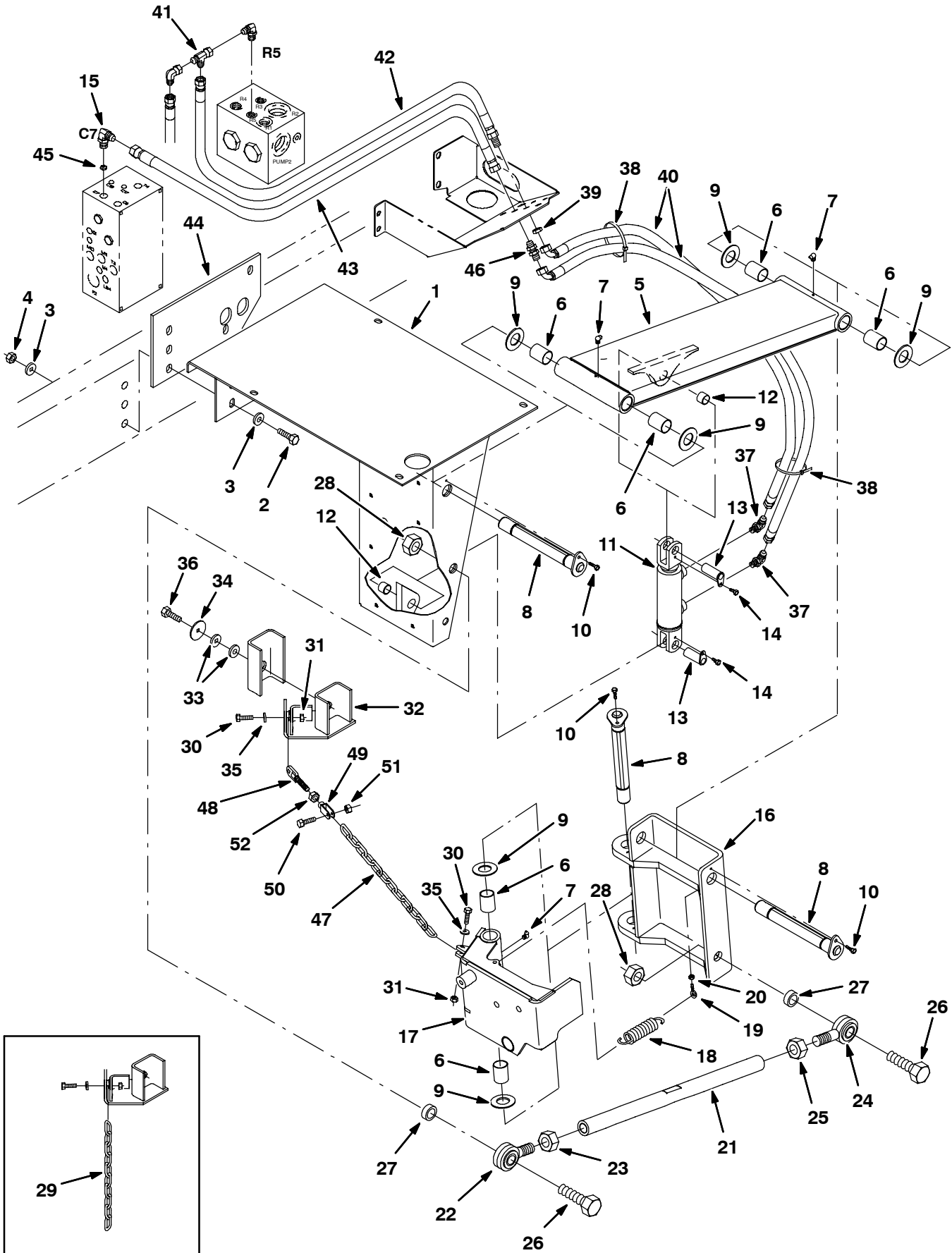


Fig. 15 - Left Gutter Broom Motor Group

Ref.	Tennant Part No.	Machine Serial Number	Description	Qty.
1	395012	(002001-	) Mount Wldt, Motor, Lh	1
2	57936	(002001-	) Bushing, Sleeve, 1.25b 1.41d 1.00l, Tef	1
3	09745	(002001-	) Screw, Hex, M12 X 1.75 X 25, Ss	1
4	04414	(002001-	) Washer, 0.53b 1.88d .12, Stl, Pl	3
5	394628	(002001-	) Washer, 0.50b 1.75d .12, Nyl	1
6	09029	(002001-	) Screw, Hex, M12 X 1.75 X 40, Ss	2
7	395509	(002001-	) Bushing, Sleeve, 0.51b 0.75d .42l	1
8	394433	(002001-	) Motor, Hyd, Gear, [In] 11.9 B 3000 (See Breakdowns)	1
9	47508	(002001-	) Fitting, Hyd, Str, Jm06/Om10	1
10	56821	(002001-	) Fitting, Hyd, E90, Jm08/Om10	1
11	09029	(002001-	) Screw, Hex, M12 X 1.75 X 40, Ss	4
12	09741	(002001-	) Nut, Hex, Lock, M12 X 1.75, NI, Ss	4
13	761428	(002001-	) Hub, Brush	1
14	08202	(002001-	) Pin, Cotter, .125 X 1.75	1
15	32969	(002001-	) Washer, Flat, 1.00 Sae Hard	1
16	396737	(002001-	) Panel Wldt, Brush W/ Labels	1
17	12317	(002001-	) Screw, Hex, M10 X 1.5 X 30, Ss	3
18	01686	(002001-	) Washer, Flat, .38 Ss	3
19	08714	(002001-	) Nut, Hex, Lock, M10 X 1.5, NI, Ss	3
20	48415	(002001-	) Screw, Hex, .62-11 X 1.50, 5	10
21	27988	(002001-	) Screw, Hex, .38-16 X 1.50, 5	5
22	394629	(002001-	) Bar, Sq, Adj	1
23	368336	(002001-	) Rod-End, .75-16rh Mal 0.75b	1
24	35886	(002001-	) Nut, Hex, Jam, .75-16	1
25	394442	(002001-	) Rod-End, .75-16lh Mal 0.75b	1
26	09774	(002001-	) Screw, Hex, M12 X 1.75 X 50, Ss	2
27	32486	(002001-	) Washer, Flat, .50 Sae	6
28	394643	(002001-	) Tube, 0.75d 0.50b 0.844l	2
29	763113	(002001-	) Tie, Cable, 20.0l, 6.00d Max	3
30	15331	(002001-	) Washer, Flat, .62 Sae	10
31	35904	(002001-	) Fitting, Hyd, Nut, Jm06	1
32	82918	(002001-	) Fitting, Hyd, Str, Jm08/Jm08 Bkhd	1
33	47504	(002001-	) Fitting, Hyd, E90, Jm06/Jf06	1
34	386711	(002001-	) Hose, Hyd, Tc 06, Jf Str/E90 , 48.0l	1
35	396223	(002001-	) Hose, Hyd, Tc 08, Jf08str /Jf08e90 , 50.0	1
36	59577	(002001-	) Fitting, Hyd, Str, Jm06om06l	1
37	396778	(002001-	) Hose, Hyd, Tc06, Jm06strb/Jf06e90, 118.0	1
38	82820	(002001-	) Hose, Hyd, Med08, Jf08str /Jf08e90 , 34.0	1
39	1011868	(002001-	) Bracket, Hyd, Lh [ Duramax ]	1
40	394349	(002001-	) Screw, Hex, M12 X 1.75 X 45, 10.9 Pltd	2
41	394326	(002001-	) Nut, Hex, Std, M12 X 1.75, 10	2
42	36328	(002001-	) Washer, Belleville, .50	1

Fig. 16 - Left Gutter Broom Lift Group



**Fig. 16 - Left Gutter Broom Lift Group**

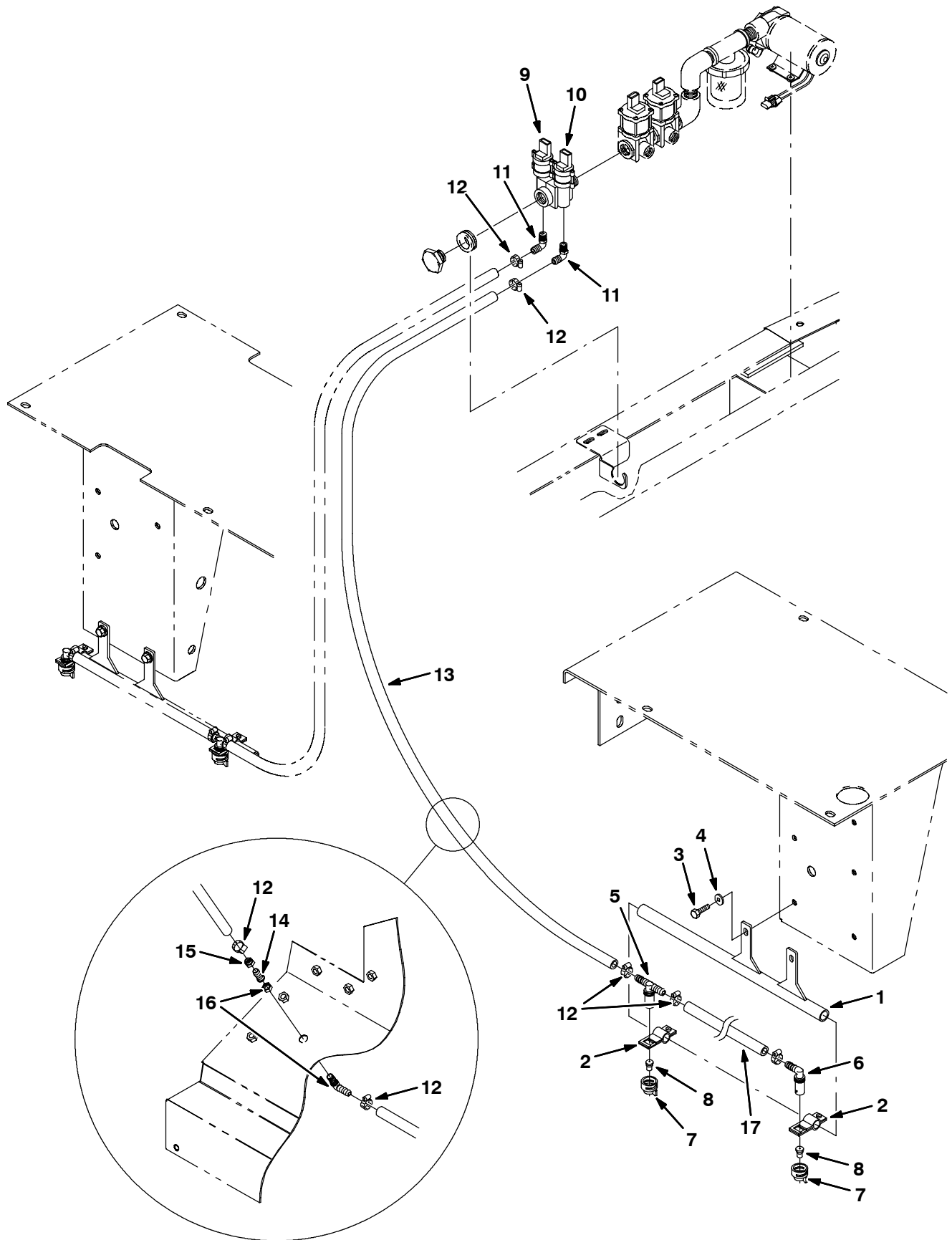
<b>Ref.</b>	<b>Tennant Part No.</b>	<b>Machine Serial Number</b>	<b>Description</b>	<b>Qty.</b>
1	394459	(002001-	) Mount Wldt, Lh	1
2	394349	(002001-	) Screw, Hex, M12 X 1.75 X 45, 10.9 Pltd	9
3	32493	(002001-	) Washer, Flat, .50 Std	14
4	394326	(002001-	) Nut, Hex, Std, M12 X 1.75, 10	9
5	394465	(002001-	) Arm Wldt, Lift	1
6	394445	(002001-	) Bearing, Journal	6
7	11048	(002001-	) Fitting, Grease, E90 Pm02 .84l	3
8	395389	(002001-	) Shaft Wldt	3
9	394446	(002001-	) Bearing, Thrust, 1.25b 2.38d 0.12w	6
10	74455	(002001-	) Screw, Hex, M06 X 1.0 X 12, Fmg	3
11	394452	(002001-	) Cylinder, Hyd 2.0b,11.3l,04.00strk,3000	1
12	394681	(002001-	) Bearing, Journal	2
13	1007105	(002001-	) Pin Wldt, Clevis	2
14	11635	(002001-	) SCREW, HEX, M6 X 1.0 X 12, SS, NL	2
15	56820	(002001-	) Fitting, Hyd, E90, Jm06/Om06	1
16	396731	(002001-	) Channel Wldt, Lh W/ Label	1
17	395014	(002001-	) Pivot Wldt, Lh	1
18	394461	(002001-	) Spring, Extn, 1.25od X 0.15wir, 7.0l	2
19	395387	(002001-	) Bolt, Eye, M6x1.0 X 1.5l, .39 Eye	2
20	07785	(002001-	) Nut, Hex, Std, M06 X 1.0 , Ss	2
21	394470	(002001-	) Bar, Adj	1
22	394443	(002001-	) Rod-End, 1.00-14rh Mal 1.00b	1
23	48988	(002001-	) Nut, Hex, Jam, 1.00-14	1
24	394444	(002001-	) Rod-End, 1.00-14lh Mal 1.00b	1
25	395518	(002001-	) Nut, Hex, Jam, 1.00-14, G5, Left	1
26	39912	(002001-	) Screw, Hex, 1.00-08 X 3.50, 5	2
27	1008860	(002001-	) Tube, Spacer, Pltd	2
28	02589	(002001-	) Nut, Hex, Lock, 1.00-08, NI	2
29	9000762	(002001-002129	) Chain Kit, Gutter Broom	1
30	77347	(002001-	) Screw, Hex, M10 X 1.5 X 35, Ss	2
31	08714	(002001-	) Nut, Hex, Lock, M10 X 1.5, NI, Ss	2
32	394967	(002001-	) Mount Wldt, Stop, Lh	1
33	32493	(002001-	) Washer, Flat, .50 Std	2
34	58228	(002001-	) Washer, 0.44b 2.00d .12, Stl, Pl	1
35	01686	(002001-	) Washer, Flat, .38 Ss	2
36	32731	(002001-	) Screw, Hex, M10 X 1.5 X 50, Ss	1
37	77098	(002001-	) Fitting, Hyd, E90, Jm06/Om04	2
38	763113	(002001-	) Tie, Cable, 20.0l, 6.00d Max	2
39	35904	(002001-	) Fitting, Hyd, Nut, Jm06	1
40	396221	(002001-	) Hose, Hyd,Tc 06, Jf06str /Jf06e90 , 40.0	2
41	42215	(002001-	) Fitting, Hyd, Tee, Jm06/Jm06/Jf06	1
42	396249	(002001-	) Hose, Hyd,Med06, Jm06strb/Jf06str , 70.0	1
43	396247	(002001-	) Hose, Hyd,Tc 06, Jf06str /Jf06str ,124.0	1
44	1008540	(002001-	) Plate, Adaptor, Lh	1
45	771086	(002001-	) Fitting, Hyd, Orifice, 0.047	1

**Fig. 16 - Left Gutter Broom Lift Group**

<b>Ref.</b>	<b>Tennant Part No.</b>	<b>Machine Serial Number</b>	<b>Description</b>	<b>Qty.</b>
46	16864	(002001-	) Fitting, Hyd, Str, Jm06/Jm06 Bh	1
47	1016597	(002130-	) Chain, 26 Link	1
48	1015977	(002130-	) Bolt, Eye, M12 X 1.75 X 55, 11.12 Eye	1
49	54467	(002130-	) Clevis, Adj, 0.38pin, M12x1.75	1
50	27988	(002130-	) Screw, Hex, .38-16 X 1.50, 5	1
51	50902	(002130-	) Nut, Hex, Lock, .38-16, NI	1
52	39313	(002130-	) Nut, Hex, Std, M12 X 1.75	1



Fig. 17 - Left Gutter Broom Water Pump Group



With Dry Dust Control Option



Fig. 17 - Left Gutter Broom Water Pump Group

Ref.	Tennant Part No.	Machine Serial Number	Description	Qty.
1	395934	(002001-	) Tube Wldt, Spray	1
2	394981	(002001-	) Clamp, Bar, Spray Nozzle	2
3	09010	(002001-	) Screw, Hex, M08 X 1.25 X 25, Ss	2
4	01685	(002001-	) Washer, Flat, .31 Ss	2
5	394982	(002001-	) Fitting, Plstc, Tee, Spray Nozzle	1
6	394983	(002001-	) Fitting, Plstc, E90, Spray Nozzle	1
7	394985	(002001-	) Cap, Nozzle, Spray, Plstc	2
8	395904	(002001-	) Nozzle, [Floodjet 30dt7.5]	2
9	396308	(002001-	) Valve Assy, Manifold, 12vdc [2209-1]	1
10	396307	(002001-	) Valve Assy, Manifold, 12vdc [2208-1]	1
11	65581	(002001-	) Fitting, Plstc, E90, Bm08/Pm04	2
12	54333	(002001-	) Clamp, Hose, Wormdrive, 0.31-0.88d	7
13	396514	(002001-	) Hose, Pvc, Brd, 0.50id 0.73od	1
14	396303	(002001-	) Fitting, Plstc, Str, Bm08/FIng	1
15	762234	(002001-	) Cap, Nozzle, Spray, Nylon	1
16	395513	(002001-	) Fitting, Plstc, E90, Bm12/Pm12	1
17	396512	(002001-	) Hose, Pvc, Brd, 0.50id 0.73od	1

Fig. 18 - Right Hand Side Brush Power Tilt Group

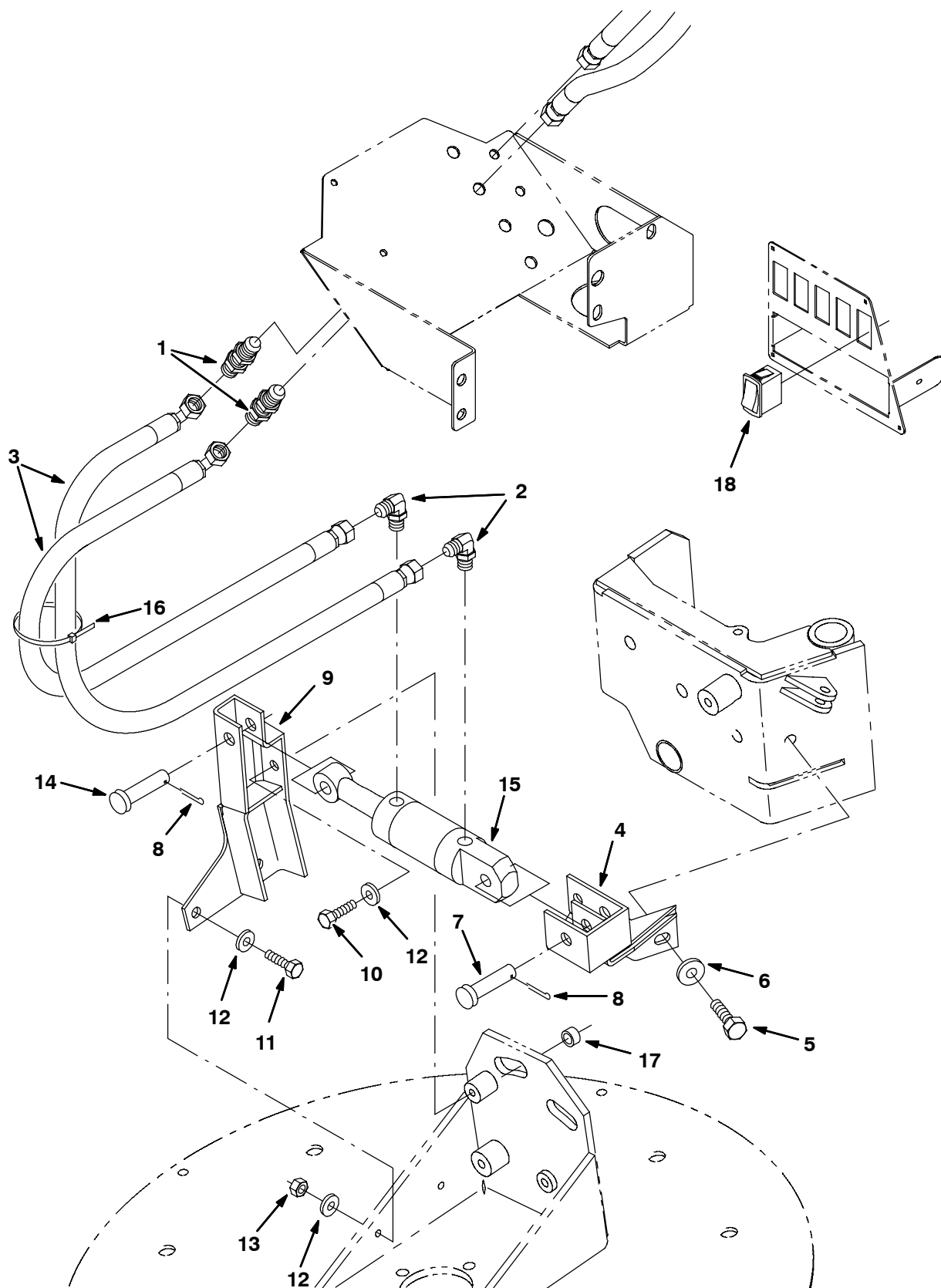
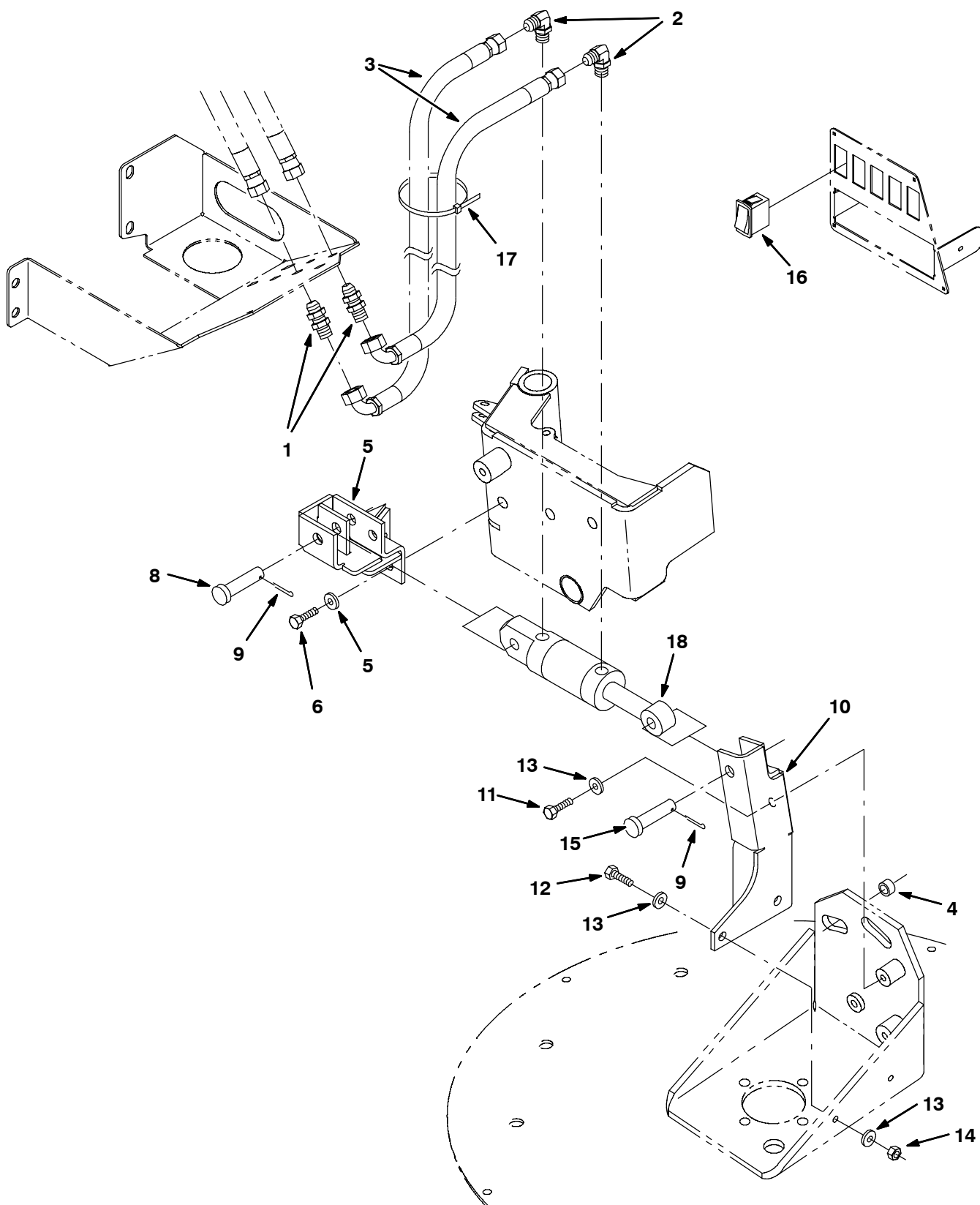


Fig. 18 - Right Hand Side Brush Power Tilt Group

Ref.	Tennant Part No.	Machine Serial Number	Description	Qty.
1	57977	(002001-	) Fitting, Hyd, Str, Jm04/Jm04 Bkhd	2
2	77097	(002001-	) Fitting, Hyd, E90, Jm04/Om04	2
3	59582	(002001-	) Hose, Hyd,Tc 04, Jf04str /Jf04e90 , 44.0	2
4	1005128	(002001-	) Mount Wldt, Cyl, Rh	1
5	41346	(002001-	) Screw, Hex, M12 X 1.75 X 30, 8.8	3
6	32493	(002001-	) Washer, Flat, 0.50 Std	3
7	396473	(002001-	) Pin, Clevis, 0.62 D X 3.00l	1
8	08182	(002001-	) Pin, Cotter, .125 X 1.00	2
9	1005062	(002001-	) Bracket Wldt, Mtg, Cyl, Rh	1
10	39283	(002001-	) Screw, Hex, M10 X 1.5 X 25, 8.8	1
11	39284	(002001-	) Screw, Hex, M10 X 1.5 X 35, 8.8	2
12	32492	(002001-	) Washer, Flat, 0.38 Std	5
13	41430	(002001-	) Nut, Hex, Lock, M10 X 1.5, NI	2
14	222210	(002001-	) Pin, Clevis, 0.62 D X 2.12l	1
15	395019	(002001-	) Cylinder, Hyd, 2.0b 08.5l 01.25strk,3000	1
16	763113	(002001-	) Tie, Cable, 20.0l, 6.00d Max	2
17	395509	(002001-	) Bushing, Sleeve, 0.51b 0.75d .42l	1
18	398508	(002001-	) Switch, Rocker, 36vdc 05a Dpdt Mo/Of/Mo	1

Fig. 19 - Left Hand Side Brush Power Tilt Group



**Fig. 19 - Left Hand Side Brush Power Tilt Group**

<b>Ref.</b>	<b>Tennant Part No.</b>	<b>Machine Serial Number</b>	<b>Description</b>	<b>Qty.</b>
1	57977	(002001-	) Fitting, Hyd, Str, Jm04/Jm04 Bkhd	2
2	77097	(002001-	) Fitting, Hyd, E90, Jm04/Om04	2
3	59582	(002001-	) Hose, Hyd,Tc 04, Jf04str /Jf04e90 , 44.0	2
4	395509	(002001-	) Bushing, Sleeve, 0.51b 0.75d .42l	1
5	396604	(002001-	) Mount Wldt, Cyl, Lh	1
6	41345	(002001-	) Screw, Hex, M12 X 1.75 X 25, 8.8	3
7	32493	(002001-	) Washer, Flat, 0.50 Std	3
8	396473	(002001-	) Pin, Clevis, 0.62 D X 3.00l	1
9	08182	(002001-	) Pin, Cotter, .125 X 1.00	2
10	396605	(002001-	) Bracket Wldt, Mtg, Cyl, Lh	1
11	39283	(002001-	) Screw, Hex, M10 X 1.5 X 25, 8.8	1
12	39284	(002001-	) Screw, Hex, M10 X 1.5 X 35, 8.8	2
13	32492	(002001-	) Washer, Flat, 0.38 Std	5
14	41430	(002001-	) Nut, Hex, Lock, M10 X 1.5, NI	2
15	222210	(002001-	) Pin, Clevis, 0.62 D X 2.12l	1
16	398508	(002001-	) Switch, Rocker, 36vdc 05a Dpdt Mo/Of/Mo	2
17	763113	(002001-	) Tie, Cable, 20.0l, 6.00d Max	2
18	395019	(002001-	) Cylinder, Hyd, 2.0b 08.5l 01.25strk,3000	1

Fig. 20 - Side Brush Power Tilt Hydraulic Valve Group

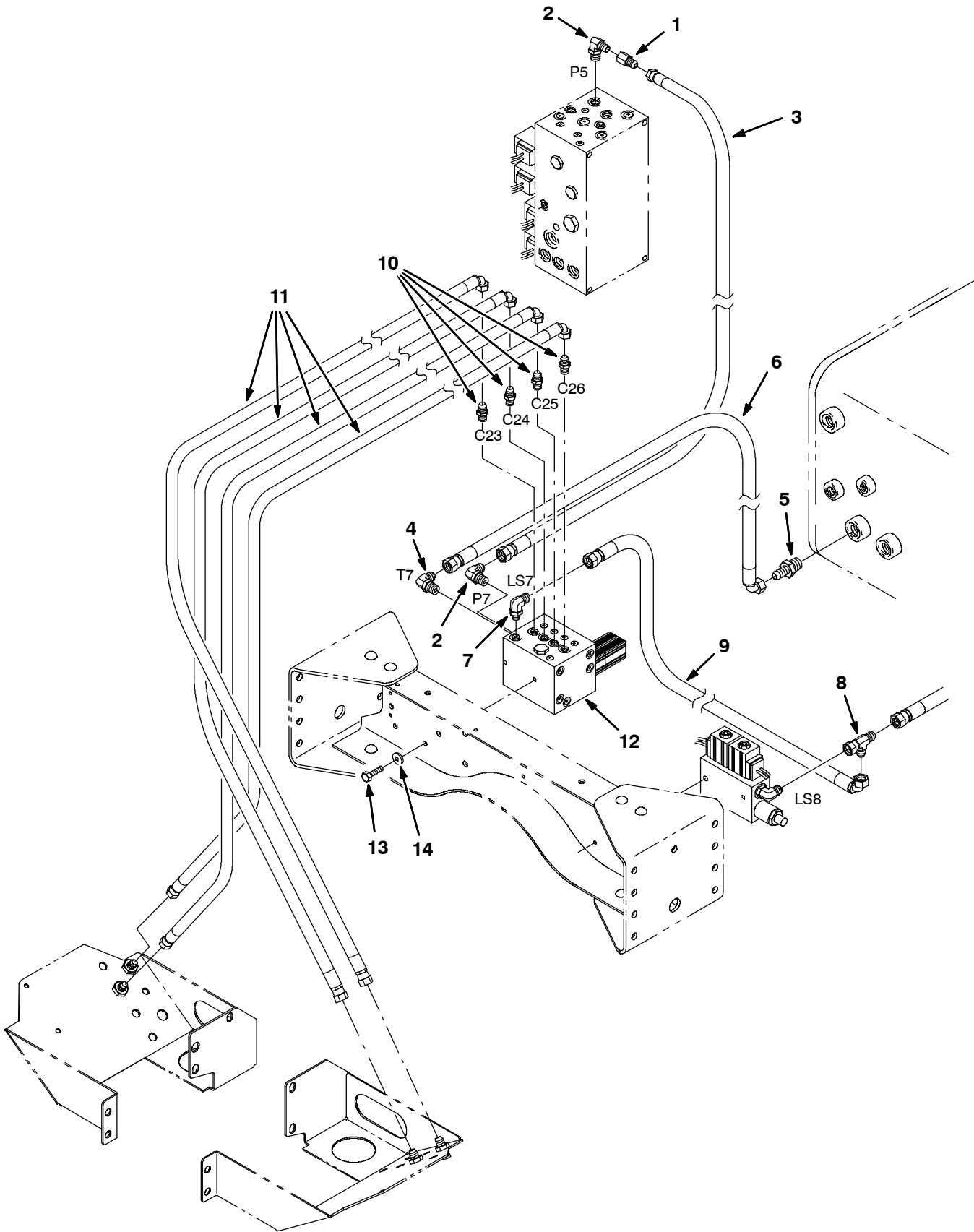


Fig. 20 - Side Brush Power Tilt Hydraulic Valve Group

Ref.	Tenant Part No.	Machine Serial Number	Description	Qty.
1	79447	(002001-	) Fitting, Hyd, Rst, Jm04/.036	1
2	47638	(002001-	) Fitting, Hyd, E90, Jm04/Om06	2
3	9000175	(002001-	) Hose, Hyd,Tc 04, Jf04str /Jf04str , 68.0	1
4	56820	(002001-	) Fitting, Hyd, E90, Jm06/Om06	1
5	47508	(002001-	) Fitting, Hyd, Str, Jm06/Om10	1
6	02469	(002001-	) Hose, Hyd,Med06, Jf06str /Jf06e90 ,100.0	1
7	77098	(002001-	) Fitting, Hyd, E90, Jm06/Om04	1
8	42215	(002001-	) Fitting, Hyd, Tee, Jm06/Jm06/Jf06	1
9	361040	(002001-	) Hose, Hyd,Tc 06, Jf06str /Jf06e90 , 34.0	1
10	55586	(002001-	) Fitting, Hyd, Str, Jm04/Om04	4
11	9000174	(002001-	) Hose, Hyd,Tc 04, Jf04str /Jf04e90 , 48.0	4
12	394437	(002001-	) Valve, Hyd, Sol, 12vdc (See Breakdown)	1
13	06961	(002001-	) Screw, Hex, M10 X 1.5 X 20, 8.8	2
14	32492	(002001-	) Washer, Flat, 0.38 Std	2

Fig. 21 - Right Remote Gutter Broom Grease Group

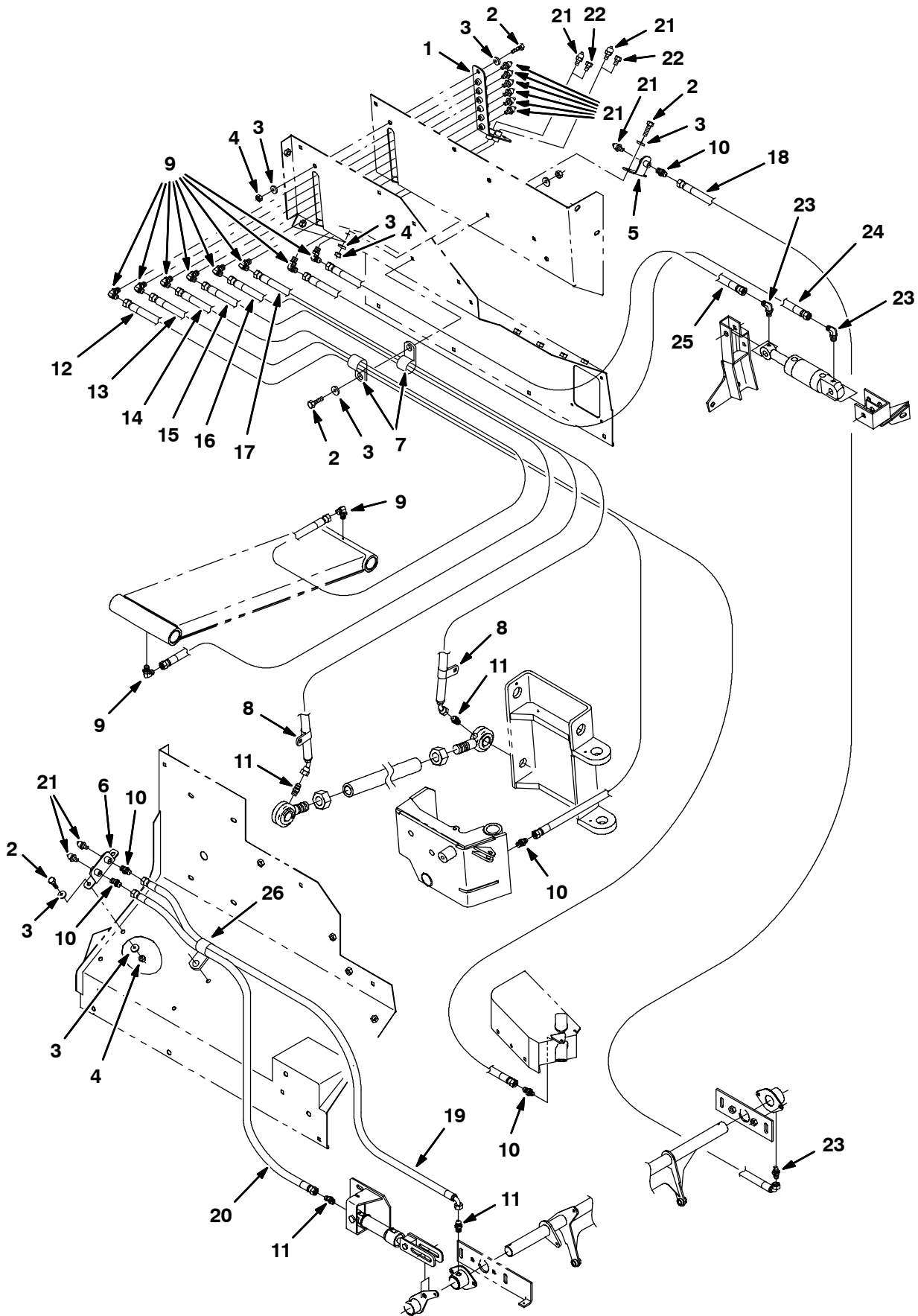




Fig. 21 - Right Remote Gutter Broom Grease Group

Ref.	Tennant Part No.	Machine Serial Number	Description	Qty.
1	396547	(002001-	) Plate Wldt, Remote Grease	1
2	09740	(002001-	) Screw, Hex, M8 X 1.25 X 20, Ss	7
3	32491	(002001-	) Washer, Flat, 0.31 Std	8
4	08709	(002001-	) Nut, Hex, Lock, M8 X 1.25, NI	7
5	396549	(002001-	) Bracket Wldt, Remote Grease	1
6	396579	(002001-	) Bracket Wldt, Remote Grease	1
7	67366	(002001-	) Clamp, Cable, Stl, 1.0x2.0x0.62w, 1h	2
8	67767	(002001-	) Clamp, Cable, Stl, 0.69d X 0.62w, 1h	3
9	55455	(002001-	) Fitting, Hyd, E90, Jm04/Pm02	10
10	396824	(002001-	) Fitting, Hyd, Str, Jm04/Pm02	5
11	1012510	(002001-	) Fitting, #3, 4-1/4-28 Sae-lt Xhf1-s	4
12	1012512	(002001-	) Hose, Hyd, 03, Jf04str/Jf04e90, 36.0	1
13	1012513	(002001-	) Hose, Hyd, 03, Jf04str/Jf04str, 89.0	1
14	1012514	(002001-	) Hose, Hyd, 03, Jf04str/Jf04str, 66.0	1
15	1012515	(002001-	) Hose, Hyd, 03, Jf04str/Jf04str, 56.0	1
16	1012516	(002001-	) Hose, Hyd, 03, Jf04str/Jf04e45, 69.0	1
17	1012517	(002001-	) Hose, Hyd, 03, Jf04str/Jf04e45, 75.0	1
18	1012520	(002001-	) Hose, Hyd, 03, Jf04str/Jf04e90, 52.0	1
19	1012521	(002001-	) Hose, Hyd, 03, Jf04str/Jf04e90, 45.0	1
20	1012522	(002001-	) Hose, Hyd, 03, Jf04str/Jf04str, 31.5	1
21	50270	(002001-	) Fitting, Grease, Str Pm02 . L	11
22	48126	(002001-	) Fitting, Pipe, Plug, Pm02 Sq Head	2
23	1012511	(002001-	) Fitting, #4, 4-1/4-28 Sae-lt Xef1-s, 90e	3
24	1012518	(002001-	) Hose, Hyd, 03, Jf04str/Jf04str, 43.0	1
25	1012519	(002001-	) Hose, Hyd, 03, Jf04str/Jf04str, 33.0	1
26	26395	(002001-	) Clamp, Cable, Stl, 0.56d X 0.38w, 1h	2

**Fig. 22 - Left Remote Gutter Broom Grease Group**

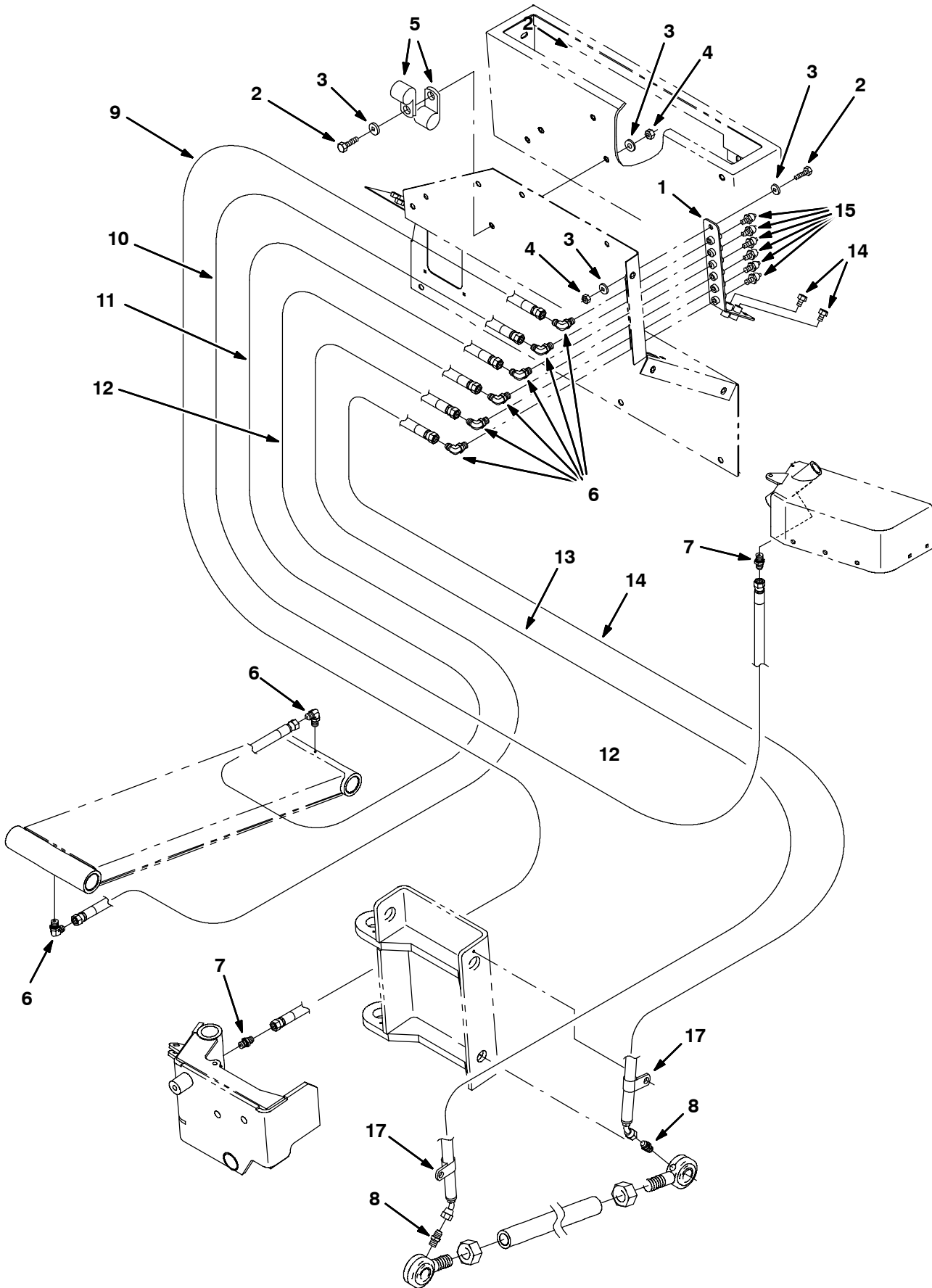
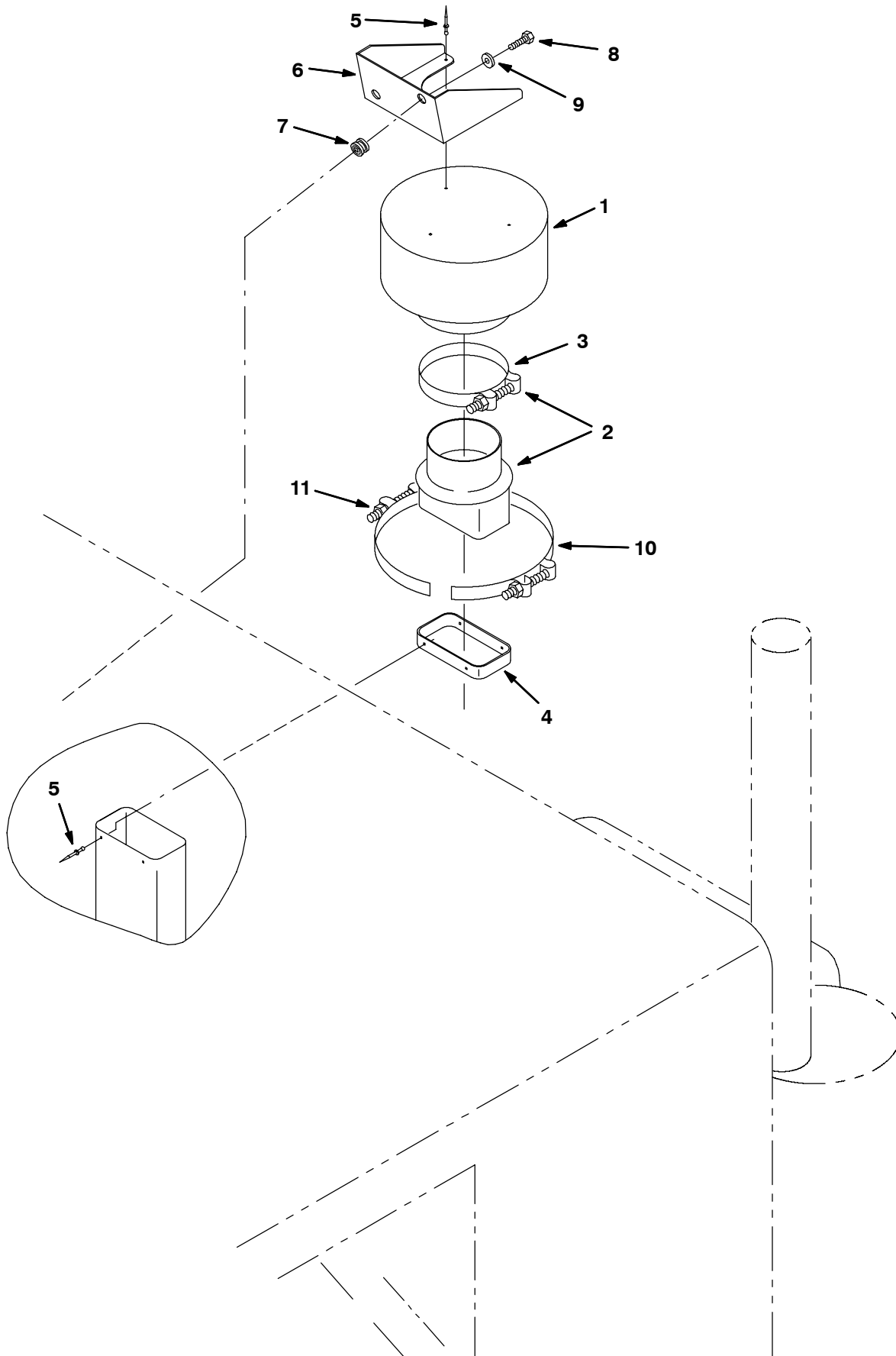


Fig. 22 - Left Remote Gutter Broom Grease Group

Ref.	Tennant Part No.	Machine Serial Number	Description	Qty.
1	396547	(002001-	) Plate Wldt, Grease, Remote	1
2	09740	(002001-	) Screw, Hex, M8 X 1.25 X 20, Ss	3
3	32491	(002001-	) Washer, Flat, 0.31 Std	6
4	08709	(002001-	) Nut, Hex, Lock, M8 X 1.25, NI	3
5	67366	(002001-	) Clamp, Cable, Stl, 1.0x2.0x0.62w, 1h	2
6	1012508	(002001-	) Fitting, Hyd, E90, Fm07/Pm02	8
7	1012509	(002001-	) Fitting, Hyd, Str, Fm07/Pm02	2
8	1012510	(002001-	) Fitting, #3, 4-1/4-28 Sae-lt Xhf1-s	2
9	1012512	(002001-	) Hose, Hyd, 03, Jf04str/Jf04e90, 36.0	1
10	1012513	(002001-	) Hose, Hyd, 03, Jf04str/Jf04str, 89.0	1
11	1012514	(002001-	) Hose, Hyd, 03, Jf04str/Jf04str, 66.0	1
12	1012515	(002001-	) Hose, Hyd, 03, Jf04str/Jf04str, 56.0	1
13	1012516	(002001-	) Hose, Hyd, 03, Jf04str/Jf04e45, 69.0	1
14	1012517	(002001-	) Hose, Hyd, 03, Jf04str/Jf04e45, 75.0	1
15	50270	(002001-	) Fitting, Grease, Str Pm02 .56l	6
16	48126	(002001-	) Fitting, Pipe, Plug, Pm02 Sq Head	2
17	67767	(002001-	) Clamp, Cable, Stl, 0.69d X 0.62w, 1h	2

Fig. 23 - Air Precleaner Kit (002001-002499)



**Fig. 23 - Air Precleaner Kit (002001-002499)**

	<b>Ref.</b>	<b>Tennant Part No.</b>	<b>Machine Serial Number</b>	<b>Description</b>	<b>Qty.</b>
▽		9000346	(002001-002499 )	Pre-cleaner Kit, Air, Ci	1
▲	1	396670	(002001-002499 )	Filter, Pre-cleaner, Air	1
▲▽	2	396667	(002001-002499 )	Hose, Adaptor, Rbr	1
▲▲	3	1013324	(002001-002499 )	Clamp, 5.50d	1
▲	4	1012924	(002001-002499 )	Bracket, Sppt	1
▲	5	763092	(002001-002499 )	Rivet, Blind, .188d X 0.45 X .38d, Ss	7
▲	6	1012725	(002001-002499 )	Bracket, Mtg, Air-clnr	1
▲	7	54274	(002001-002499 )	Isolator, Vib, Bshg, 1.1d 0.6l .4b 0.78h	2
▲	8	12317	(002001-002499 )	Screw, Hex, M10 X 1.5 X 30, Ss	2
▲	9	32492	(002001-002499 )	Washer, Flat, 0.38 Std	2
▲	10	764026	(002001-002499 )	Clamp, Hose	1
▲	11	1015593	(002001-002499 )	Clamp, 3.00d, T-bolt	1

Fig. 24 - Flashing Light Kit

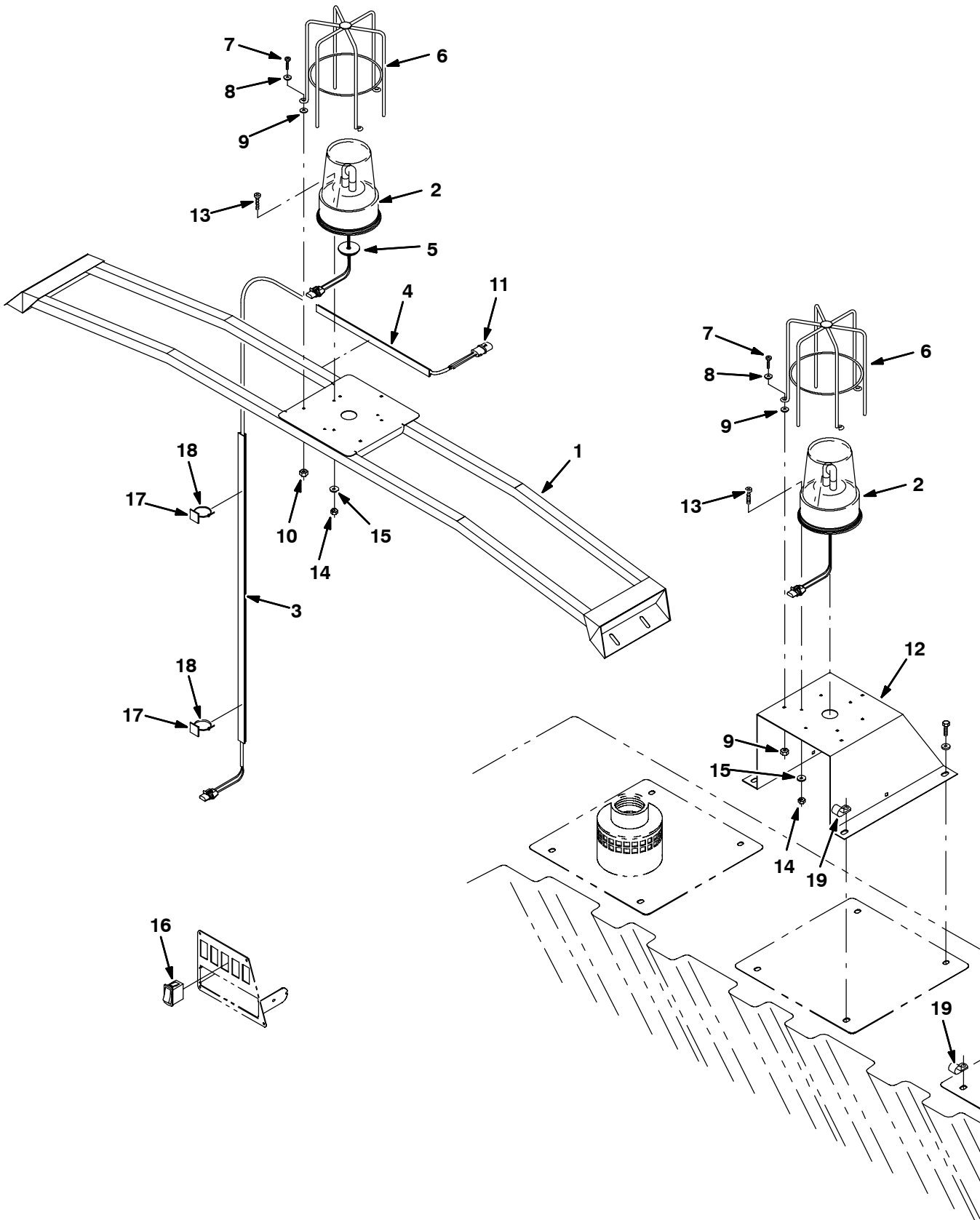


Fig. 24 - Flashing Light Kit

Ref.	Tennant Part No.	Machine Serial Number	Description	Qty.
▽	9000182	(002001-	) Kit, Ci, Light, Strobe	1
▲	1 395695	(002001-	) Bracket Wldt	1
▲▽	2 396456	(002001-	) Lamp Assy, Strobe, Amber	2
▲▲	396334	(002001-	) Lens, Amber, Light, F/395993	1
▲	395996	(002001-	) Lens, Red, Light	1
▲	395997	(002001-	) Lens, Blue, Light, F/395993	1
▲	3 396431	(002001-	) Duct, Vyl, 33.0l	1
▲	4 396430	(002001-	) Duct, Vyl, 14.0l	1
▲	5 61866	(002001-	) Grommet, Rbr, 0.38id, F/ 1.4h, .09matl	1
▲	6 768604	(002001-	) Guard, Rotating Lamp	2
▲	7 06943	(002001-	) Screw, Hex, M06 X 1.0 X 20, 8.8	6
▲	8 32490	(002001-	) Washer, Flat, .25 Std	6
▲	9 19066	(002001-	) Washer, Flt, #10	6
▲	10 08708	(002001-	) Nut, Hex, Lock, M06 X 1.0, NI	6
▲	11 394915	(002001-	) Harness, Revl Light, Cab, [Centurion]	1
▲	12 395582	(002001-	) Bracket, Mtg, Strobe, Rear	1
▲	13 24196	(002001-	) Screw, Pan, M05 X 0.8 X 20, Ss	6
▲	14 09739	(002001-	) Nut, Hex, Lock, M05 X 0.8, NI, Ss	6
▲	15 01684	(002001-	) Washer, Flat, .25 Ss	6
▲	16 394925	(002001-	) Switch, Rocker, Dpdt	1
▲	17 55248	(002001-	) Mount, Cable Tie	4
▲	18 44961	(002001-	) Tie, Cable, Nyl, 14.5l .30w 4.0 Max D	4
▲	19 40678	(002001-	) Clamp, Cable, Stl, 0.44d X 0.62w, 1h	3

Fig. 25 - Revolving Light Kit

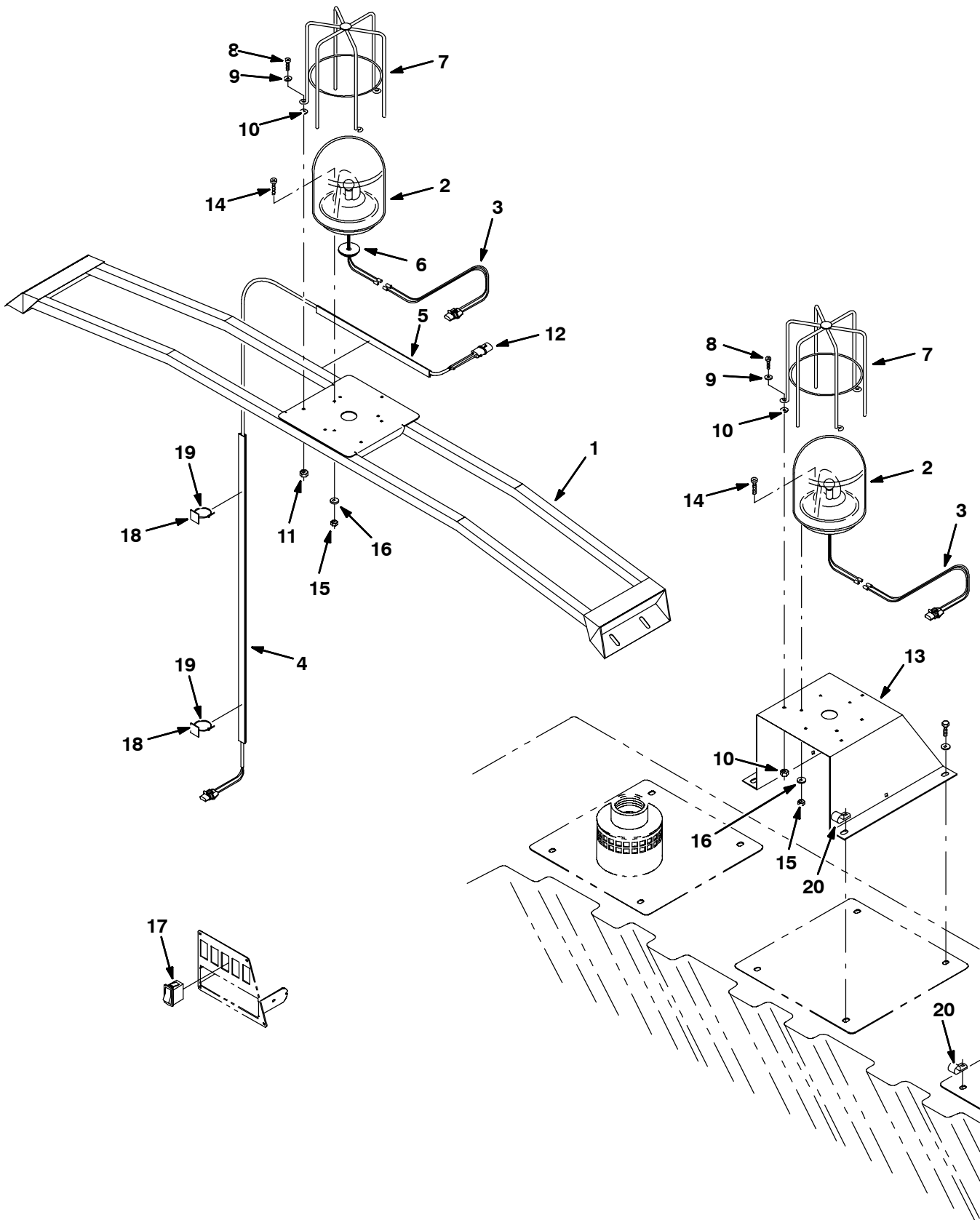




Fig. 25 - Revolving Light Kit

Ref.	Tennant Part No.	Machine Serial Number	Description	Qty.
▽	9000183	(002001-	) Kit, Ci, Light, Revl	1
▲	1 395695	(002001-	) Bracket Wldt, Mtg, Strobe	1
▲▽	2 768598	(002001-	) Lamp Assy, Rotating	2
▲▲	768605	(002001-	) Lamp, 12vdc, . A 55watt	1
▲	367958	(002001-	) Lens, Red, Light, Revl	1
▲	367957	(002001-	) Lens, Blue, Light, Revl	1
▲	367946	(002001-	) Lens, Amber, Light, Revl	1
▲	3 394932	(002001-	) Harness, Revl, Light, Jumper	2
▲	4 396431	(002001-	) Duct, Vyl, 33.0l	1
▲	5 396430	(002001-	) Duct, Vyl, 14.0l	1
▲	6 61866	(002001-	) Grommet, Rbr, 0.38id, F/ 1.4h, .09matl	1
▲	7 768604	(002001-	) Guard, Rotating Lamp	2
▲	8 06943	(002001-	) Screw, Hex, M06 X 1.0 X 20, 8.8	6
▲	9 32490	(002001-	) Washer, Flat, .25 Std	6
▲	10 19066	(002001-	) Washer, Flt, #10	6
▲	11 08708	(002001-	) Nut, Hex, Lock, M06 X 1.0, NI	6
▲	12 394915	(002001-	) Harness, Revl Light, Cab, [Centurion]	1
▲	13 395582	(002001-	) Bracket, Mtg, Strobe, Rear	1
▲	14 24196	(002001-	) Screw, Pan, M05 X 0.8 X 20, Ss	6
▲	15 09739	(002001-	) Nut, Hex, Lock, M05 X 0.8, NI, Ss	6
▲	16 01684	(002001-	) Washer, Flat, .25 Ss	6
▲	17 394925	(002001-	) Switch, Rocker, Dpdt	1
▲	18 55248	(002001-	) Mount, Cable Tie	4
▲	19 44961	(002001-	) Tie, Cable, Nyl, 14.5l .30w 4.0 Max D	4
▲	20 40678	(002001-	) Clamp, Cable, Stl, 0.44d X 0.62w, 1h	3

Fig. 26 - Arrow Stick Light Group

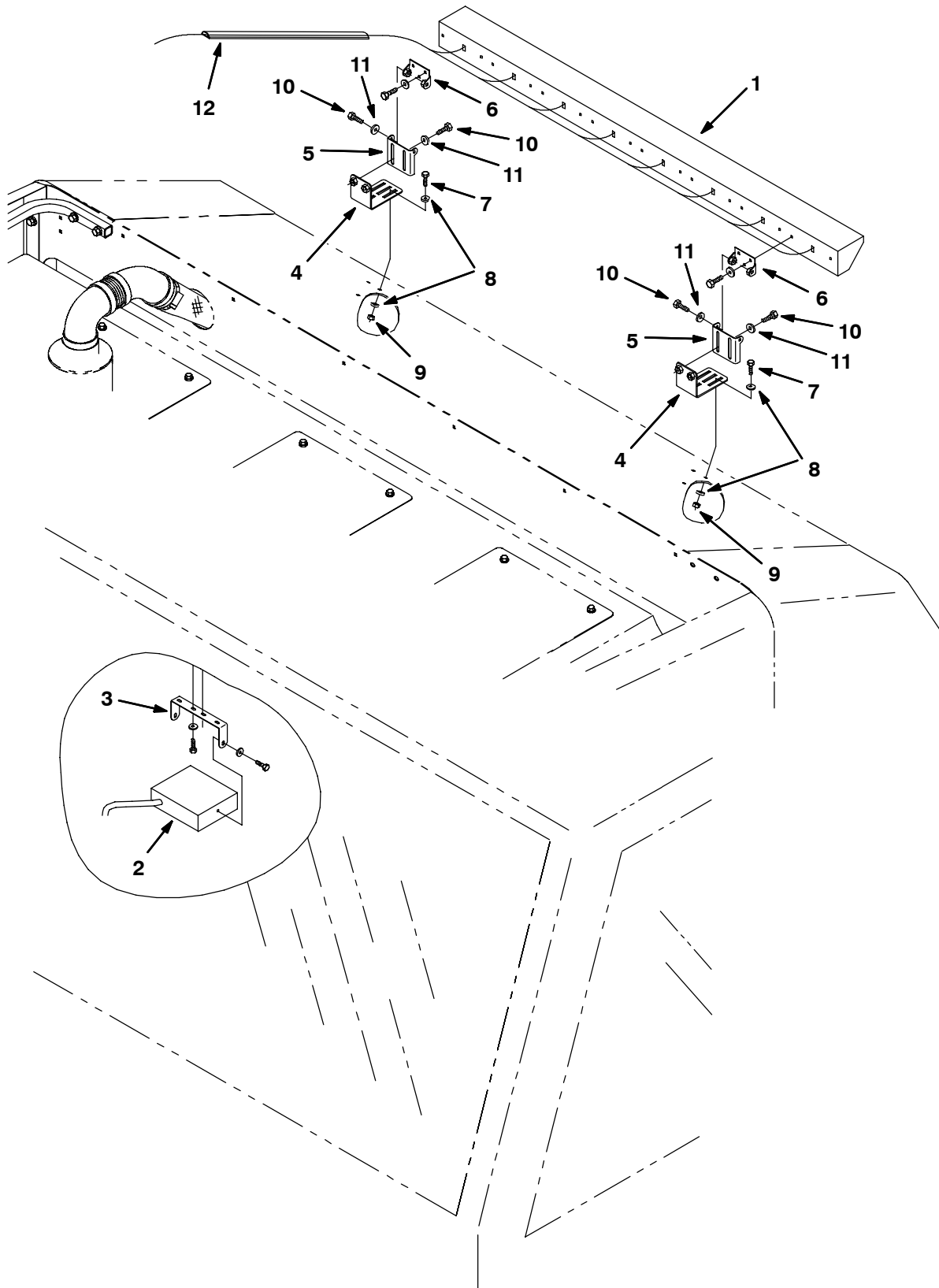
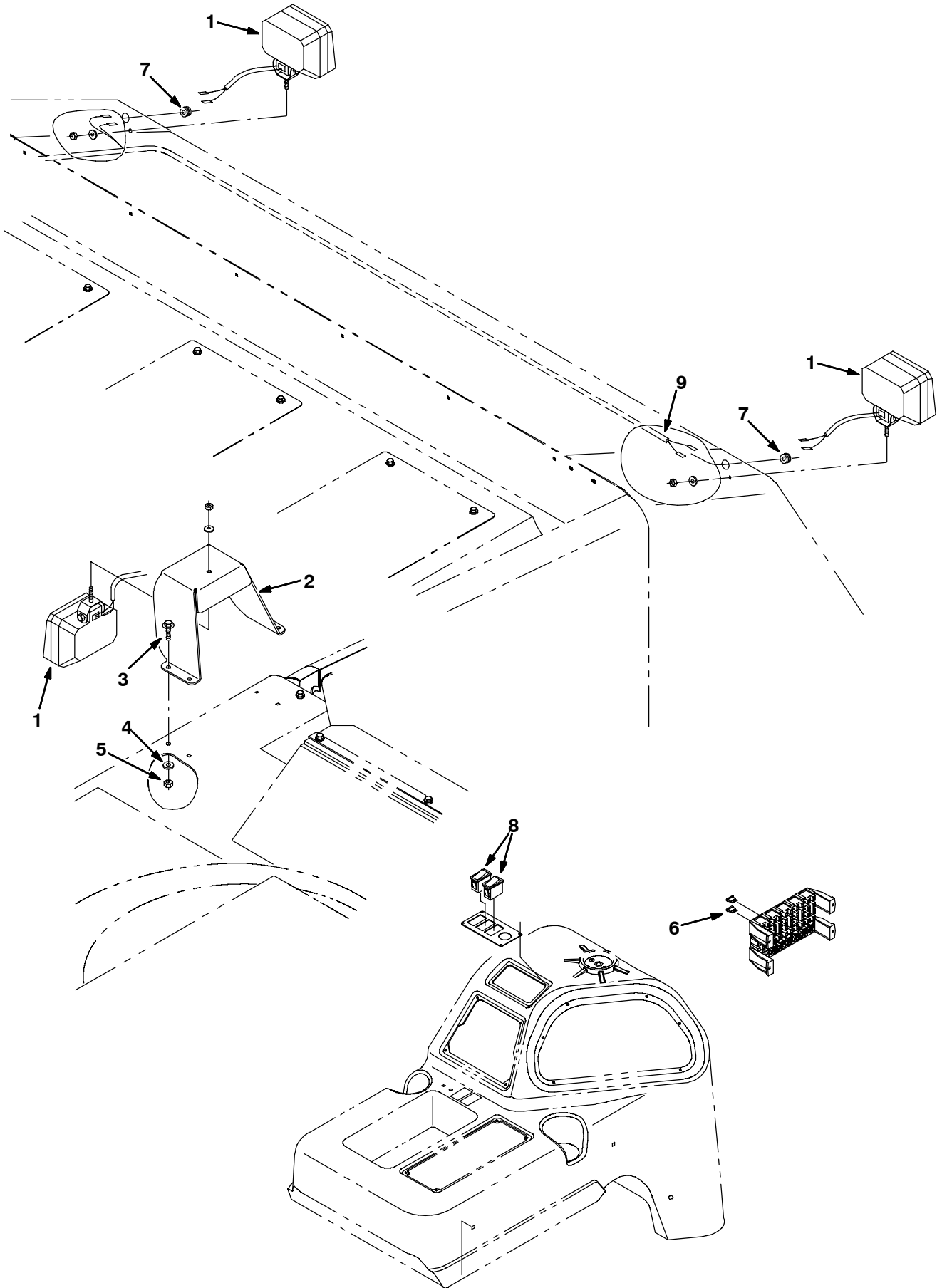


Fig. 26 - Arrow Stick Light Group

	<b>Tenant</b>	<b>Machine Serial</b>		<b>Description</b>	<b>Qty.</b>
<b>Ref.</b>	<b>Part No.</b>	<b>Number</b>			
▽	9000041	(002001-	)	Light, Arrow Stick, 8 Lamp [Led, Fed]	1
▲	1 9000042	(002001-	)	Light, Arrow Stick, 8 Lamp [Fed]	1
▲	2 311697	(002001-	)	Controller, Light, Arrow Stick, [Fed]	1
	3 311702	(002001-	)	Bracket, Mtg, Controller	1
	4 1007347	(002001-	)	Bracket, Mtg, Light Bar	1
	5 1007364	(002001-	)	Bracket, Mtg, Light Bar	1
	6 1007371	(002001-	)	Bracket, Mtg, Light Bar	1
	7 08716	(002001-	)	Screw, Hex, M6 X 1.0 X 20, Ss	1
	8 01684	(002001-	)	Washer, Flat, 0.25 Ss	1
	9 08712	(002001-	)	Nut, Hex, Lock, M6 X 1.0, Ss, NI	1
	10 15678	(002001-	)	Screw, Hex, M6 X 1.0 X 16, Ss	1
	11 140052	(002001-	)	Washer, Lock, Ext, .025 Ss	1
	12 55034	(002001-	)	Duct, Vyl, 0.74 X 1.50 .75d Max 48.0l	1

Fig. 27 - Right Side and Rear Work Light Kit

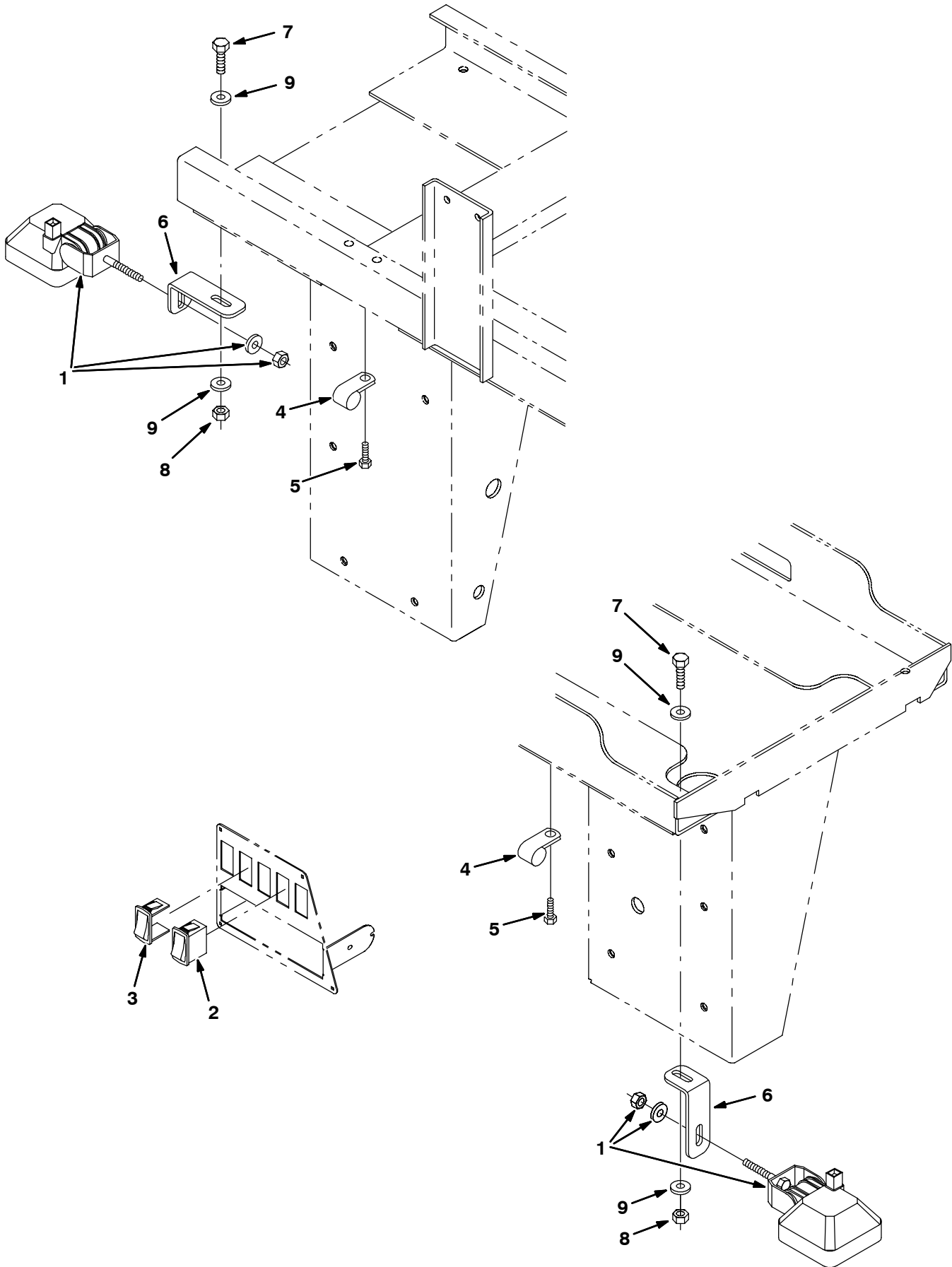


**Fig. 27 - Right Side and Rear Work Light Kit**

353754

	<b>Ref.</b>	<b>Tennant Part No.</b>	<b>Machine Serial Number</b>	<b>Description</b>	<b>Qty.</b>
▽		9000271	(002001-	) Light Kit, Work, Rh Side and Rear, Ci	1
▲▽	1	768555	(002001-	) Lamp, Halogen Flood	3
▲▲		768606	(002001-	) Lamp, 12vdc, . A 55watt Cp [H3]	1
▲	2	1001980	(002001-	) Bracket, Lamp, Hopper	1
▲	3	09010	(002001-	) Screw, Hex, M8 X 1.25 X 25, Ss	4
▲	4	32491	(002001-	) Washer, Flat, 0.31 Std	4
▲	5	07791	(002001-	) Nut, Hex, Flng, M08 X 1.25	4
▲	6	394919	(002001-	) Fuse, 20amp	1
▲	7	10632-11	(002001-	) Grommet, Rbr, 0.38id, F/ 0.6h, .09matl	2
▲	8	394924	(002001-	) Switch, Rocker, 36Vdc 05A Dpdt On/N/On	2
▲	9	396663	(002001-	) Harness, Work Light, Hppr	1
▲	10	76736	(002001-	) Clamp, Cable, Stl, 0.38d X 0.62w, 1h	3
▲	11	26395-1	(002001-	) Clamp, Cable, Stl, 0.56d X 0.38w, 1h	1

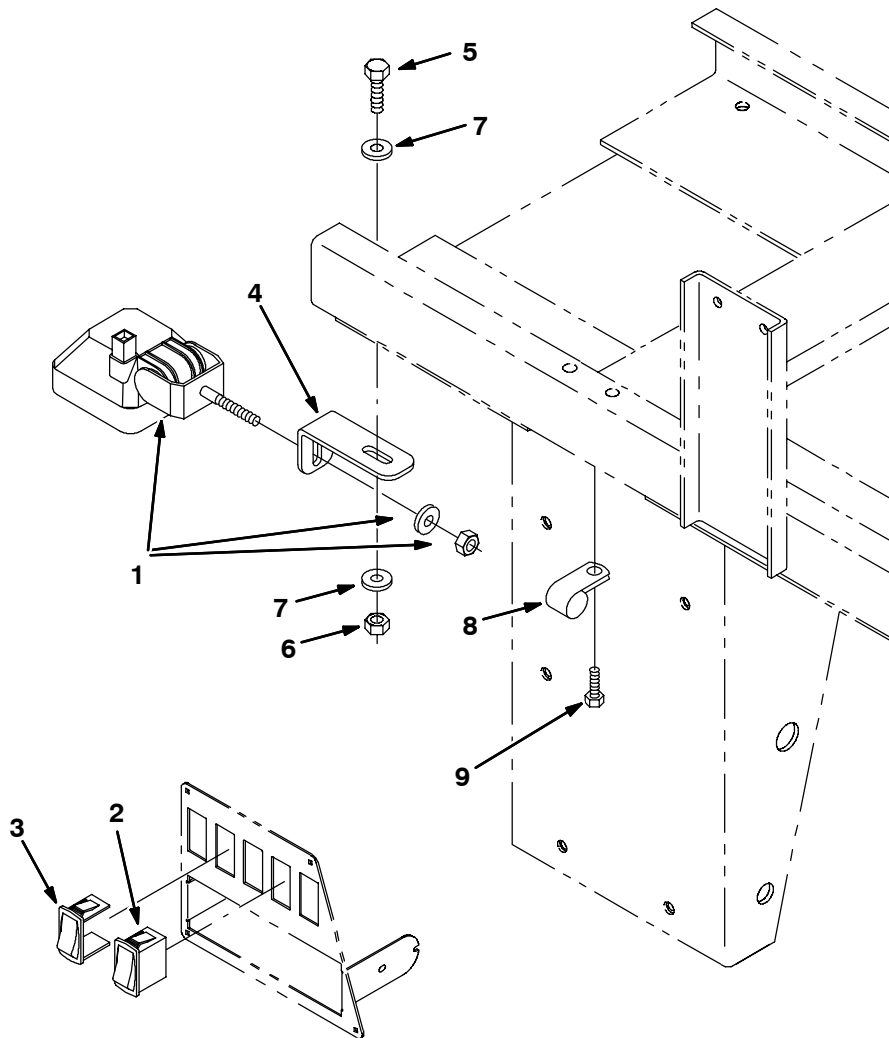
Fig. 28 - Work Light Kit



**Fig. 28 - Work Light Kit**

	<b>Tenant</b>	<b>Machine Serial</b>		<b>Description</b>	<b>Qty.</b>
<b>Ref.</b>	<b>Part No.</b>	<b>Number</b>			
▽	9000181	(002001-	)	Kit, Ci, Light, Work	1
▲	1 396463	(002001-	)	Lamp, Flood, 12vdc, 55w	2
▲	2 394924	(002001-	)	Switch, Rocker, Dpdt	1
▲	3 398501	(002001-	)	Switch, Rocker, Hole Plug	1
▲	4 76736	(002001-	)	Clamp, Cable, Stl, 0.38d X 0.62w, 1h	2
▲	5 74455	(002001-	)	Screw, Hex, M 6 X 1.0 X 12, Fmg	2
▲	6 396240	(002001-	)	Plate, Mtg, Light	2
▲	7 09011	(002001-	)	Screw, Hex, M08 X 1.25 X 30, Ss	2
▲	8 08713	(002001-	)	Nut, Hex, Lock, M08 X 1.25,Nl, Ss	2
▲	9 01685	(002001-	)	Washer, Flat, .31 Ss	4

**Fig. 29 - Right Hand Work Light Kit**

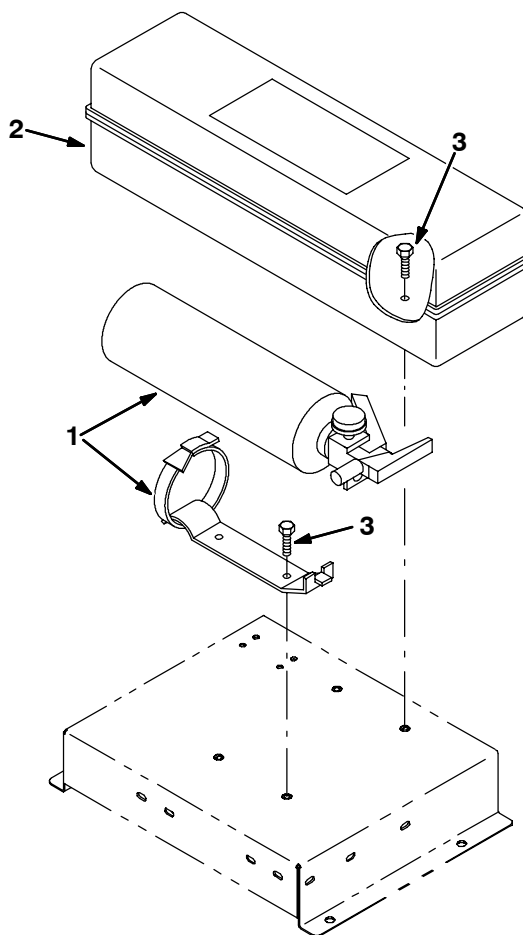


353774

Ref.	Tennant Part No.	Machine Serial Number	Description	Qty.
▽	9000184	(002001-	) Kit, Ci, Light, Work, Rh	1
▲	1 396463	(002001-	) Lamp, Flood, 12vdc, 55w	1
▲	2 394924	(002001-	) Switch, Rocker, Dpdt	1
▲	3 398501	(002001-	) Plug, Hole, Rockerswitch	1
▲	4 396240	(002001-	) Plate, Mtg, Light	1
▲	5 09011	(002001-	) Screw, Hex, M08 X 1.25 X 30, Ss	1
▲	6 08713	(002001-	) Nut, Hex, Lock, M08 X 1.25,NI, Ss	1
▲	7 01685	(002001-	) Washer, Flat, .31 Ss	2
▲	8 76736	(002001-	) Clamp, Cable, Stl, 0.38d X 0.62w, 1h	2
▲	9 74455	(002001-	) Screw, Hex, M 6 X 1.0 X 12, Fmg	2



Fig. 30 - D.O.T. Safety Group



353754

Ref.	Tennant Part No.	Machine Serial Number	Description	Qty.
1	25312	(002001-	) Extinguisher, Fire	1
2	396034	(002001-	) Reflector Pkg, Tri	1
3	06945	(002001-	) Screw, Hex, M06 X 1.0 X 30, 8.8	4

Fig. 31 - Hydrant Conveyor Flush Kit

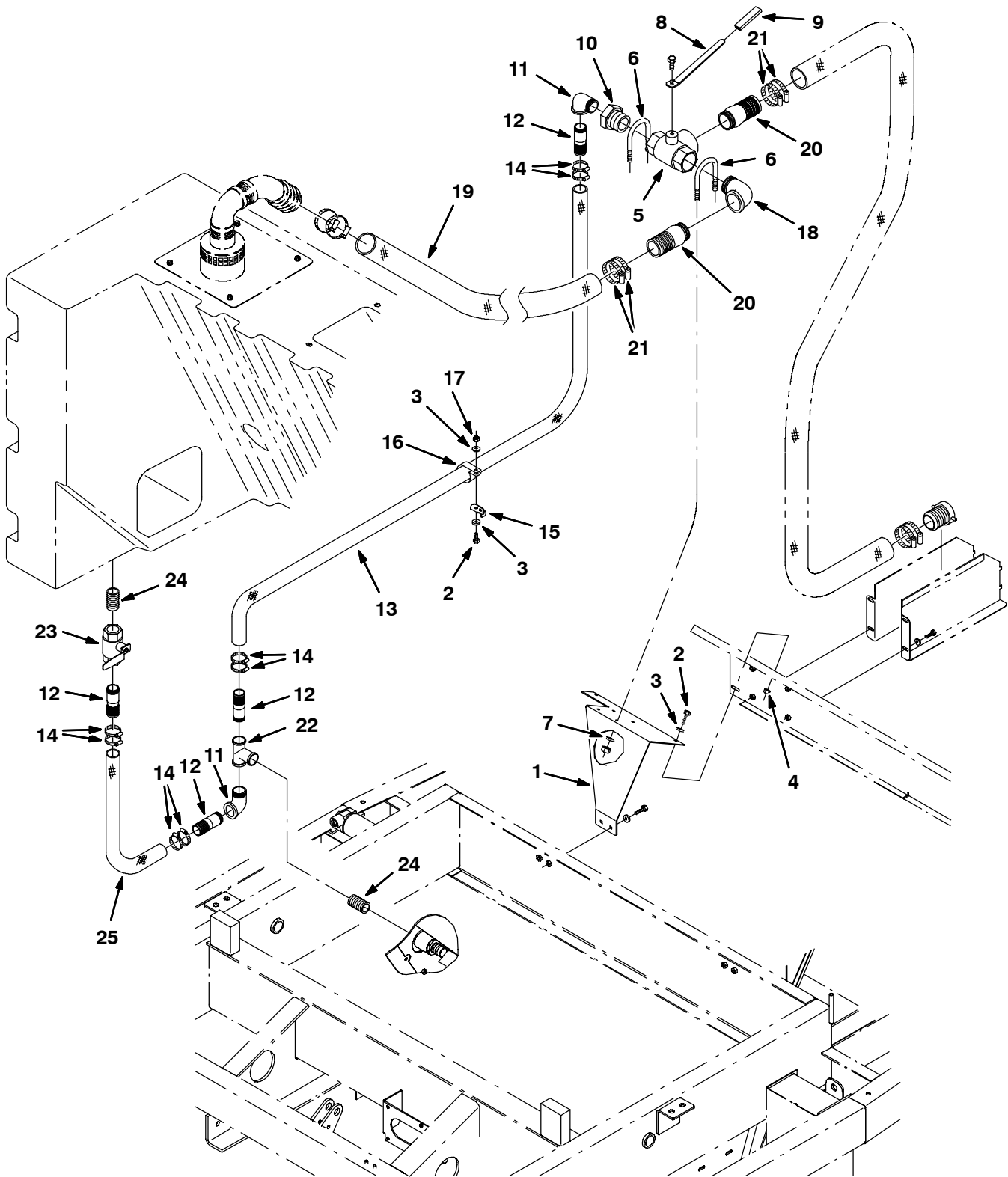


Fig. 31 - Hydrant Conveyor Flush Kit

Ref.	Tennant Part No.	Machine Serial Number	Description	Qty.
▽	9000113	(002001-	) Kit, Ci, Conveyor Flush, W/ Hydrant	1
▲	1 1009875	(002001-	) Bracket, Valve, Mount	1
▲	2 09291	(002001-	) Screw, Hex, M10 X 1.5 X 20, Ss	2
▲	3 86415	(002001-	) Washer, Flat, 0.38 Std, Unpl	3
▲	4 07792	(002001-	) Nut, Hex, Flng, M10 X 1.5	1
▲	5 1010067	(002001-	) Valve, Ball, 3-way	1
▲	6 1010073	(002001-	) Clamp, Mtg, U Bolt	2
▲	7 32491	(002001-	) Washer, Flat, 0.31 Std	4
▲	8 1009961	(002001-	) Handle, Valve	1
▲	9 360467	(002001-	) Grip, Vyl	1
▲	10 1010071	(002001-	) Bushing, Reducer, Thrd	1
▲	11 311921	(002001-	) Fitting, Pipe, E90, Pf24/Pm24	2
▲	12 1010070	(002001-	) Coupling, Nipple	4
▲	13 9000117	(002001-	) Hose, Water, 1.50d	1
▲	14 11531	(002001-	) Clamp, Hose, Wormdrive, 1.06-2.00d	8
▲	15 1009954	(002001-	) Bracket, Mount, Clamp	1
▲	16 70157	(002001-	) Clamp, Cable, Ss, 2.50d X 1.00w, 1h	1
▲	17 41430	(002001-	) Nut, Hex, Lock, M10 X 1.5, NI	1
▲	18 61630	(002001-	) Fitting, Pipe, E90, Pf32/Pf32 Z	1
▲	19 9000118	(002001-	) Hose, Water, 2.50d	1
▲	20 1010068	(002001-	) Coupling, Valve	2
▲	21 14432	(002001-	) Clamp, Hose, Wormdrive, 1.81-2.75d	4
▲	22 1010231	(002001-	) Fitting, Tee	1
▲	23 394991	(002001-	) Valve, Ball, 24pf W/Handle	1
▲	24 05947-2	(002001-	) Fitting, Pipe, Str, Pm24/Pm24 Close,Blk	2
▲	25 9000129	(002001-	) Hose, Water, 1.50d	1

Fig. 32 - Auto-Lube System Group

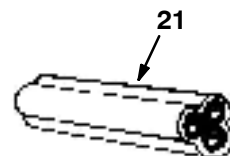
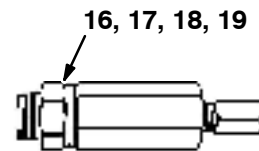
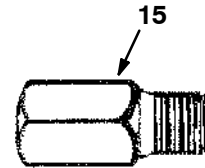
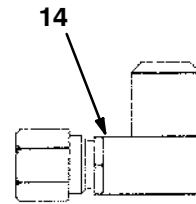
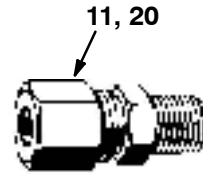
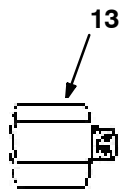
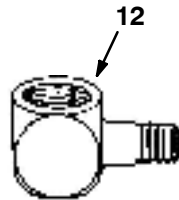
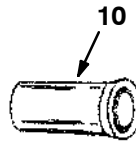
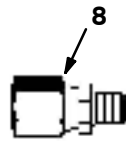
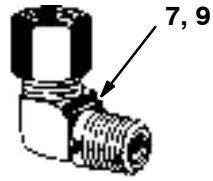
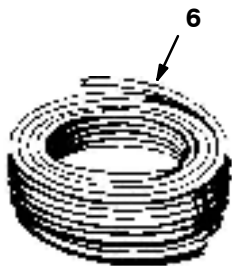
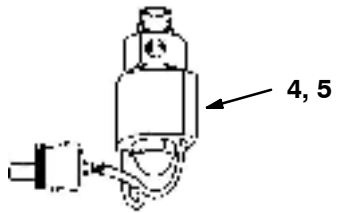
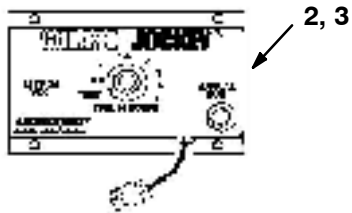
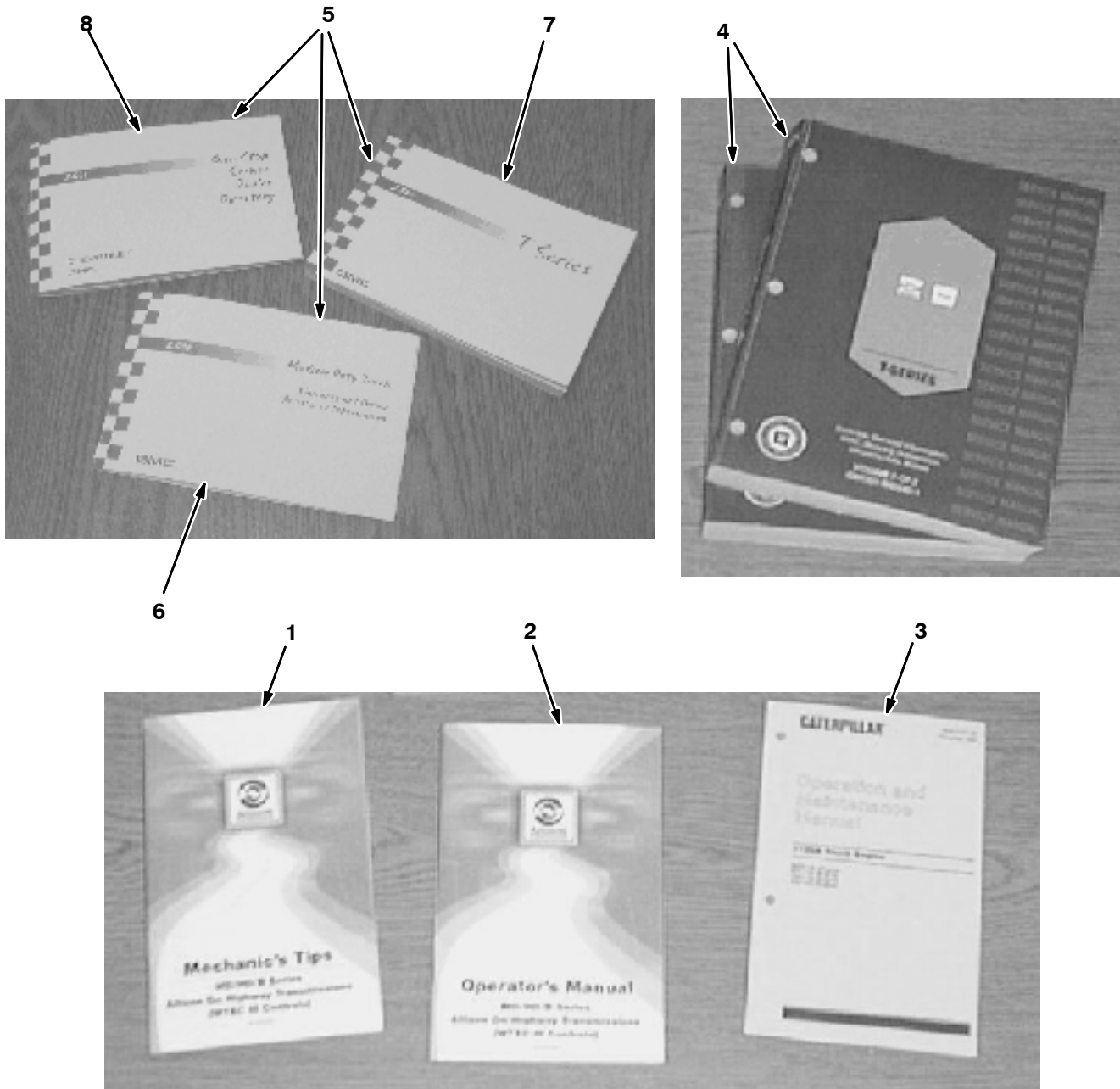


Fig. 32 - Auto-Lube System Group

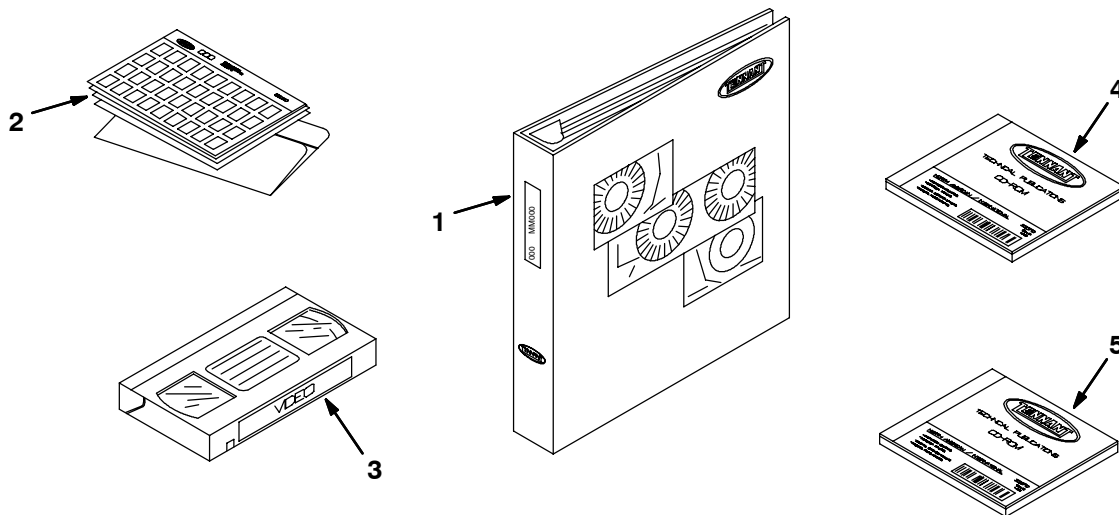
Ref.	Tennant Part No.	Machine Number	Serial	Description	Qty.
1	311981	(002001-	)	Pump Assy, Lube, Air	1
2	311982	(002001-	)	Timer, Sys, Lube	1
3	311983	(002001-	)	Harness Assy, Wire, Timer	1
4	311984	(002001-	)	Valve, Solenoid, Air	1
5	311985	(002001-	)	Harness Assy, Wire, Valve, Solenoid	1
6	761759	(002001-	)	Tube, Plstc, 0.310d 0.18id, Blk	1
7	761742	(002001-	)	Fitting, Elbow	1
8	761756	(002001-	)	Fitting, Brs, Str 03com-.25-28sae	1
9	761754	(002001-	)	Fitting, Brs, E90 02pm-03com	1
10	761783	(002001-	)	Fitting, Cmpr, Ferrule, .31id	1
11	761755	(002001-	)	Fitting, Brs, Str 02pm-03com	1
12	761757	(002001-	)	Fitting, E90 02pm-.25-28 Sae	1
13	761752	(002001-	)	Fitting, Str 02pm-.25-28sae	1
14	761753	(002001-	)	Fitting, E90 Snap	1
15	761758	(002001-	)	Fitting, Pipe, Str 02pm-02pf	1
16	761762	(002001-	)	Valve, Metering #1	1
17	761763	(002001-	)	Valve, Metering #2	1
18	761781	(002001-	)	Valve, Metering #3	1
19	761782	(002001-	)	Valve, Metering #8	1
20	396381	(002001-	)	Fitting, Brs, Str, Cf05/Pm02	1
21	761790	(002001-	)	Tube, Plstc, W/Grease .188 Od X 15 Ft	1
	311986	(002001-	)	Fitting, Brs, Tee, Branch, Pm04	1
	311987	(002001-	)	Guage, Press, Pm04	1
	311988	(002001-	)	Manual, Service, [Grease Jockey]	1
	769090	(000000-	)	Grease, Gen Purpose, EP 35lbs 5 gal. Pail	1

Fig. 33 - Centurion Truck Manuals



Ref.	Tennant Part No.	Machine Serial Number	Description	Qty.	
1	371678	(002001-	) Manual, [Allison Transm Mechanics Tips]	1	
2	371679	(002001-	) Manual, [Allison Transmission Operator]	1	
3	372451	(002001-	) Manual, Eng [Duramax Supplement]	1	
4	372238	(002001-	) Manual, [Gmc 2004 T-ser Trk Serv 2vol]	1	
▽	5	372452	(002001-	) Manual Pkg, Eng [Duramax]	1
▲	6	372455	(002001-	) Manual, Warranty, Eng [Duramax]	1
▲	7	372453	(002001-	) Manual, Eng [Duramax]	1
▲	8	372454	(002001-	) Manual [Duramax Dealer Directory]	1

Fig. 34 - Documentation Group



07501

Ref.	Tennant Part No.	Machine Serial Number	Description	Qty.
1	331020	(002001-	) Manual Pkg, [Centurion Duramax Dsl Na]	1
2	331021	(002001-	) Manual, Fiche, [Centurion Duramax Dsl Na]	1
3	1014267	(002001-	) Video, Oprtr [Centurion Duramax]	1
4	330710	(002001-	) Manual, Cd-Rom, Oprtr & Parts, All (Na)	1
4	331025	(002001-	) Manual, Cd-rom, Service, Info	1
5	1019081	(002001-	) Cd-rom, Oprtr, Training [Centurion Dura]	1



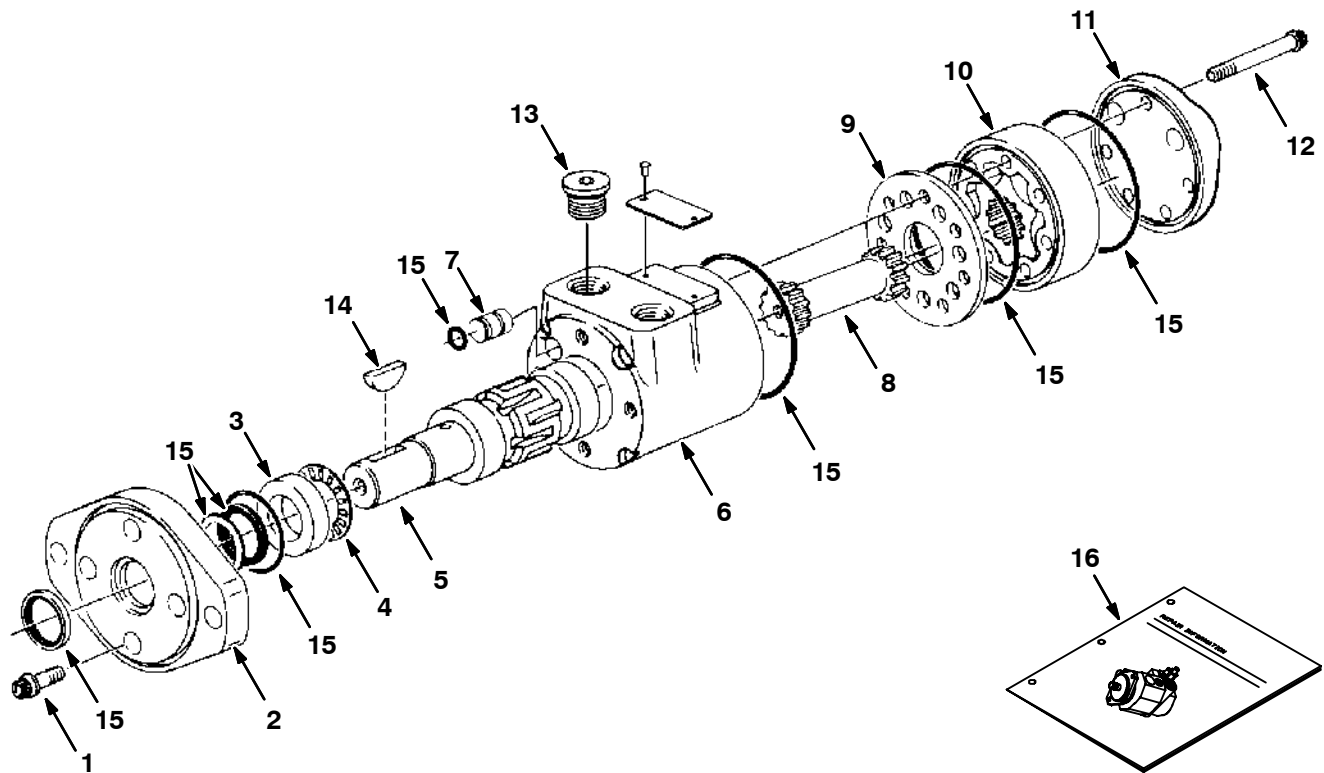


**SECTION 4**

<b>Contents</b>	<b>Page</b>
Fig. 1 - Hydraulic Motor Breakdown, 762035 .....	4-2
Fig. 2 - Hydraulic Gear Pump Breakdown, 394433 .....	4-3
Fig. 3 - Hydraulic Gear Pump Breakdown, 394434 .....	4-4
Fig. 4 - Hydraulic Gear Pump Breakdown, 395612 .....	4-5
Fig. 5 - Hydraulic Motor Breakdown, 394432 .....	4-6
Fig. 6 - Hydraulic Valve Breakdown, 394408 .....	4-8
Fig. 7 - Hydraulic Solenoid Valve Breakdown, 396923 .....	4-10
Fig. 8 - Hydraulic Solenoid Valve Breakdown, 396923 .....	4-12
Fig. 9 - Hydraulic Solenoid Valve Breakdown, 396924 .....	4-14
Fig. 10 - Hydraulic Solenoid Valve Breakdown, 396924 .....	4-16
Fig. 11 - Hydraulic Solenoid Valve Breakdown, 396925 .....	4-18
Fig. 12 - Hydraulic Solenoid Valve Breakdown, 396925 .....	4-20
Fig. 13 - Hydraulic Solenoid Valve Breakdown, 396926 .....	4-22
Fig. 14 - Hydraulic Solenoid Valve Breakdown, 396926 .....	4-24
Fig. 15 - Hydraulic Solenoid Valve Breakdown, 396927 .....	4-26
Fig. 16 - Hydraulic Solenoid Valve Breakdown, 396927 .....	4-28
Fig. 17 - Hydraulic Solenoid Valve Breakdown, 396928 .....	4-30
Fig. 18 - Hydraulic Solenoid Valve Breakdown, 396928 .....	4-32
Fig. 19 - Hydraulic Solenoid Valve Breakdown, 396929 .....	4-34
Fig. 20 - Hydraulic Solenoid Valve Breakdown, 396929 .....	4-36
Fig. 21 - Hydraulic Solenoid Valve Breakdown, 396930 .....	4-38
Fig. 22 - Hydraulic Solenoid Valve Breakdown, 396930 .....	4-40
Fig. 23 - Hydraulic Solenoid Valve Breakdown, 394436 .....	4-42
Fig. 24 - Hydraulic Solenoid Valve Breakdown, 394436 .....	4-44
Fig. 25 - Hydraulic Solenoid Valve Breakdown, 394437 .....	4-46
Fig. 26 - Hydraulic Solenoid Valve Breakdown, 1012822 .....	4-48
Fig. 27 - PTO Breakdown, 394195 & 394196 .....	4-50

<b>Contents</b>	<b>Page</b>
Fig. 28 - Hydraulic Valve Breakdown, 396439 .....	4-53
Fig. 29 - Hydraulic Cooler Breakdown, 395421 .....	4-54
Fig. 30 - Hydraulic Cylinder Breakdown, 394869 .....	4-56
Fig. 31 - Hydraulic Cylinder Breakdown, 394855 .....	4-57
Fig. 32 - Hydraulic Filter Breakdown, 1014214 .....	4-58
Fig. 33 - Hydraulic Solenoid Valve Breakdown, 1009639 .....	4-60
Fig. 34 - Hydraulic Solenoid Valve Breakdown, 1009842 .....	4-62

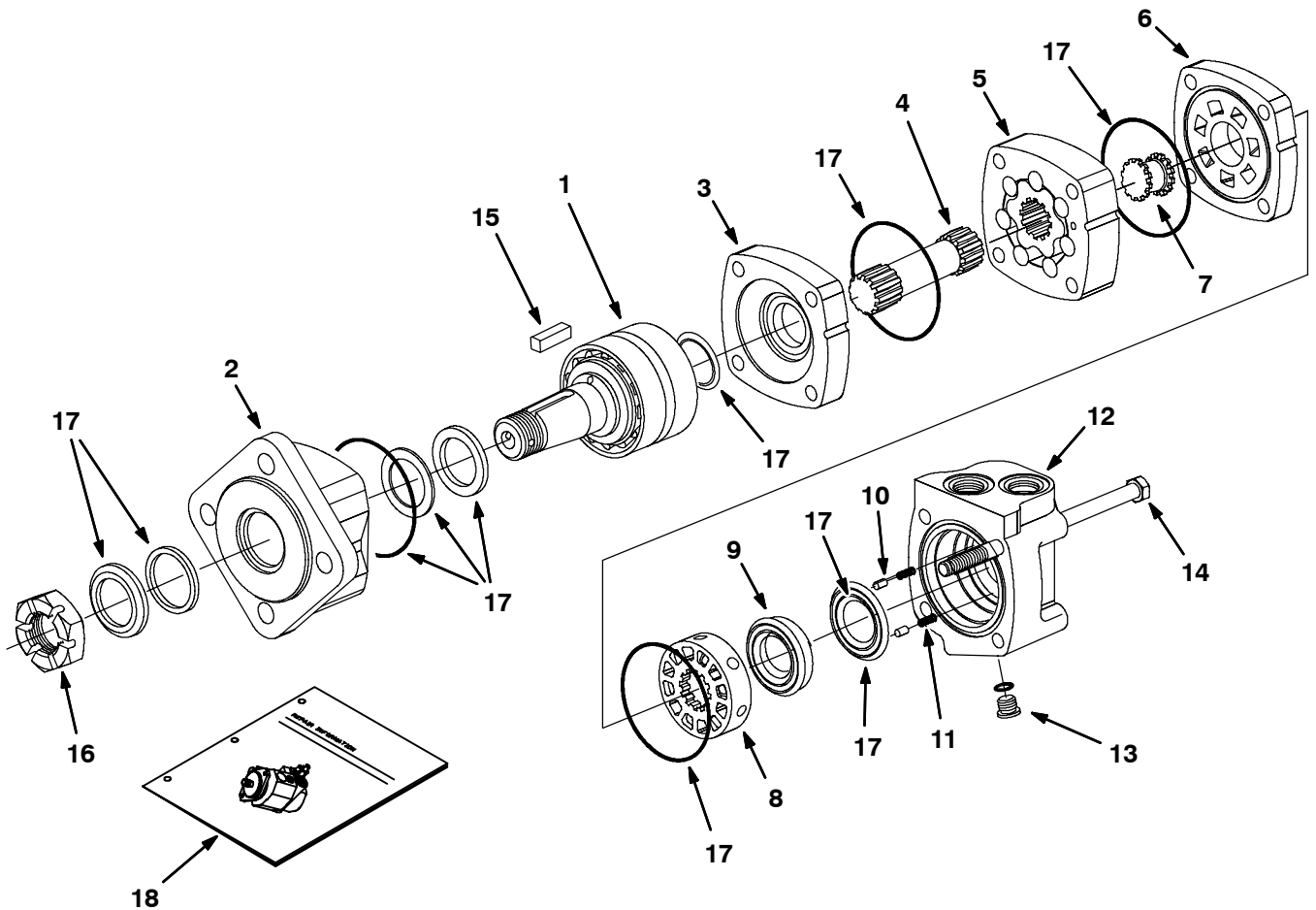
**Fig. 1 - Hydraulic Motor Breakdown, 762035**



10312-09670

Ref.	Tennant Part No.	Manufacturer Serial Number	Description	Qty.
▽	762035	(000000-	) Motor, Hyd Shaker W/End Ports	1
▲	1 37555	(000000-	) Screw	4
▲	2 763504	(000000-	) Flg, Mtg 2-Bolt	1
▲	3 16695	(000000-	) Race Thrust	1
▲	4 45628	(000000-	) Thrust Bearing	1
▲	5 763508	(000000-	) Output Shaft	1
▲	6 74092	(000000-	) Housing	1
▲	7 74093	(000000-	) Plug, Housing	1
▲	8 34172	(000000-	) Drive	1
▲	9 74094	(000000-	) Spacer Plate	1
▲	10 763506	(000000-	) Gerotor Assy	1
▲	11 763509	(000000-	) End Cap	1
▲	12 74191	(000000-	) Screw, Cap	5
▲	13 74099	(000000-	) Plug #10	2
▲	14 00500-15	(000000-	) Key-Wdruff 0.25 1.00 Asa#0808	1
▲	15 28835	(000000-	) Seal Kit, Motor A/H-Stnd	1
	16 763507	(000000-	) Repair Info, Mtr	1

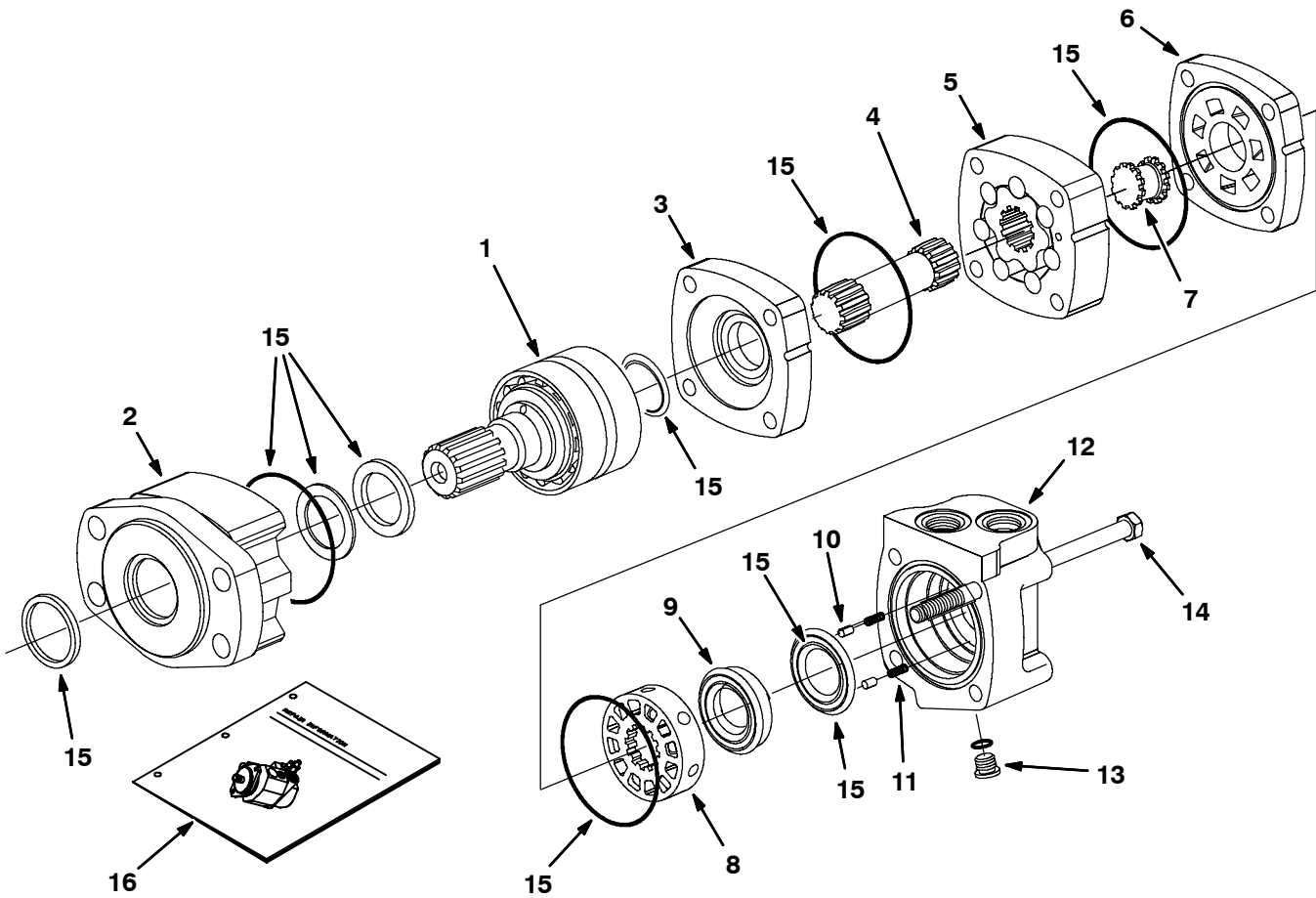
**Fig. 2 - Hydraulic Gear Pump Breakdown, 394433**



09670

Ref.	Tennant Part No.	Manufacturer Serial Number	Description	Qty.	
▽	394433	(000000-	) Motor, Hyd, Gear, [In] 11.9 B 3000	1	
▲	1	21951	(000000-	) Kit, Repair, Bearing, [Char-Lynn]	1
▲	2	762083	(000000-	) Housing, Bearing	1
▲	3	51417	(000000-	) Plate, Pump, Gear	1
▲	4	373439	(000000-	) Drive, Main	1
▲	5	373440	(000000-	) Geroler	1
▲	6	02646	(000000-	) Plate, Valve, Pump, Gear [Char Lynn]	1
▲	7	57370	(000000-	) Valve, Drive, Pump, Hyd, Gear	1
▲	8	02647	(000000-	) Valve, Pump, Hyd, Gear [Char Lynn]	1
▲	9	57373	(000000-	) Ring, Balance, Pump, Hyd, Gear	1
▲	10	57374	(000000-	) Pin, Pump, Hyd, Gear	2
▲	11	57375	(000000-	) Spring, Pump, Hyd, Gear	1
▲	12	373441	(000000-	) Housing, Valve	1
▲	13	74098	(000000-	) Fitting, Plug, O-Ring, #4, Valve Cec	1
▲	14	373442	(000000-	) Screw, Cap	4
▲	15	38315	(000000-	) Key, Sq, Pump, Hyd	1
▲	16	38490	(000000-	) Nut, Slot, Pump, Hyd, Gear	1
▲	17	21953	(000000-	) Seal Kit, Pump	1
▲	18	79729	(000000-	) Repair Info, Mtr	1

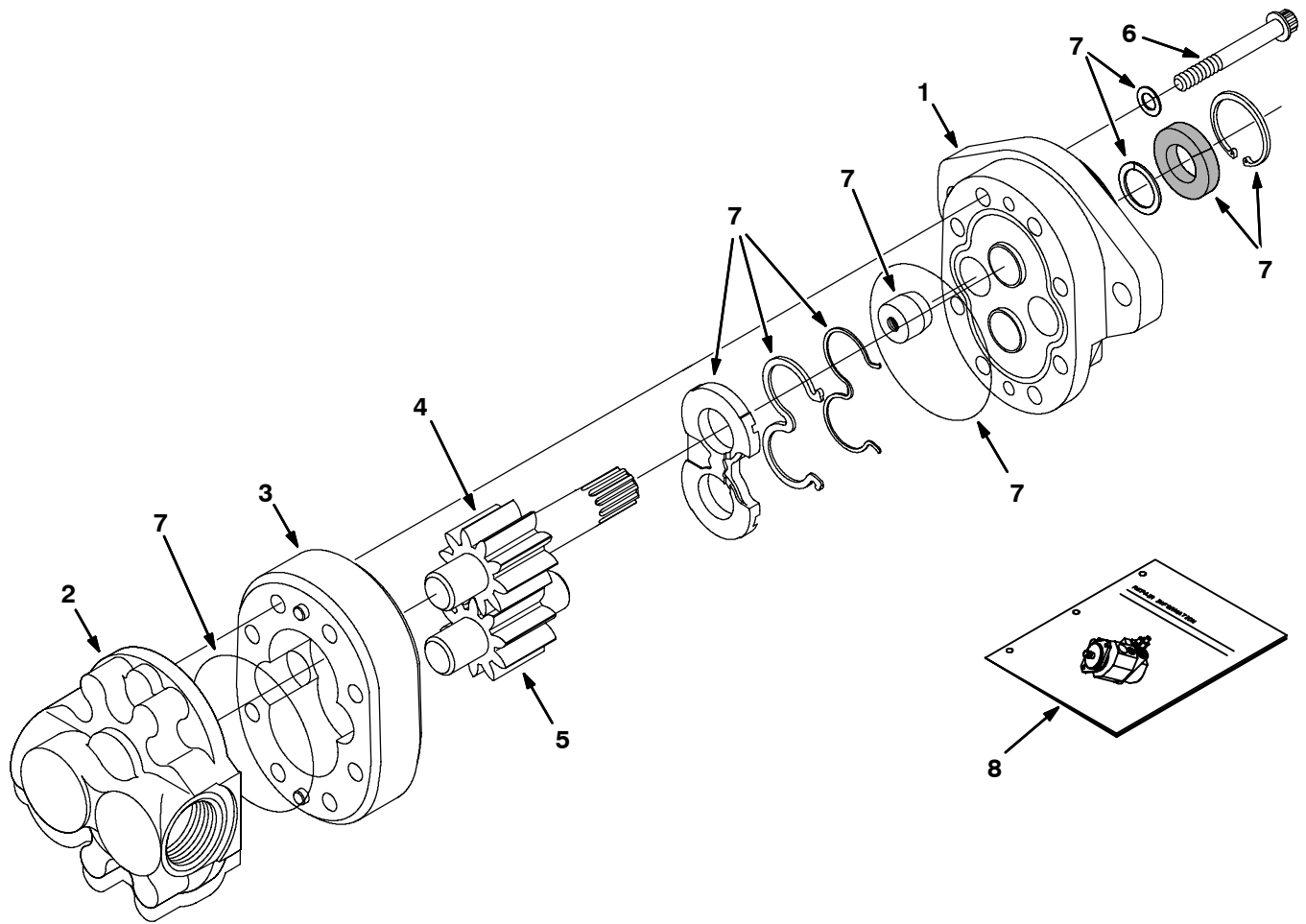
**Fig. 3 - Hydraulic Gear Pump Breakdown, 394434**



09670

Ref.	Tennant Part No.	Manufacturer Serial Number	Description	Qty.	
▽	394434	(000000-	) Motor, Hyd, Gear, [In] 06.2 B 3000	1	
▲	1	373443	(000000-	) Kit, Shaft And Bearing	1
▲	2	373444	(000000-	) Housing, Brg	1
▲	3	51417	(000000-	) Plate, Pump, Gear	1
▲	4	03518	(000000-	) Kit, Replmt, Drive	1
▲	5	03519	(000000-	) Geroler	1
▲	6	02646	(000000-	) Plate, Valve, Pump, Gear [Char Lynn]	1
▲	7	57370	(000000-	) Valve, Drive, Pump, Hyd, Gear	1
▲	8	02647	(000000-	) Valve, Pump, Hyd, Gear [Char Lynn]	1
▲	9	57373	(000000-	) Ring, Balance, Pump, Hyd, Gear	1
▲	10	57374	(000000-	) Pin, Pump, Hyd, Gear	2
▲	11	57375	(000000-	) Spring, Pump, Hyd, Gear	2
▲	12	373441	(000000-	) Housing, Valve	1
▲	13	74098	(000000-	) Fitting, Plug, O-Ring, #4, Valve Cec	1
▲	14	373445	(000000-	) Screw, Cap	4
▲	15	02643	(000000-	) Seal Kit, Pump	1
▲	16	79729	(000000-	) Repair Info, Mtr	1

**Fig. 4 - Hydraulic Gear Pump Breakdown, 395612**



09670

Ref.	Tennant Part No.	Manufacturer Serial Number	Description	Qty.	
▽	395612	(000000-	) Pump, Hyd, Gear [Ex1] 1.87 [R] 2750	1	
▲	1	373201	(000000-	) Plate, Front, Pump, Hyd	1
▲	2	373276	(000000-	) Plate, Back, Pump, Hyd	1
▲	3	373446	(000000-	) Body	1
▲	4	373447	(000000-	) Gear, Drive	1
▲	5	373448	(000000-	) Gear, Idler	1
▲	6	373449	(000000-	) Screw, Cap	8
▲	7	373208	(000000-	) Seal Kit, Pump	1
▲	8	373207	(000000-	) Repair Info, Mtr	1

**Fig. 5 - Hydraulic Motor Breakdown, 394432**

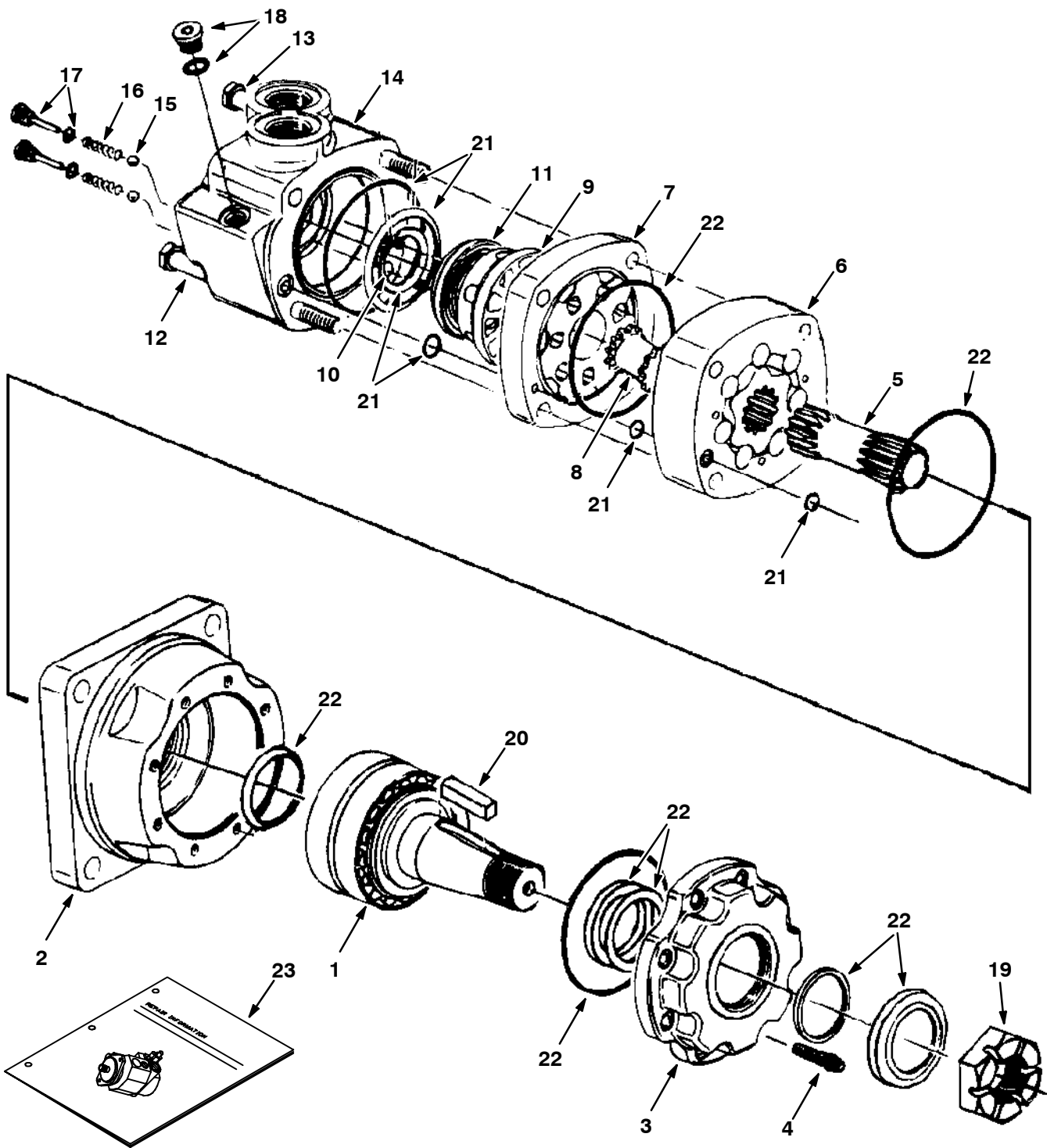


Fig. 5 - Hydraulic Motor Breakdown, 394432

	Ref.	Tennant Part No.	Manufacturer Serial Number	Description	Qty.
▽		394432	(000000-	) Motor, Hyd Gear	1
▲	1	74165	(000000-	) Shaft S/A	1
▲	2	74166	(000000-	) Housing, Brg	1
▲	3	74167	(000000-	) Retainer, Frt	1
▲	4	74168	(000000-	) Screw, Cap	8
▲	5	373435	(000000-	) Drive	1
▲	6	373436	(000000-	) Geroler	1
▲	7	74122	(000000-	) Plate, Valve	1
▲	8	52405	(000000-	) Valve	1
▲	9	74123	(000000-	) Valve	1
▲	10	34178	(000000-	) Spring	2
▲	11	38968	(000000-	) Ring	1
▲	12	373437	(000000-	) Bolt	3
▲	13	373438	(000000-	) Bolt	1
▲	14	74171	(000000-	) Housing Assy,	1
▲	15	37766	(000000-	) Ball	2
▲	16	34179	(000000-	) Spring	2
▲	17	74137	(000000-	) Plug Assembly	2
▲	18	74098	(000000-	) Plug #4	1
▲	19	45622	(000000-	) Nut	1
▲	20	45623	(000000-	) Key	1
▲	21	33580	(000000-	) Seal Kit, Rear	1
▲	22	79828	(000000-	) Seal Kit, Shaft	1
▲	23	74249	(000000-	) Instr. Repair Info, Motor	1

**Fig. 6 - Hydraulic Valve Breakdown, 394408**

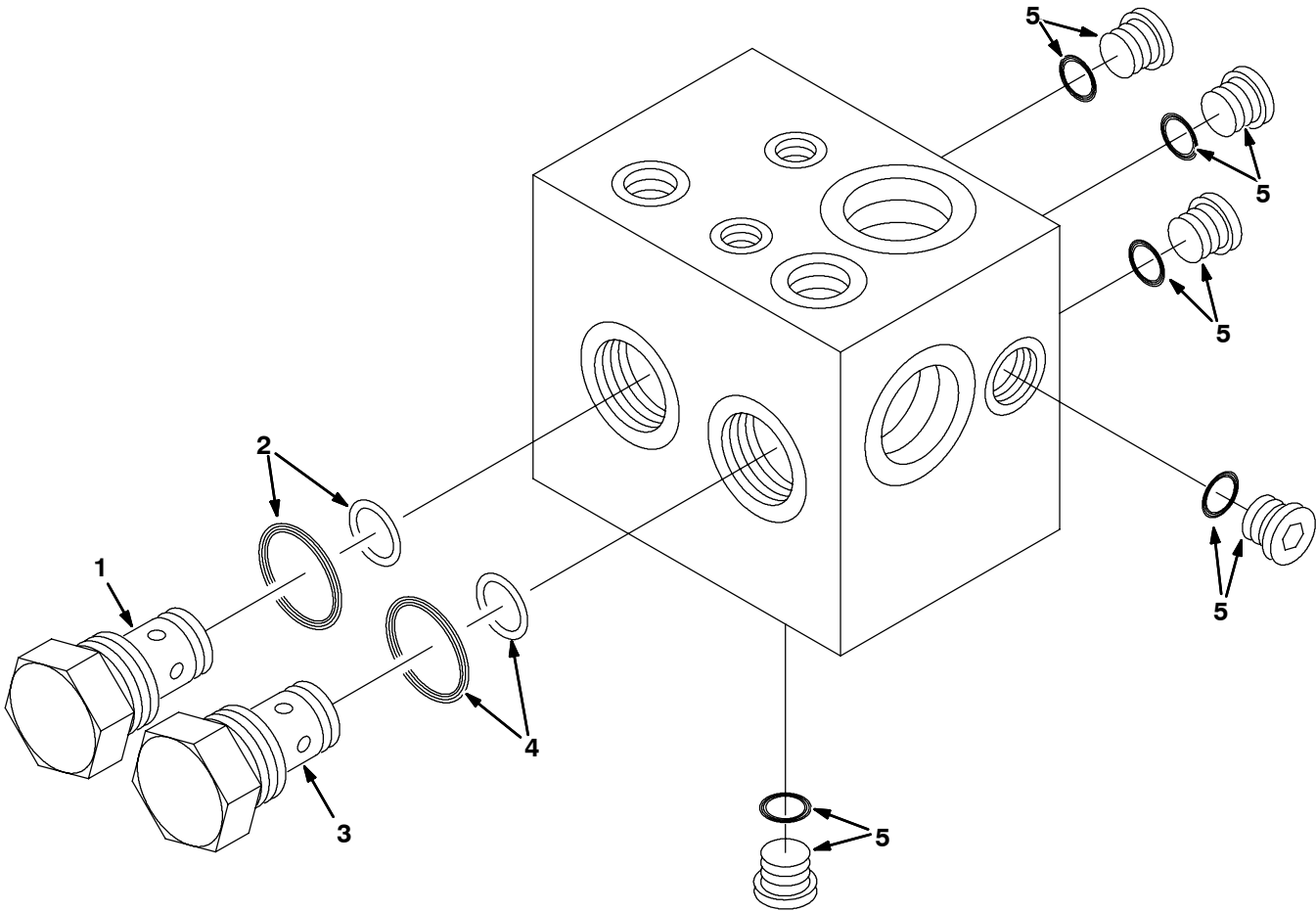
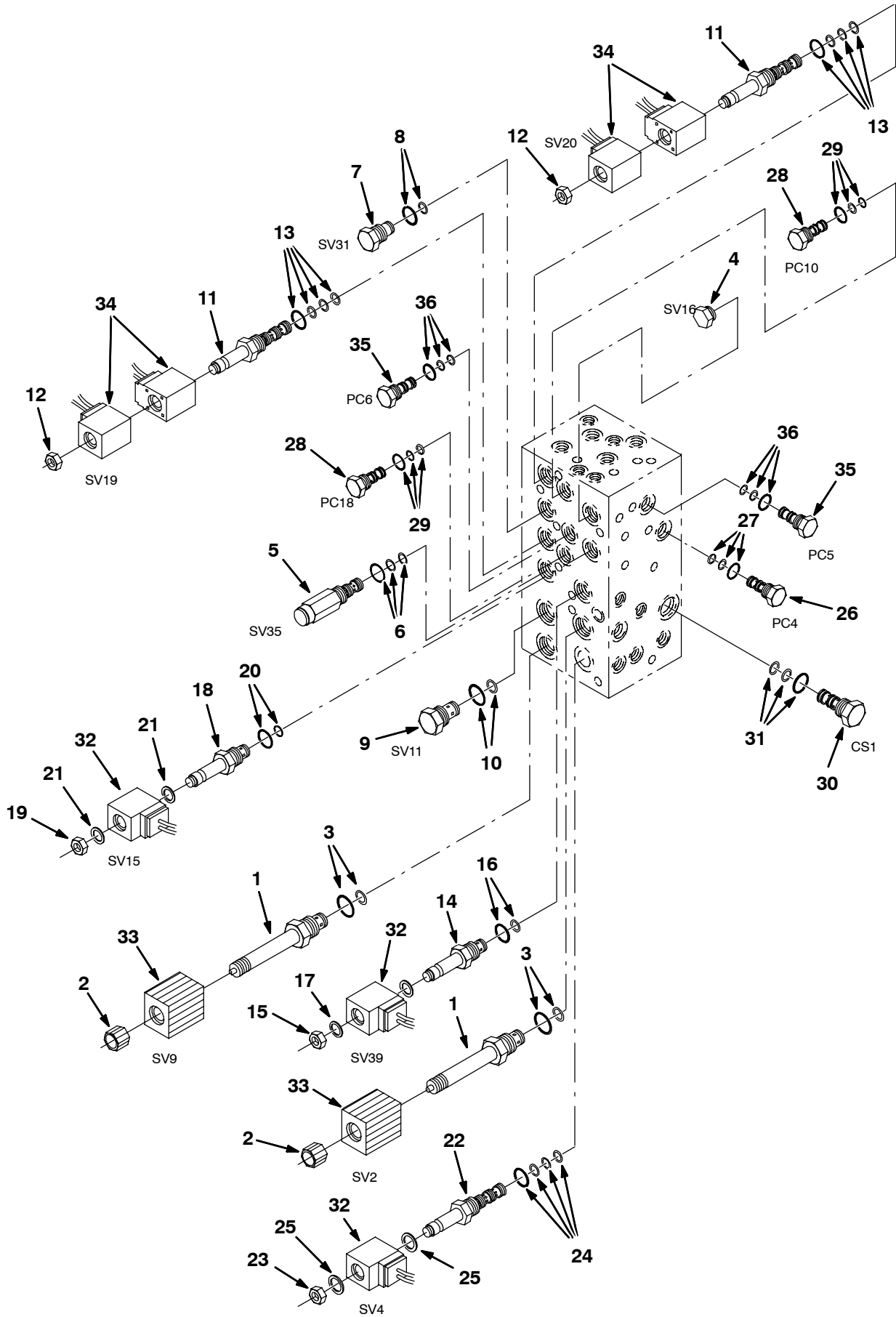




Fig. 6 - Hydraulic Valve Breakdown, 394408

	<b>Ref.</b>	<b>Tenant Part No.</b>	<b>Manufacturer Serial Number</b>	<b>Description</b>	<b>Qty.</b>
▽		394408	(000000-	) Manifold, Hyd [Charge]	1
▲▽	1	373459	(000000-	) Valve, Check	1
▲▲	2	373463	(000000-	) Kit, Seal, Valve	1
▲▽	3	373460	(000000-	) Valve, Check	1
▲▲	4	373463	(000000-	) Kit, Seal, Valve	1
▲	5	79779	(000000-	) Plug, O-Ring En	5

## Fig. 7 - Hydraulic Solenoid Valve Breakdown, 396923

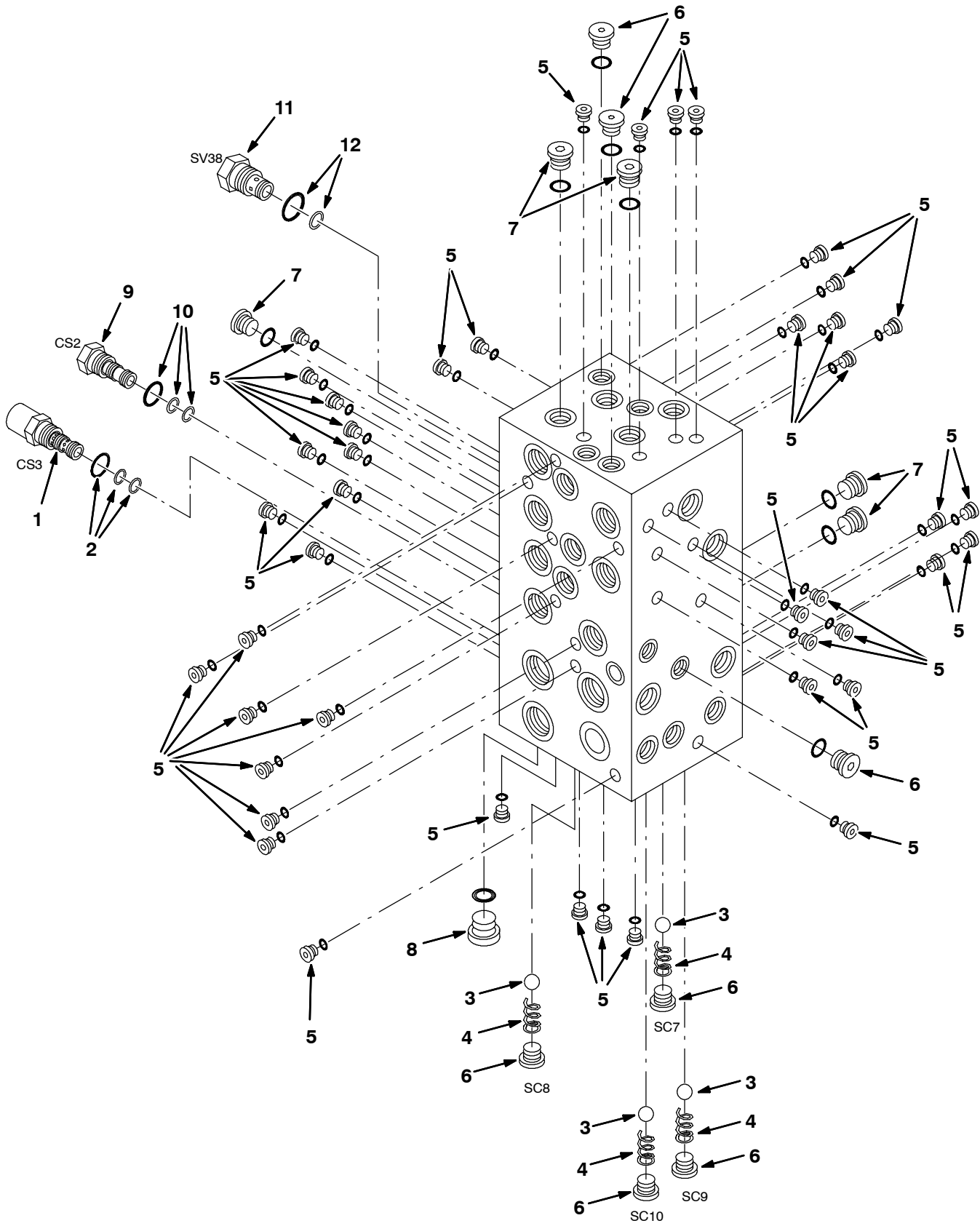


**Fig. 7 - Hydraulic Solenoid Valve Breakdown, 396923**

NOTE: Hydraulic Solenoid Valve Breakdown, Tennant Part Number 396923, includes; Fig. 7 and Fig. 8.

Ref.	Tennant Part No.	Manufacturer Serial Number	Description	Qty.
▽	396923	(000000-	) Valve, Hyd,Cntrl, Sol	1
▲▽	1 373472	(000000-	) Valve, Hyd, Flow Cntrl [Pwm]	2
▲▲	2 373595	(000000-	) Nut, Coil	1
▲▲	3 373594	(000000-	) Kit, Seal, Cartridge	1
▲	4 74099	(000000-	) Fitting, Plug, O-Ring, Motor, Hyd	1
▲▽	5 373473	(000000-	) Valve, Hyd, Cntrl, Press 300 Psi	1
▲▲	6 79711	(000000-	) Kit, Seal, Valve, Hyd [Cec]	1
▲▽	7 373489	(000000-	) Plug	1
▲▲	8 79711	(000000-	) Kit, Seal, Valve, Hyd [Cec]	1
▲▽	9 373490	(000000-	) Plug	1
▲▲	10 22699	(000000-	) Kit, Seal, Cartridge, Valve, Hyd	1
▲▽	11 373479	(000000-	) Valve, Hyd, Sol, 12vdc Dir [3p4w]	2
▲▲	12 373589	(000000-	) Nut	1
▲▲	13 373590	(000000-	) Kit, Seal, Cartridge	1
▲▽	14 21907	(000000-	) Stem, Valve, Hyd, N.c.	1
▲▲	15 79728	(000000-	) Nut, Cart, Valve, Hyd	1
▲▲	16 79711	(000000-	) Kit, Seal, Valve, Hyd [Cec]	1
▲▲	17 79740	(000000-	) Kit, Seal, Valve, Hyd [Cec]	1
▲▽	18 79717	(000000-	) Valve Stem, N.c.	1
▲▲	19 79728	(000000-	) Nut, Cart, Valve, Hyd	1
▲▲	20 79711	(000000-	) Kit, Seal, Valve, Hyd [Cec]	1
▲▲	21 79740	(000000-	) Kit, Seal, Valve, Hyd [Cec]	1
▲▽	22 373475	(000000-	) Valve, Stem	1
▲▲	23 79728	(000000-	) Nut, Cart, Valve, Hyd	1
▲▲	24 79711	(000000-	) Kit, Seal, Valve, Hyd [Cec]	1
▲▲	25 79740	(000000-	) Kit, Seal, Valve, Hyd [Cec]	1
▲▽	26 373553	(000000-	) Valve, Check	1
▲▲	27 48834	(000000-	) Kit, Seal, Valve, Hyd	1
▲▽	28 373470	(000000-	) Valve, Hyd, Check, Pilot	2
▲▲	29 373342	(000000-	) Kit, Seal, Cartridge	1
▲▽	30 373593	(000000-	) Control, Logic	1
▲▲	31 373594	(000000-	) Kit, Seal, Cartridge	1
▲	32 21916	(000000-	) Solenoid, 12vdc, Valve, Hyd	3
▲	33 373468	(000000-	) Solenoid, Hyd, 12 Vdc, 42 Watt	2
▲	34 373478	(000000-	) Solenoid, Hyd, 12 Vdc, 12 Watt	4
▲▽	35 373556	(000000-	) Plug	2
▲▲	36 48834	(000000-	) Kit, Seal, Valve, Hyd	1

**Fig. 8 - Hydraulic Solenoid Valve Breakdown, 396923**

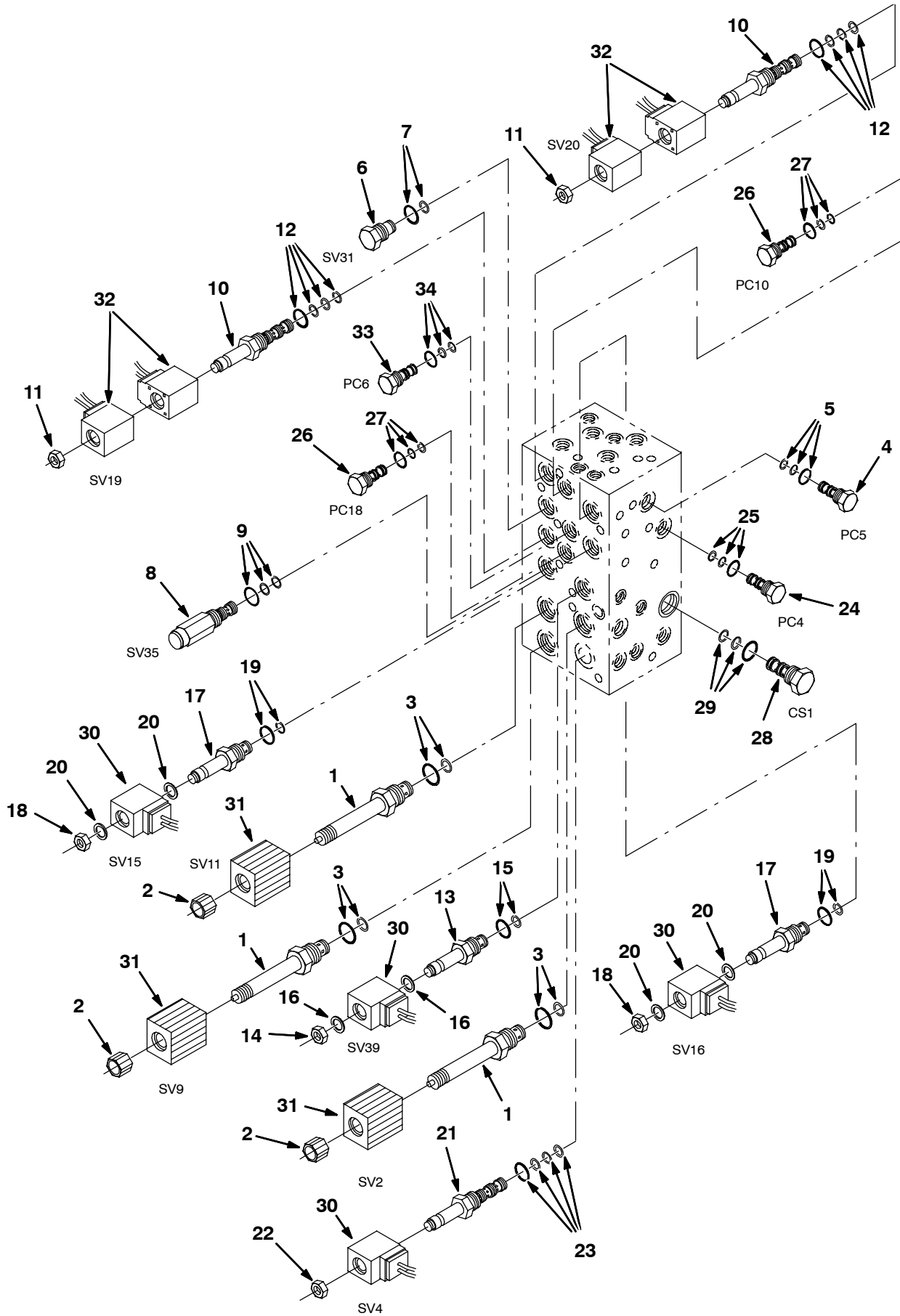


**Fig. 8 - Hydraulic Solenoid Valve Breakdown, 396923**

NOTE: Hydraulic Solenoid Valve Breakdown, Tennant Part Number 396923, includes; Fig. 7 and Fig. 8.

	<b>Tennant Ref. Part No.</b>	<b>Manufacturer Serial Number</b>	<b>Description</b>	<b>Qty.</b>
▽	396923	(000000-	) Valve, Hyd,Cntrl, Sol	1
▲▽	1 396718	(000000-	) Valve, Hyd, Cntrl, Press [Comp]	1
▲▲	2 373590	(000000-	) Kit, Seal, Cartridge	1
▲	3 79727	(000000-	) Ball, Valve, Hyd	4
▲	4 79726	(000000-	) Spring, Valve, Hyd	4
▲	5 13902	(000000-	) Fitting, Plug, O-Ring, #2, Valve	45
▲	6 74098	(000000-	) Fitting, Plug, O-Ring, #4	7
▲	7 13904	(000000-	) Fitting, Plug, O-Ring, #6, Valve	7
▲	8 13907	(000000-	) Fitting, Plug, O-Ring	1
▲▽	9 373591	(000000-	) Plug	1
▲▲	10 79711	(000000-	) Kit, Seal, Valve, Hyd [Cec]	1
▲▽	11 373488	(000000-	) Plug, Cavity	1
▲▲	12 79711	(000000-	) Kit, Seal, Valve, Hyd [Cec]	1

**Fig. 9 - Hydraulic Solenoid Valve Breakdown, 396924**

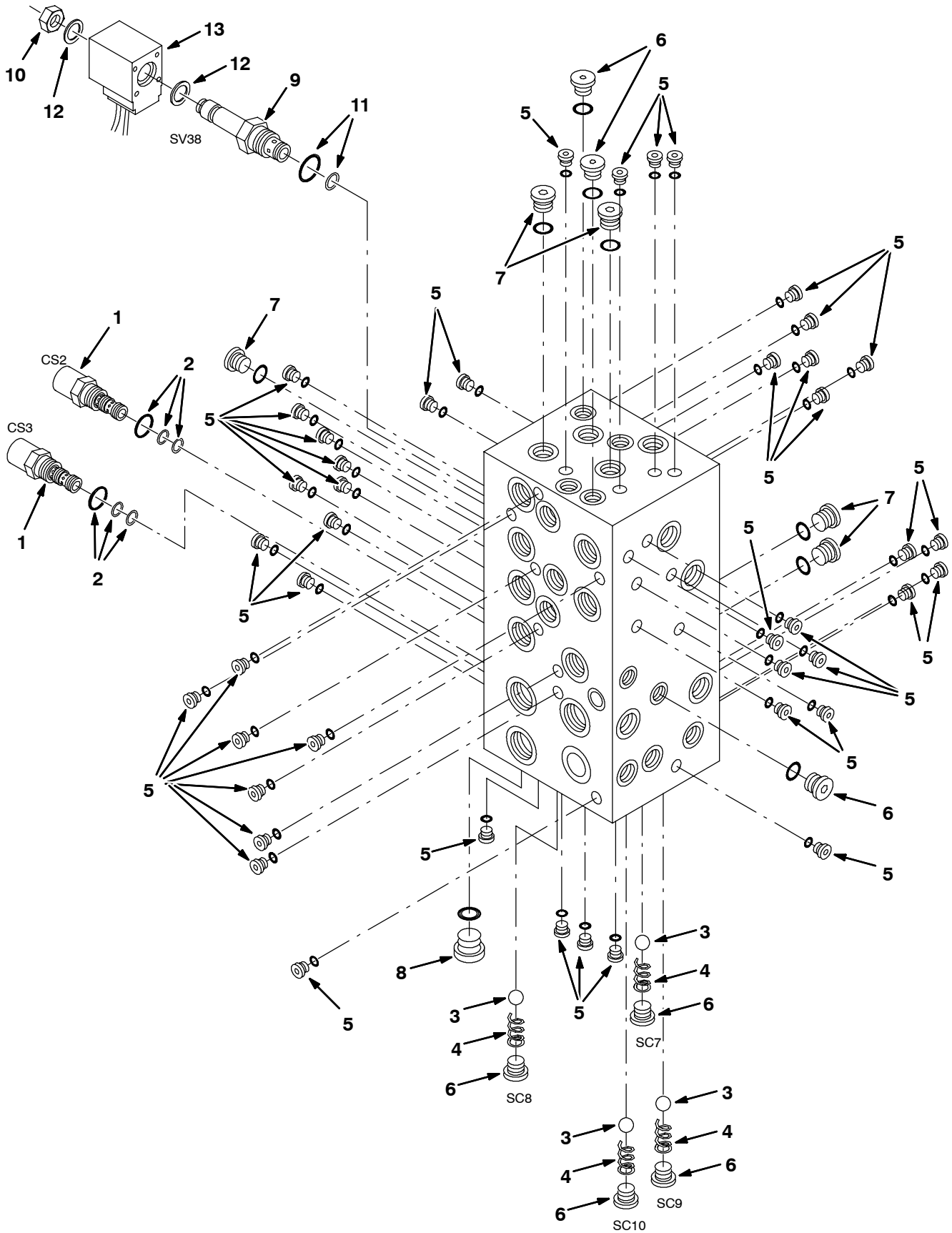


**Fig. 9 - Hydraulic Solenoid Valve Breakdown, 396924**

NOTE: Hydraulic Solenoid Valve Breakdown, Tennant Part Number 396924, includes; Fig. 9 and Fig. 10.

	Tennant Ref.	Tennant Part No.	Manufacturer Serial Number	Description	Qty.
▽		396924	(000000-	) Valve, Hyd,Cntrl, Sol	1
▲▽	1	373472	(000000-	) Valve, Hyd, Flow Cntrl [Pwm]	3
▲▲	2	373595	(000000-	) Nut, Coil	1
▲▲	3	373594	(000000-	) Kit, Seal, Cartridge	1
▲▽	4	373553	(000000-	) Valve, Check, Valve, Hyd	1
▲▲	5	48834	(000000-	) Kit, Seal, Valve, Hyd	1
▲▽	6	373489	(000000-	) Plug	1
▲▲	7	79711	(000000-	) Kit, Seal, Valve, Hyd [Cec]	1
▲▽	8	373473	(000000-	) Valve, Hyd, Cntrl, Press 300 Psi	1
▲▲	9	79711	(000000-	) Kit, Seal, Valve, Hyd [Cec]	1
▲▽	10	373479	(000000-	) Valve, Hyd, Sol, 12vdc Dir [3p4w]	2
▲▲	11	373589	(000000-	) Nut	1
▲▲	12	373590	(000000-	) Kit, Seal, Cartridge	1
▲▽	13	21907	(000000-	) Stem, Valve, Hyd, N.c.	1
▲▲	14	79728	(000000-	) Nut, Cart, Valve, Hyd	1
▲▲	15	79711	(000000-	) Kit, Seal, Valve, Hyd [Cec]	1
▲▲	16	79740	(000000-	) Kit, Seal, Valve, Hyd [Cec]	1
▲▽	17	79717	(000000-	) Valve Stem, N.c.	2
▲▲	18	79728	(000000-	) Nut, Cart, Valve, Hyd	1
▲▲	19	79711	(000000-	) Kit, Seal, Valve, Hyd [Cec]	1
▲▲	20	79740	(000000-	) Kit, Seal, Valve, Hyd [Cec]	1
▲▽	21	373475	(000000-	) Valve, Stem	1
▲▲	22	79728	(000000-	) Nut, Cart, Valve, Hyd	1
▲▲	23	79711	(000000-	) Kit, Seal, Valve, Hyd [Cec]	1
▲▽	24	373553	(000000-	) Valve, Check	1
▲▲	25	48834	(000000-	) Kit, Seal, Valve, Hyd	1
▲▽	26	373470	(000000-	) Valve, Hyd, Check, Pilot	2
▲▲	27	373342	(000000-	) Kit, Seal, Cartridge	1
▲▽	28	373593	(000000-	) Control, Logic	1
▲▲	29	373594	(000000-	) Kit, Seal, Cartridge	1
▲	30	21916	(000000-	) Solenoid, 12vdc, Valve, Hyd	4
▲	31	373468	(000000-	) Solenoid, Hyd, 12 Vdc, 42 Watt	3
▲	32	373478	(000000-	) Solenoid, Hyd, 12 Vdc, 12 Watt	4
▲▽	33	373556	(000000-	) Plug	1
▲▲	34	48834	(000000-	) Kit, Seal, Valve, Hyd	1

**Fig. 10 - Hydraulic Solenoid Valve Breakdown, 396924**



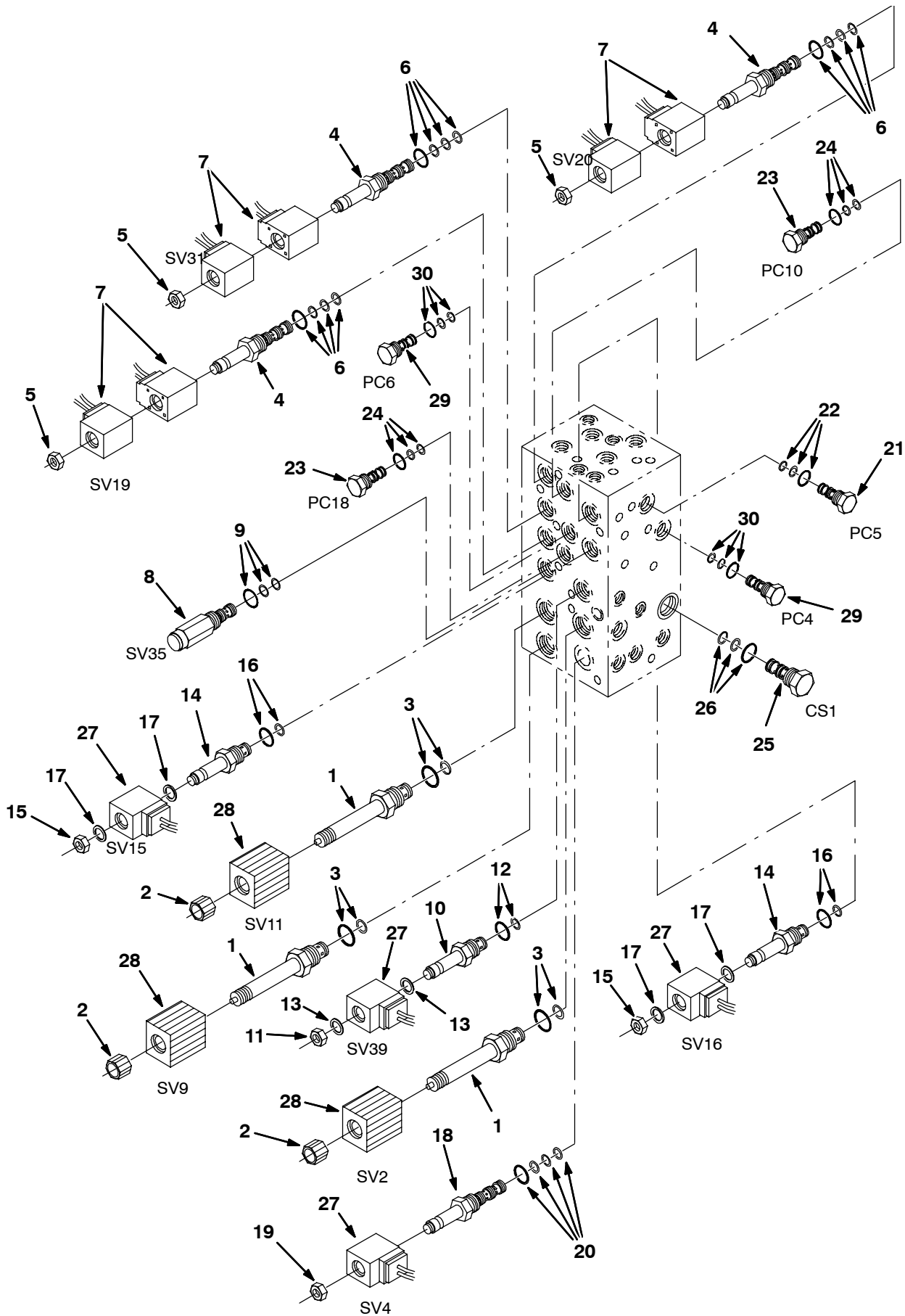


**Fig. 10 - Hydraulic Solenoid Valve Breakdown, 396924**

NOTE: Hydraulic Solenoid Valve Breakdown, Tennant Part Number 396924, includes; Fig. 9 and Fig. 10.

	<b>Tennant Ref.</b>	<b>Part No.</b>	<b>Manufacturer Serial Number</b>	<b>Description</b>	<b>Qty.</b>
▽		396924	(000000-	) Valve, Hyd,Cntrl, Sol	1
▲▽	1	396718	(000000-	) Valve, Hyd, Cntrl, Press [Comp]	2
▲▲	2	373590	(000000-	) Kit, Seal, Cartridge	1
▲	3	79727	(000000-	) Ball, Valve, Hyd	4
▲	4	79726	(000000-	) Spring, Valve, Hyd	4
▲	5	13902	(000000-	) Fitting, Plug, O-Ring, #2, Valve	45
▲	6	74098	(000000-	) Fitting, Plug, O-Ring, #4	7
▲	7	13904	(000000-	) Fitting, Plug, O-Ring, #6, Valve	7
▲	8	13907	(000000-	) Fitting, Plug, O-Ring	1
▲▽	9	21907	(000000-	) Stem, Valve, Hyd, N.C.	1
▲▲	10	79728	(000000-	) Nut, Cart, Valve, Hyd	1
▲▲	11	79711	(000000-	) Kit, Seal, Valve, Hyd [Cec]	1
▲▲	12	79740	(000000-	) Kit, Seal, Valve, Hyd [Cec]	1
▲	13	21916	(000000-	) Solenoid, 12vdc, Valve, Hyd	4

**Fig. 11 - Hydraulic Solenoid Valve Breakdown, 396925**

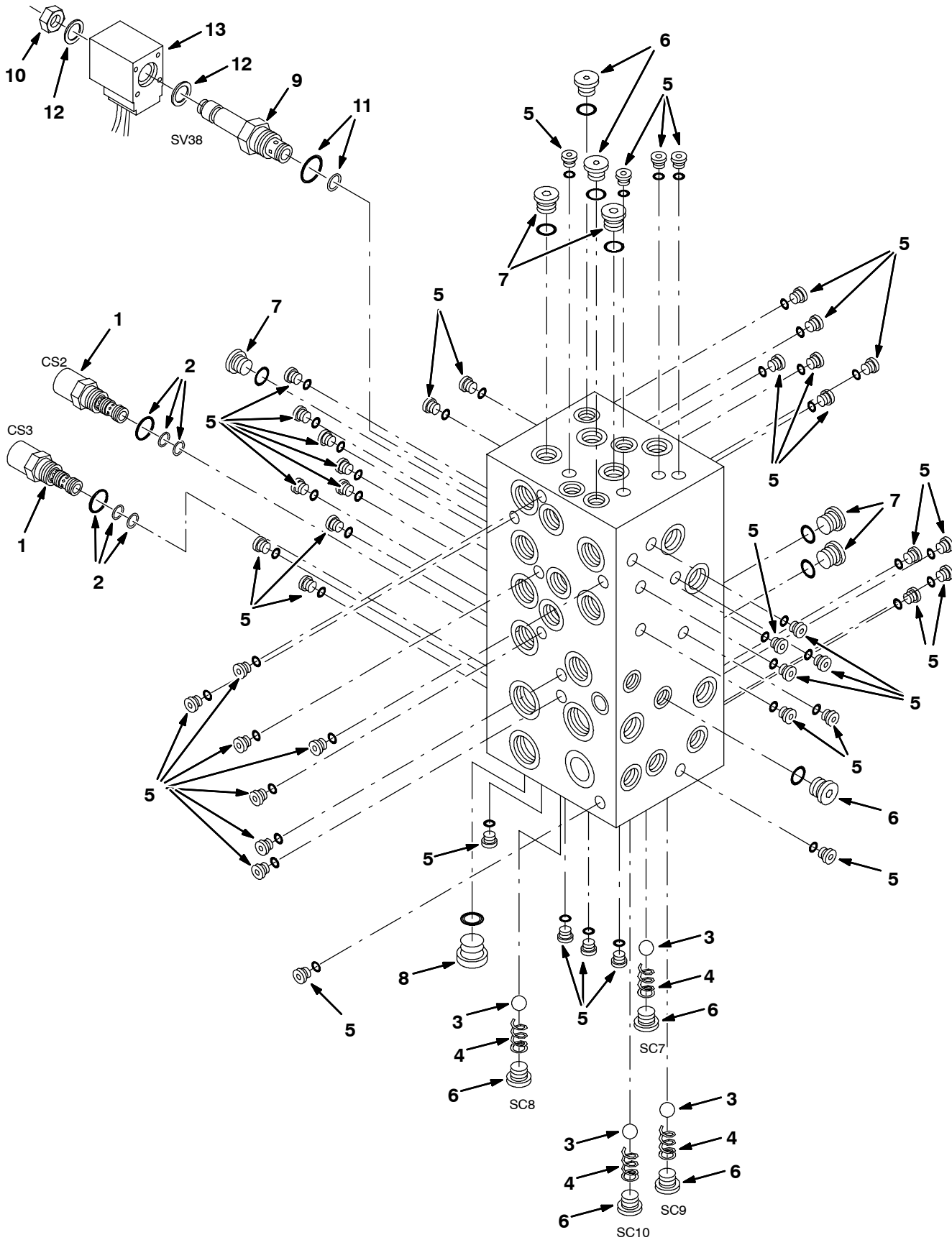


**Fig. 11 - Hydraulic Solenoid Valve Breakdown, 396925**

NOTE: Hydraulic Solenoid Valve Breakdown, Tennant Part Number 396925, includes; Fig. 11 and Fig. 12.

Ref.	Tennant Part No.	Manufacturer Serial Number	Description	Qty.
▽	396925	(000000-	) Valve, Hyd,Cntrl, Sol	1
▲▽	1 373472	(000000-	) Valve, Hyd, Flow Cntrl [Pwm]	3
▲▲	2 373595	(000000-	) Nut, Coil	1
▲▲	3 373594	(000000-	) Kit, Seal, Cartridge	1
▲▽	4 373479	(000000-	) Valve, Hyd, Sol, 12vdc Dir [3p4w]	3
▲▲	5 373589	(000000-	) Nut	1
▲▲	6 373590	(000000-	) Kit, Seal, Cartridge	1
▲	7 373478	(000000-	) Solenoid, Hyd, 12 Vdc, 12 Watt	5
▲▽	8 373473	(000000-	) Valve, Hyd, Cntrl, Press 300 Psi	1
▲▲	9 79711	(000000-	) Kit, Seal, Valve, Hyd [Cec]	1
▲▽	10 21907	(000000-	) Stem, Valve, Hyd, N.c.	1
▲▲	11 79728	(000000-	) Nut, Cart, Valve, Hyd	1
▲▲	12 79711	(000000-	) Kit, Seal, Valve, Hyd [Cec]	1
▲▲	13 79740	(000000-	) Kit, Seal, Valve, Hyd [Cec]	1
▲▽	14 79717	(000000-	) Valve Stem, N.c.	2
▲▲	15 79728	(000000-	) Nut, Cart, Valve, Hyd	1
▲▲	16 79711	(000000-	) Kit, Seal, Valve, Hyd [Cec]	1
▲▲	17 79740	(000000-	) Kit, Seal, Valve, Hyd [Cec]	1
▲▽	18 373475	(000000-	) Valve, Stem	1
▲▲	19 79728	(000000-	) Nut, Cart, Valve, Hyd	1
▲▲	20 79711	(000000-	) Kit, Seal, Valve, Hyd [Cec]	1
▲▽	21 373553	(000000-	) Valve, Check	1
▲▲	22 48834	(000000-	) Kit, Seal, Valve, Hyd	1
▲▽	23 373470	(000000-	) Valve, Hyd, Check, Pilot	2
▲▲	24 373342	(000000-	) Kit, Seal, Cartridge	1
▲▽	25 373593	(000000-	) Control, Logic	1
▲▲	26 373594	(000000-	) Kit, Seal, Cartridge	1
▲	27 21916	(000000-	) Solenoid, 12vdc, Valve, Hyd	4
▲	28 373468	(000000-	) Solenoid, Hyd, 12 Vdc, 42 Watt	3
▲▽	29 373553	(000000-	) Valve, Check, Valve, Hyd	2
▲▲	30 48834	(000000-	) Kit, Seal, Valve, Hyd	1

**Fig. 12 - Hydraulic Solenoid Valve Breakdown, 396925**

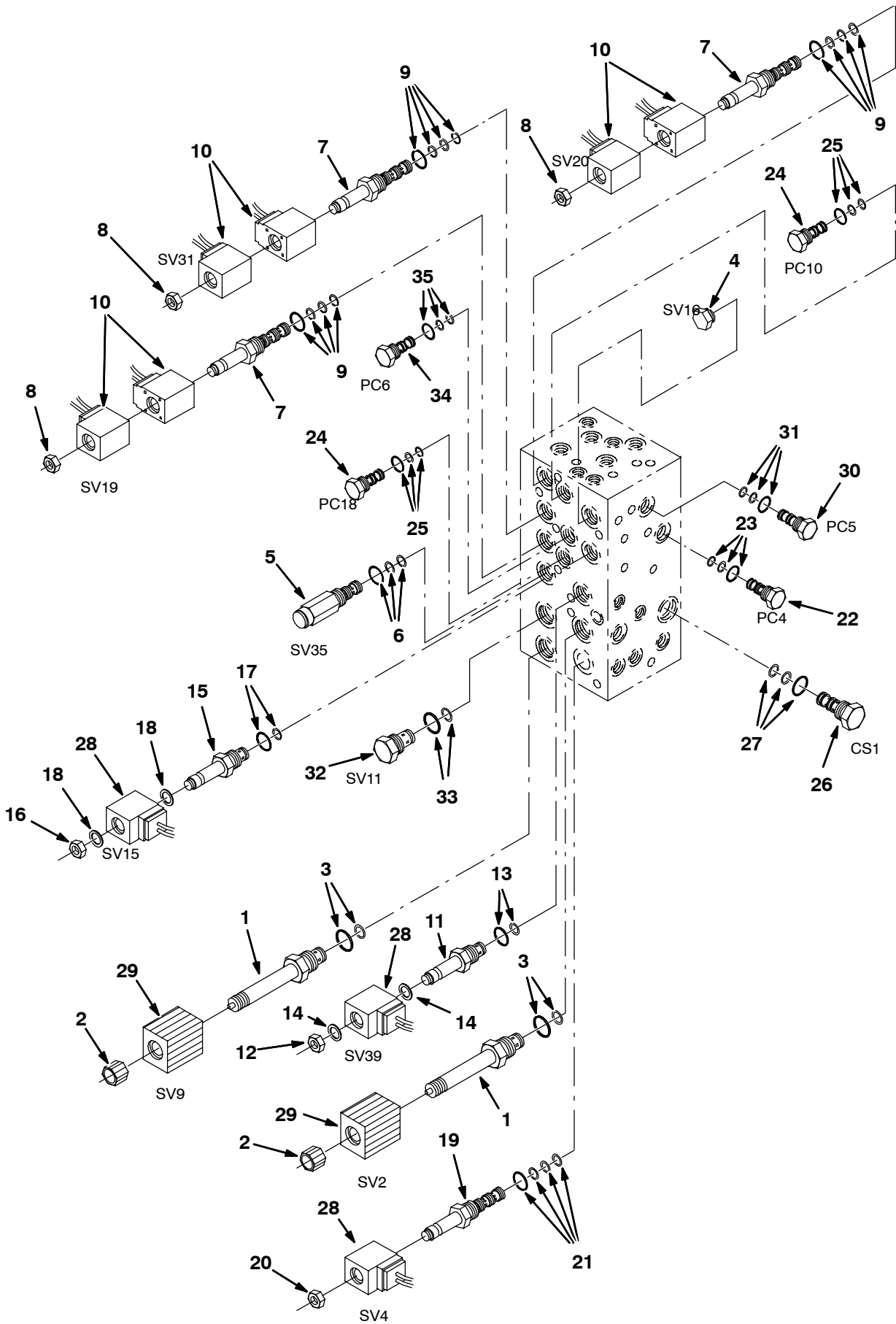


**Fig. 12 - Hydraulic Solenoid Valve Breakdown, 396925**

NOTE: Hydraulic Solenoid Valve Breakdown, Tennant Part Number 396925, includes; Fig. 11 and Fig. 12.

	<b>Tennant Ref.</b>	<b>Part No.</b>	<b>Manufacturer Serial Number</b>	<b>Description</b>	<b>Qty.</b>
▽		396925	(000000-	) Valve, Hyd,Cntrl, Sol	1
▲▽	1	396718	(000000-	) Valve, Hyd, Cntrl, Press [Comp]	2
▲▲	2	373590	(000000-	) Kit, Seal, Cartridge	1
▲	3	79727	(000000-	) Ball, Valve, Hyd	4
▲	4	79726	(000000-	) Spring, Valve, Hyd	4
▲	5	13902	(000000-	) Fitting, Plug, O-Ring, #2, Valve	45
▲	6	74098	(000000-	) Fitting, Plug, O-Ring, #4	7
▲	7	13904	(000000-	) Fitting, Plug, O-Ring, #6, Valve	7
▲	8	13907	(000000-	) Fitting, Plug, O-Ring	1
▲▽	9	21907	(000000-	) Stem, Valve, Hyd, N.C.	1
▲▲	10	79728	(000000-	) Nut, Cart, Valve, Hyd	1
▲▲	11	79711	(000000-	) Kit, Seal, Valve, Hyd [Cec]	1
▲▲	12	79740	(000000-	) Kit, Seal, Valve, Hyd [Cec]	1
▲	13	21916	(000000-	) Solenoid, 12vdc, Valve, Hyd	1

**Fig. 13 - Hydraulic Solenoid Valve Breakdown, 396926**

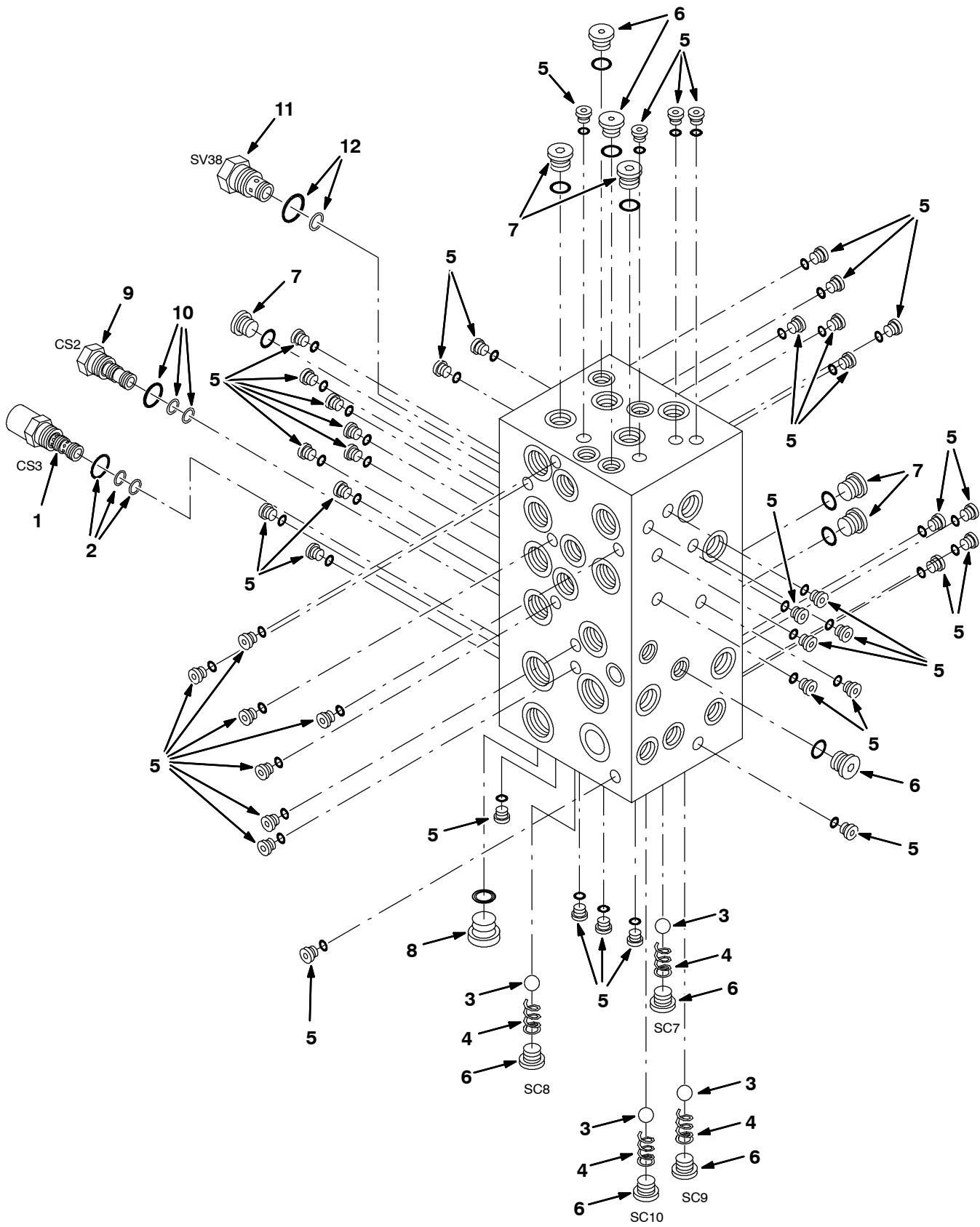


**Fig. 13 - Hydraulic Solenoid Valve Breakdown, 396926**

NOTE: Hydraulic Solenoid Valve Breakdown, Tennant Part Number 396926, includes; Fig. 13 and Fig. 14.

	Tennant Ref.	Part No.	Manufacturer Serial Number	Description	Qty.
▽		396926	(000000-	) Valve, Hyd,Cntrl, Sol	1
▲▽	1	373472	(000000-	) Valve, Hyd, Flow Cntrl [Pwm]	2
▲▲	2	373595	(000000-	) Nut, Coil	1
▲▲	3	373594	(000000-	) Kit, Seal, Cartridge	1
▲	4	74099	(000000-	) Fitting, Plug, O-Ring, Motor, Hyd	1
▲▽	5	373473	(000000-	) Valve, Hyd, Cntrl, Press 300 Psi	1
▲▲	6	79711	(000000-	) Kit, Seal, Valve, Hyd [Cec]	1
▲▽	7	373479	(000000-	) Valve, Hyd, Sol, 12vdc Dir [3p4w]	2
▲▲	8	373589	(000000-	) Nut	1
▲▲	9	373590	(000000-	) Kit, Seal, Cartridge	1
▲	10	373478	(000000-	) Solenoid, Hyd, 12 Vdc, 12 Watt	6
▲▽	11	21907	(000000-	) Stem, Valve, Hyd, N.c.	1
▲▲	12	79728	(000000-	) Nut, Cart, Valve, Hyd	1
▲▲	13	79711	(000000-	) Kit, Seal, Valve, Hyd [Cec]	1
▲▲	14	79740	(000000-	) Kit, Seal, Valve, Hyd [Cec]	1
▲▽	15	79717	(000000-	) Valve Stem, N.c.	1
▲▲	16	79728	(000000-	) Nut, Cart, Valve, Hyd	1
▲▲	17	79711	(000000-	) Kit, Seal, Valve, Hyd [Cec]	1
▲▲	18	79740	(000000-	) Kit, Seal, Valve, Hyd [Cec]	1
▲▽	19	373475	(000000-	) Valve, Stem	1
▲▲	20	79728	(000000-	) Nut, Cart, Valve, Hyd	1
▲▲	21	79711	(000000-	) Kit, Seal, Valve, Hyd [Cec]	1
▲▽	22	373553	(000000-	) Valve, Check	1
▲▲	23	48834	(000000-	) Kit, Seal, Valve, Hyd	1
▲▽	24	373470	(000000-	) Valve, Hyd, Check, Pilot	2
▲▲	25	373342	(000000-	) Kit, Seal, Cartridge	1
▲▽	26	373593	(000000-	) Control, Logic	1
▲▲	27	373594	(000000-	) Kit, Seal, Cartridge	1
▲	28	21916	(000000-	) Solenoid, 12vdc, Valve, Hyd	3
▲	29	373468	(000000-	) Solenoid, Hyd, 12 Vdc, 42 Watt	2
▲▽	30	373556	(000000-	) Plug	1
▲▲	31	48834	(000000-	) Kit, Seal, Valve, Hyd	1
▲▽	32	373490	(000000-	) Plug	1
▲▲	33	22699	(000000-	) Kit, Seal, Cartridge, Valve, Hyd	1
▲▽	34	373553	(000000-	) Valve, Check, Valve, Hyd	1
▲▲	35	48834	(000000-	) Kit, Seal, Valve, Hyd	1

Fig. 14 - Hydraulic Solenoid Valve Breakdown, 396926



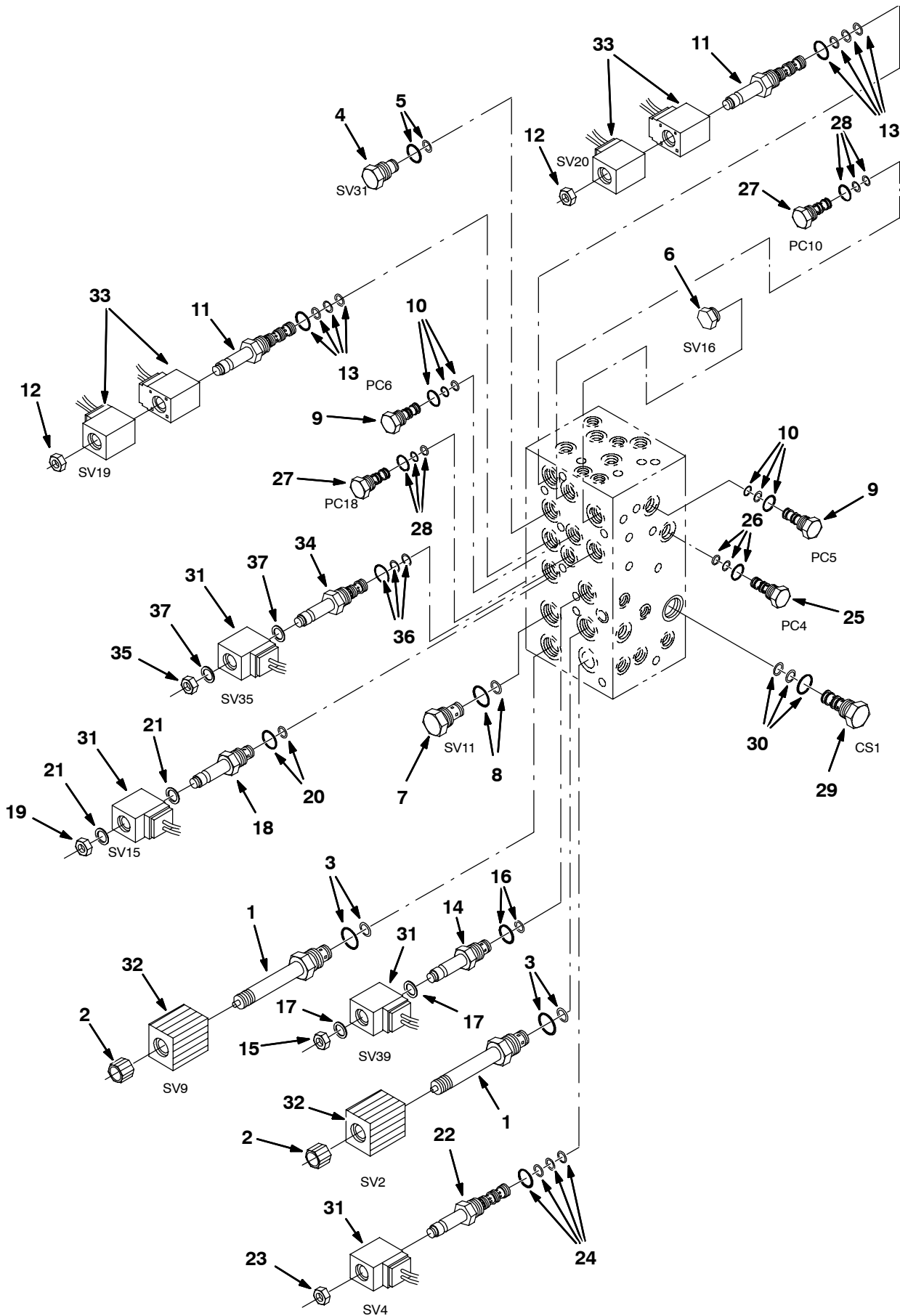


**Fig. 14 - Hydraulic Solenoid Valve Breakdown, 396926**

NOTE: Hydraulic Solenoid Valve Breakdown, Tennant Part Number 396926, includes; Fig. 13 and Fig. 14.

	<b>Tennant Ref.</b>	<b>Part No.</b>	<b>Manufacturer Serial Number</b>	<b>Description</b>	<b>Qty.</b>
▽		396926	(000000-	) Valve, Hyd,Cntrl, Sol	1
▲▽	1	396718	(000000-	) Valve, Hyd, Cntrl, Press [Comp]	1
▲▲	2	373590	(000000-	) Kit, Seal, Cartridge	1
▲	3	79727	(000000-	) Ball, Valve, Hyd	4
▲	4	79726	(000000-	) Spring, Valve, Hyd	4
▲	5	13902	(000000-	) Fitting, Plug, O-Ring, #2, Valve	45
▲	6	74098	(000000-	) Fitting, Plug, O-Ring, #4	7
▲	7	13904	(000000-	) Fitting, Plug, O-Ring, #6, Valve	7
▲	8	13907	(000000-	) Fitting, Plug, O-Ring	1
▲▽	9	373591	(000000-	) Plug	1
▲▲	10	79711	(000000-	) Kit, Seal, Valve, Hyd [Cec]	1
▲▽	11	373488	(000000-	) Plug, Cavity	1
▲▲	12	79711	(000000-	) Kit, Seal, Valve, Hyd [Cec]	1

**Fig. 15 - Hydraulic Solenoid Valve Breakdown, 396927**

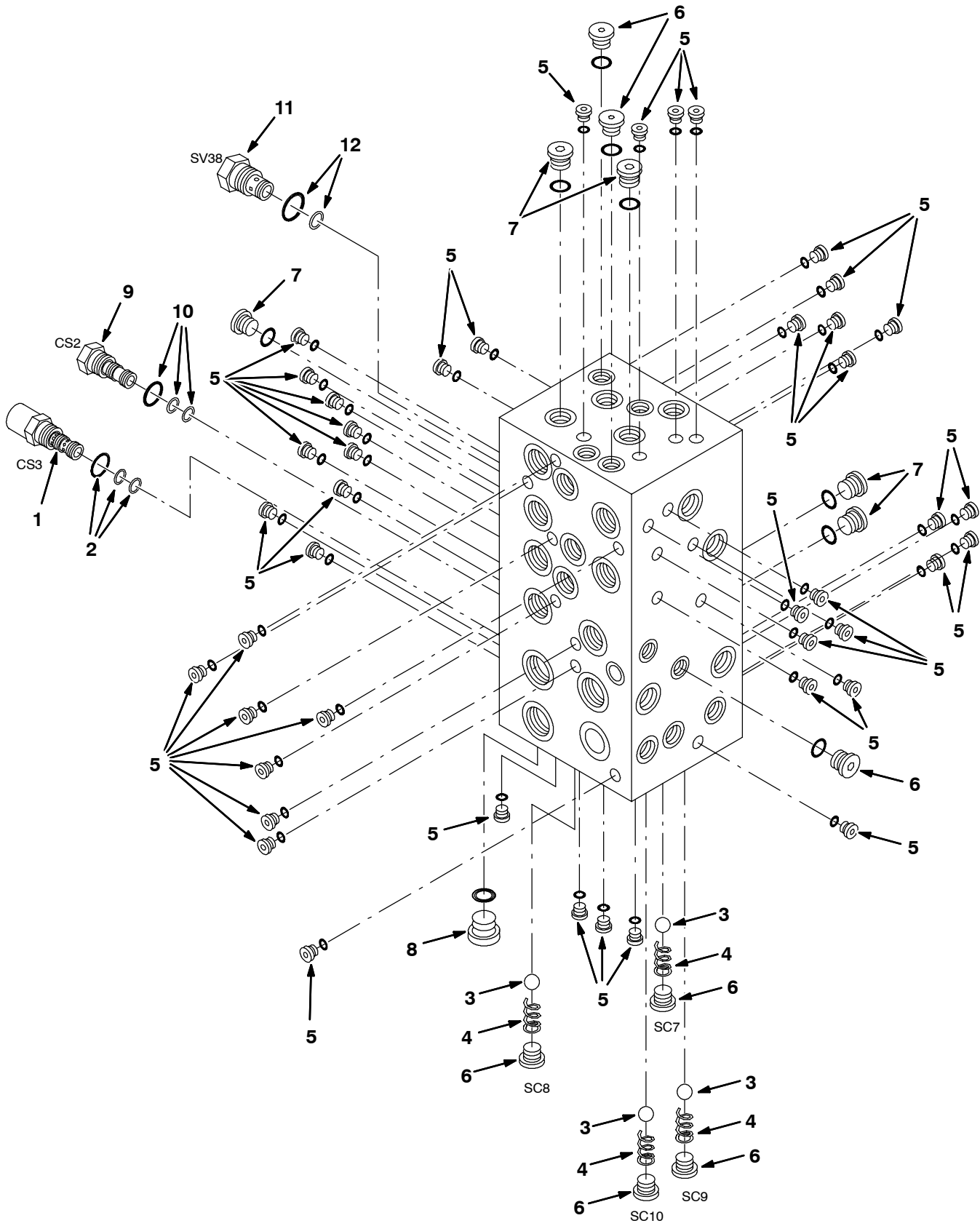


**Fig. 15 - Hydraulic Solenoid Valve Breakdown, 396927**

NOTE: Hydraulic Solenoid Valve Breakdown, Tennant Part Number 396927, includes; Fig. 15 and Fig. 16.

	Tennant Ref.	Part No.	Manufacturer Serial Number	Description	Qty.
▽		396927	(000000-	) Valve, Hyd,Cntrl, Sol	1
▲▽	1	373472	(000000-	) Valve, Hyd, Flow Cntrl [Pwm]	2
▲▲	2	373595	(000000-	) Nut, Coil	1
▲▲	3	373594	(000000-	) Kit, Seal, Cartridge	1
▲▽	4	373489	(000000-	) Plug	1
▲▲	5	79711	(000000-	) Kit, Seal, Valve, Hyd [Cec]	1
▲	6	74099	(000000-	) Fitting, Plug, O-Ring, Motor, Hyd	1
▲▽	7	373490	(000000-	) Plug	1
▲▲	8	22699	(000000-	) Kit, Seal, Cartridge, Valve, Hyd	1
▲▽	9	373556	(000000-	) Plug	2
▲▲	10	48834	(000000-	) Kit, Seal, Valve, Hyd	1
▲▽	11	373479	(000000-	) Valve, Hyd, Sol, 12vdc Dir [3p4w]	2
▲▲	12	373589	(000000-	) Nut	1
▲▲	13	373590	(000000-	) Kit, Seal, Cartridge	1
▲▽	14	21907	(000000-	) Stem, Valve, Hyd, N.c.	1
▲▲	15	79728	(000000-	) Nut, Cart, Valve, Hyd	1
▲▲	16	79711	(000000-	) Kit, Seal, Valve, Hyd [Cec]	1
▲▲	17	79740	(000000-	) Kit, Seal, Valve, Hyd [Cec]	1
▲▽	18	79717	(000000-	) Valve Stem, N.c.	1
▲▲	19	79728	(000000-	) Nut, Cart, Valve, Hyd	1
▲▲	20	79711	(000000-	) Kit, Seal, Valve, Hyd [Cec]	1
▲▲	21	79740	(000000-	) Kit, Seal, Valve, Hyd [Cec]	1
▲▽	22	373475	(000000-	) Valve, Stem	1
▲▲	23	79728	(000000-	) Nut, Cart, Valve, Hyd	1
▲▲	24	79711	(000000-	) Kit, Seal, Valve, Hyd [Cec]	1
▲▽	25	373553	(000000-	) Valve, Check	1
▲▲	26	48834	(000000-	) Kit, Seal, Valve, Hyd	1
▲▽	27	373470	(000000-	) Valve, Hyd, Check, Pilot	2
▲▲	28	373342	(000000-	) Kit, Seal, Cartridge	1
▲▽	29	373593	(000000-	) Control, Logic	1
▲▲	30	373594	(000000-	) Kit, Seal, Cartridge	1
▲	31	21916	(000000-	) Solenoid, 12vdc, Valve, Hyd	4
▲	32	373468	(000000-	) Solenoid, Hyd, 12 Vdc, 42 Watt	2
▲	33	373478	(000000-	) Solenoid, Hyd, 12 Vdc, 12 Watt	4
▲▽	34	21905	(000000-	) Cartridge, Psi Cntrl, Valve, Hyd	1
▲▲	35	79731	(000000-	) Nut, Cart, Valve, Hyd	1
▲▲	36	79711	(000000-	) Kit, Seal, Valve, Hyd [Cec]	1
▲▲	37	79740	(000000-	) Kit, Seal, Valve, Hyd [Cec]	1

**Fig. 16 - Hydraulic Solenoid Valve Breakdown, 396927**

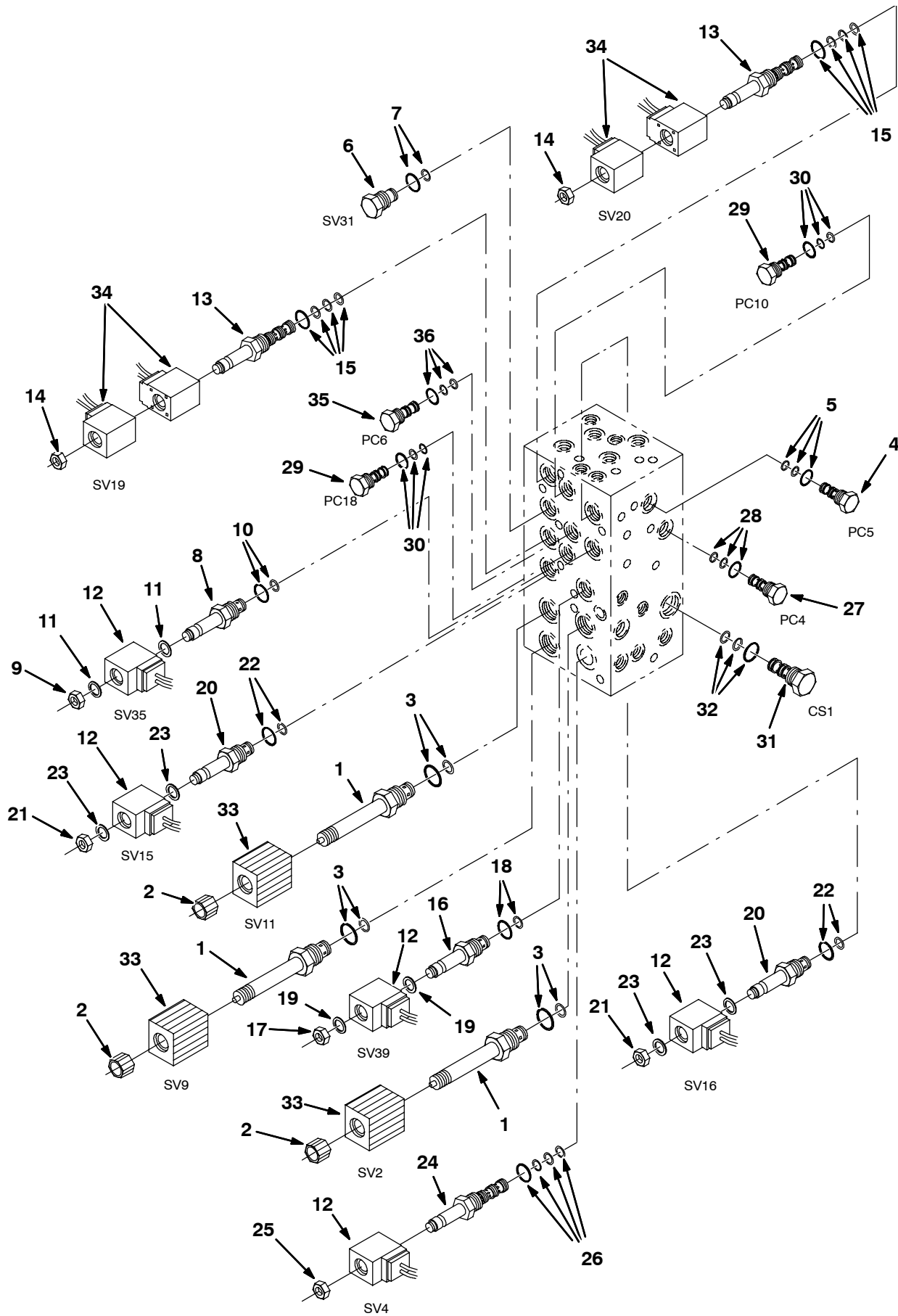


**Fig. 16 - Hydraulic Solenoid Valve Breakdown, 396927**

NOTE: Hydraulic Solenoid Valve Breakdown, Tennant Part Number 396927, includes; Fig. 15 and Fig. 16.

	<b>Tennant Ref. Part No.</b>	<b>Manufacturer Serial Number</b>	<b>Description</b>	<b>Qty.</b>
▽	396927	(000000-	) Valve, Hyd,Cntrl, Sol	1
▲▽	1 396718	(000000-	) Valve, Hyd, Cntrl, Press [Comp]	1
▲▲	2 373590	(000000-	) Kit, Seal, Cartridge	1
▲	3 79727	(000000-	) Ball, Valve, Hyd	4
▲	4 79726	(000000-	) Spring, Valve, Hyd	4
▲	5 13902	(000000-	) Fitting, Plug, O-Ring, #2, Valve	45
▲	6 74098	(000000-	) Fitting, Plug, O-Ring, #4	7
▲	7 13904	(000000-	) Fitting, Plug, O-Ring, #6, Valve	7
▲	8 13907	(000000-	) Fitting, Plug, O-Ring	1
▲▽	9 373591	(000000-	) Plug	1
▲▲	10 79711	(000000-	) Kit, Seal, Valve, Hyd [Cec]	1
▲▽	11 373488	(000000-	) Plug, Cavity	1
▲▲	12 79711	(000000-	) Kit, Seal, Valve, Hyd [Cec]	1

**Fig. 17 - Hydraulic Solenoid Valve Breakdown, 396928**

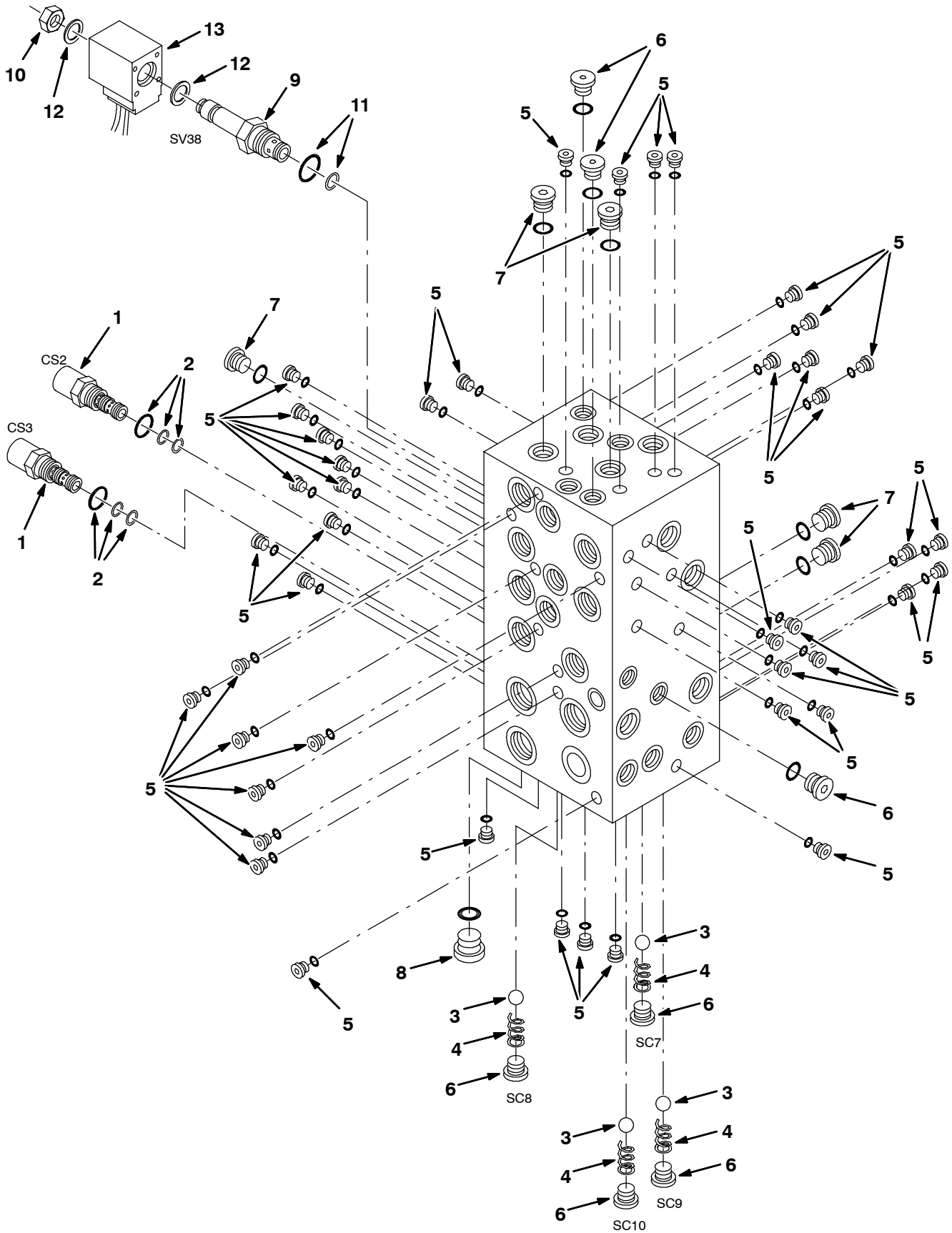


**Fig. 17 - Hydraulic Solenoid Valve Breakdown, 396928**

NOTE: Hydraulic Solenoid Valve Breakdown, Tennant Part Number 396928, includes; Fig. 17 and Fig. 18.

	Tennant Ref.	Tennant Part No.	Manufacturer Serial Number	Description	Qty.
▽		396928	(000000-	) Valve, Hyd,Cntrl, Sol	1
▲▽	1	373472	(000000-	) Valve, Hyd, Flow Cntrl [Pwm]	3
▲▲	2	373595	(000000-	) Nut, Coil	1
▲▲	3	373594	(000000-	) Kit, Seal, Cartridge	1
▲▽	4	373553	(000000-	) Valve, Check, Valve, Hyd	1
▲▲	5	48834	(000000-	) Kit, Seal, Valve, Hyd	1
▲▽	6	373489	(000000-	) Plug	1
▲▲	7	79711	(000000-	) Kit, Seal, Valve, Hyd [Cec]	1
▲▽	8	21905	(000000-	) Cartridge, Psi Cntrl, Valve, Hyd	1
▲▲	9	79731	(000000-	) Nut, Cart, Valve, Hyd	1
▲▲	10	79711	(000000-	) Kit, Seal, Valve, Hyd [Cec]	1
▲▲	11	79740	(000000-	) Kit, Seal, Valve, Hyd [Cec]	1
▲	12	21916	(000000-	) Solenoid, 12vdc, Valve, Hyd	5
▲▽	13	373479	(000000-	) Valve, Hyd, Sol, 12vdc Dir [3p4w]	2
▲▲	14	373589	(000000-	) Nut	1
▲▲	15	373590	(000000-	) Kit, Seal, Cartridge	1
▲▽	16	21907	(000000-	) Stem, Valve, Hyd, N.c.	1
▲▲	17	79728	(000000-	) Nut, Cart, Valve, Hyd	1
▲▲	18	79711	(000000-	) Kit, Seal, Valve, Hyd [Cec]	1
▲▲	19	79740	(000000-	) Kit, Seal, Valve, Hyd [Cec]	1
▲▽	20	79717	(000000-	) Valve Stem, N.c.	2
▲▲	21	79728	(000000-	) Nut, Cart, Valve, Hyd	1
▲▲	22	79711	(000000-	) Kit, Seal, Valve, Hyd [Cec]	1
▲▲	23	79740	(000000-	) Kit, Seal, Valve, Hyd [Cec]	1
▲▽	24	373475	(000000-	) Valve, Stem	1
▲▲	25	79728	(000000-	) Nut, Cart, Valve, Hyd	1
▲▲	26	79711	(000000-	) Kit, Seal, Valve, Hyd [Cec]	1
▲▽	27	373553	(000000-	) Valve, Check	1
▲▲	28	48834	(000000-	) Kit, Seal, Valve, Hyd	1
▲▽	29	373470	(000000-	) Valve, Hyd, Check, Pilot	2
▲▲	30	373342	(000000-	) Kit, Seal, Cartridge	1
▲▽	31	373593	(000000-	) Control, Logic	1
▲▲	32	373594	(000000-	) Kit, Seal, Cartridge	1
▲	33	373468	(000000-	) Solenoid, Hyd, 12 Vdc, 42 Watt	3
▲	34	373478	(000000-	) Solenoid, Hyd, 12 Vdc, 12 Watt	4
▲▽	35	373556	(000000-	) Plug	1
▲▲	36	48834	(000000-	) Kit, Seal, Valve, Hyd	1

**Fig. 18 - Hydraulic Solenoid Valve Breakdown, 396928**



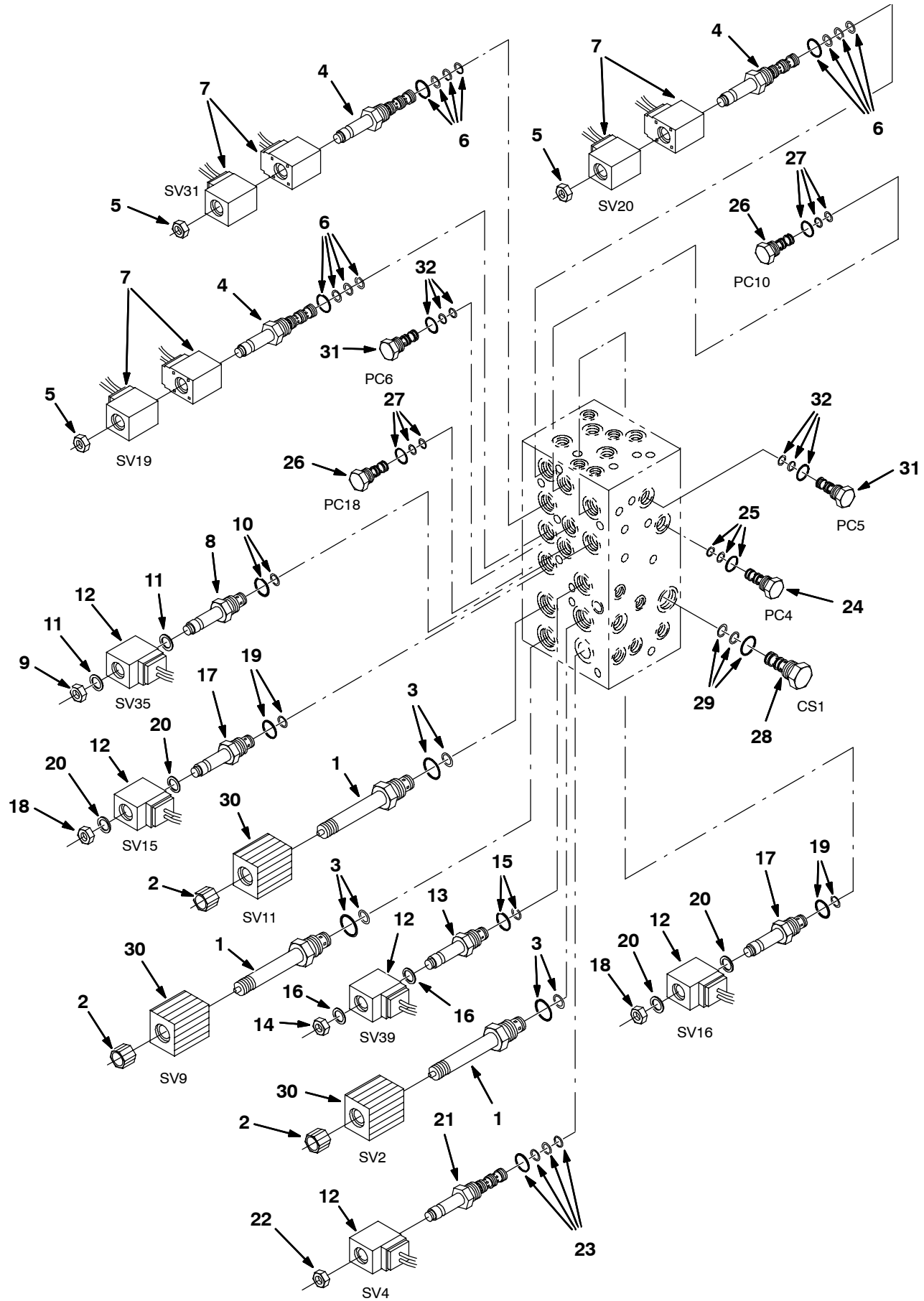


**Fig. 18 - Hydraulic Solenoid Valve Breakdown, 396928**

NOTE: Hydraulic Solenoid Valve Breakdown, Tennant Part Number 396928, includes; Fig. 17 and Fig. 18.

	<b>Tennant Ref.</b>	<b>Part No.</b>	<b>Manufacturer Serial Number</b>	<b>Description</b>	<b>Qty.</b>
▽		396928	(000000-	) Valve, Hyd,Cntrl, Sol	1
▲▽	1	396718	(000000-	) Valve, Hyd, Cntrl, Press [Comp]	2
▲▲	2	373590	(000000-	) Kit, Seal, Cartridge	1
▲	3	79727	(000000-	) Ball, Valve, Hyd	4
▲	4	79726	(000000-	) Spring, Valve, Hyd	4
▲	5	13902	(000000-	) Fitting, Plug, O-Ring, #2, Valve	45
▲	6	74098	(000000-	) Fitting, Plug, O-Ring, #4	7
▲	7	13904	(000000-	) Fitting, Plug, O-Ring, #6, Valve	7
▲	8	13907	(000000-	) Fitting, Plug, O-Ring	1
▲▽	9	21907	(000000-	) Stem, Valve, Hyd, N.C.	1
▲▲	10	79728	(000000-	) Nut, Cart, Valve, Hyd	1
▲▲	11	79711	(000000-	) Kit, Seal, Valve, Hyd [Cec]	1
▲▲	12	79740	(000000-	) Kit, Seal, Valve, Hyd [Cec]	1
▲	13	21916	(000000-	) Solenoid, 12vdc, Valve, Hyd	1

Fig. 19 - Hydraulic Solenoid Valve Breakdown, 396929

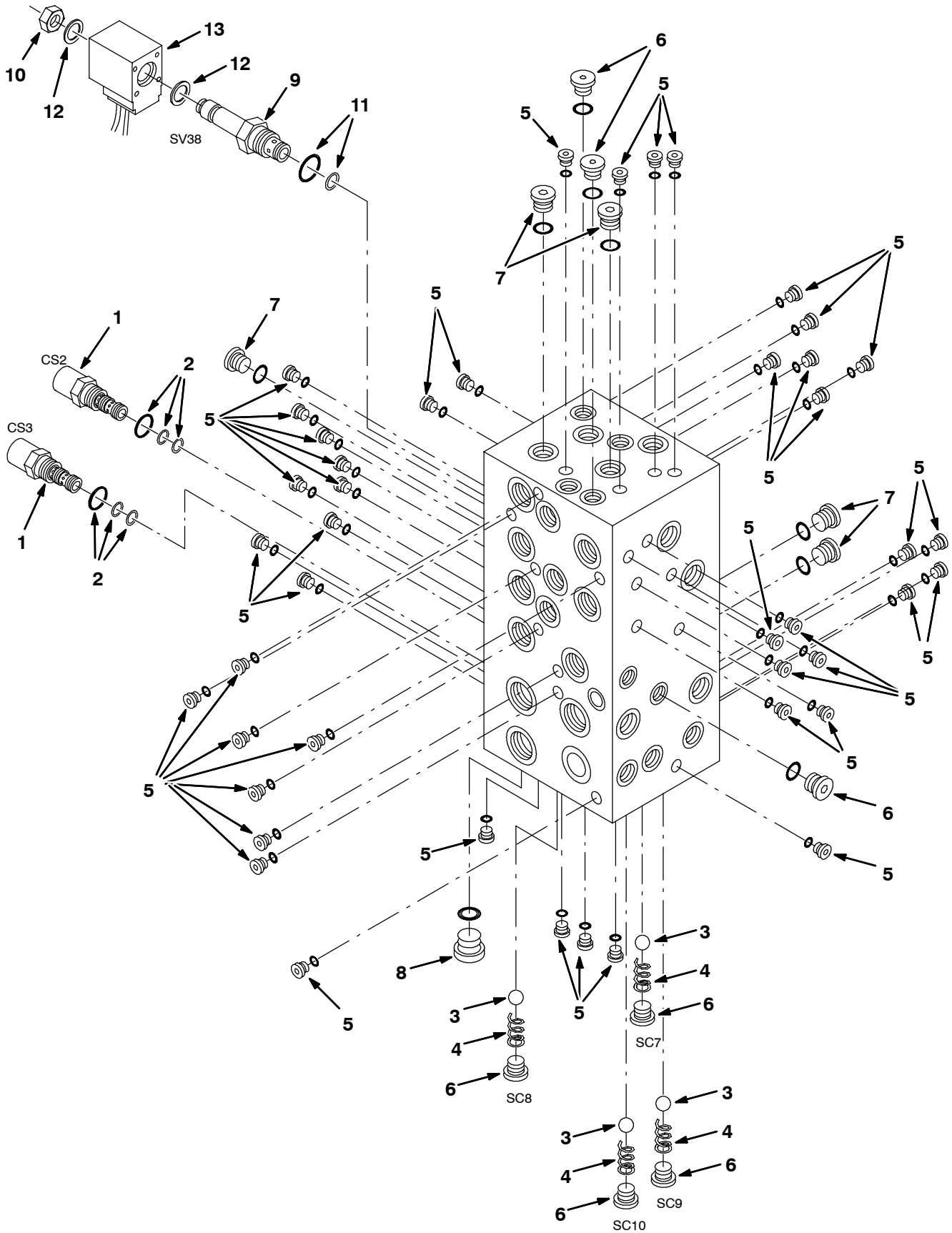


**Fig. 19 - Hydraulic Solenoid Valve Breakdown, 396929**

NOTE: Hydraulic Solenoid Valve Breakdown, Tennant Part Number 396929, includes; Fig. 19 and Fig. 20.

Ref.	Tennant Part No.	Manufacturer Serial Number	Description	Qty.
▽	396929	(000000-	) Valve, Hyd,Cntrl, Sol	1
▲▽	1 373472	(000000-	) Valve, Hyd, Flow Cntrl [Pwm]	3
▲▲	2 373595	(000000-	) Nut, Coil	1
▲▲	3 373594	(000000-	) Kit, Seal, Cartridge	1
▲▽	4 373479	(000000-	) Valve, Hyd, Sol, 12vdc Dir [3p4w]	3
▲▲	5 373589	(000000-	) Nut	1
▲▲	6 373590	(000000-	) Kit, Seal, Cartridge	1
▲	7 373478	(000000-	) Solenoid, Hyd, 12 Vdc, 12 Watt	6
▲▽	8 21905	(000000-	) Cartridge, Psi Cntrl, Valve, Hyd	1
▲▲	9 79731	(000000-	) Nut, Cart, Valve, Hyd	1
▲▲	10 79711	(000000-	) Kit, Seal, Valve, Hyd [Cec]	1
▲▲	11 79740	(000000-	) Kit, Seal, Valve, Hyd [Cec]	1
▲	12 21916	(000000-	) Solenoid, 12vdc, Valve, Hyd	5
▲▽	13 21907	(000000-	) Stem, Valve, Hyd, N.c.	1
▲▲	14 79728	(000000-	) Nut, Cart, Valve, Hyd	1
▲▲	15 79711	(000000-	) Kit, Seal, Valve, Hyd [Cec]	1
▲▲	16 79740	(000000-	) Kit, Seal, Valve, Hyd [Cec]	1
▲▽	17 79717	(000000-	) Valve Stem, N.c.	2
▲▲	18 79728	(000000-	) Nut, Cart, Valve, Hyd	1
▲▲	19 79711	(000000-	) Kit, Seal, Valve, Hyd [Cec]	1
▲▲	20 79740	(000000-	) Kit, Seal, Valve, Hyd [Cec]	1
▲▽	21 373475	(000000-	) Valve, Stem	1
▲▲	22 79728	(000000-	) Nut, Cart, Valve, Hyd	1
▲▲	23 79711	(000000-	) Kit, Seal, Valve, Hyd [Cec]	1
▲▽	24 373553	(000000-	) Valve, Check	1
▲▲	25 48834	(000000-	) Kit, Seal, Valve, Hyd	1
▲▽	26 373470	(000000-	) Valve, Hyd, Check, Pilot	2
▲▲	27 373342	(000000-	) Kit, Seal, Cartridge	1
▲▽	28 373593	(000000-	) Control, Logic	1
▲▲	29 373594	(000000-	) Kit, Seal, Cartridge	1
▲	30 373468	(000000-	) Solenoid, Hyd, 12 Vdc, 42 Watt	3
▲▽	31 373553	(000000-	) Valve, Check, Valve, Hyd	2
▲▲	32 48834	(000000-	) Kit, Seal, Valve, Hyd	1

**Fig. 20 - Hydraulic Solenoid Valve Breakdown, 396929**

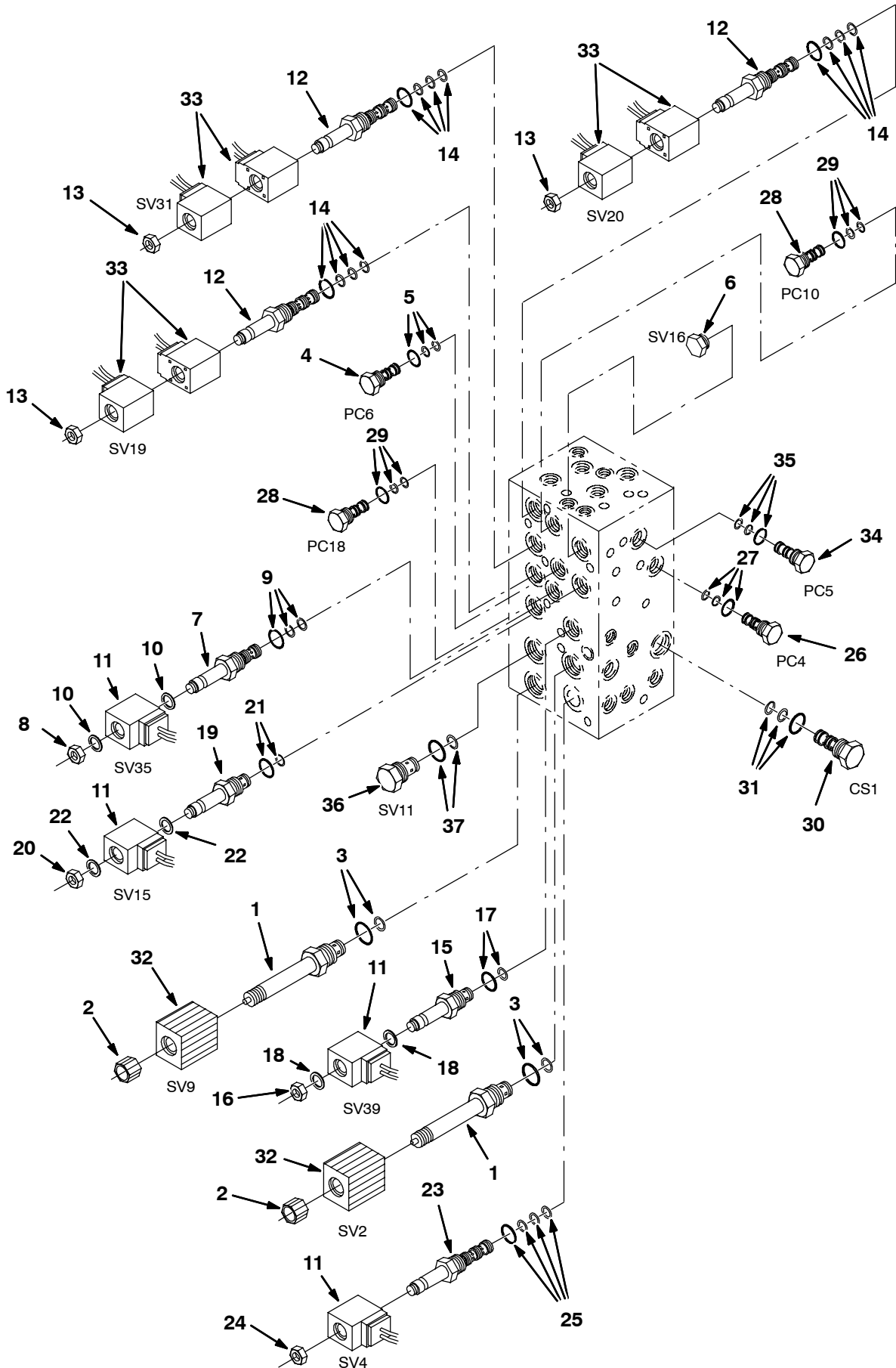


**Fig. 20 - Hydraulic Solenoid Valve Breakdown, 396929**

NOTE: Hydraulic Solenoid Valve Breakdown, Tennant Part Number 396929, includes; Fig. 19 and Fig. 20.

	<b>Tennant Ref.</b>	<b>Part No.</b>	<b>Manufacturer Serial Number</b>	<b>Description</b>	<b>Qty.</b>
▽		396929	(000000-	) Valve, Hyd,Cntrl, Sol	1
▲▽	1	396718	(000000-	) Valve, Hyd, Cntrl, Press [Comp]	2
▲▲	2	373590	(000000-	) Kit, Seal, Cartridge	1
▲	3	79727	(000000-	) Ball, Valve, Hyd	4
▲	4	79726	(000000-	) Spring, Valve, Hyd	4
▲	5	13902	(000000-	) Fitting, Plug, O-Ring, #2, Valve	45
▲	6	74098	(000000-	) Fitting, Plug, O-Ring, #4	7
▲	7	13904	(000000-	) Fitting, Plug, O-Ring, #6, Valve	7
▲	8	13907	(000000-	) Fitting, Plug, O-Ring	1
▲▽	9	21907	(000000-	) Stem, Valve, Hyd, N.C.	1
▲▲	10	79728	(000000-	) Nut, Cart, Valve, Hyd	1
▲▲	11	79711	(000000-	) Kit, Seal, Valve, Hyd [Cec]	1
▲▲	12	79740	(000000-	) Kit, Seal, Valve, Hyd [Cec]	1
▲	13	21916	(000000-	) Solenoid, 12vdc, Valve, Hyd	1

**Fig. 21 - Hydraulic Solenoid Valve Breakdown, 396930**

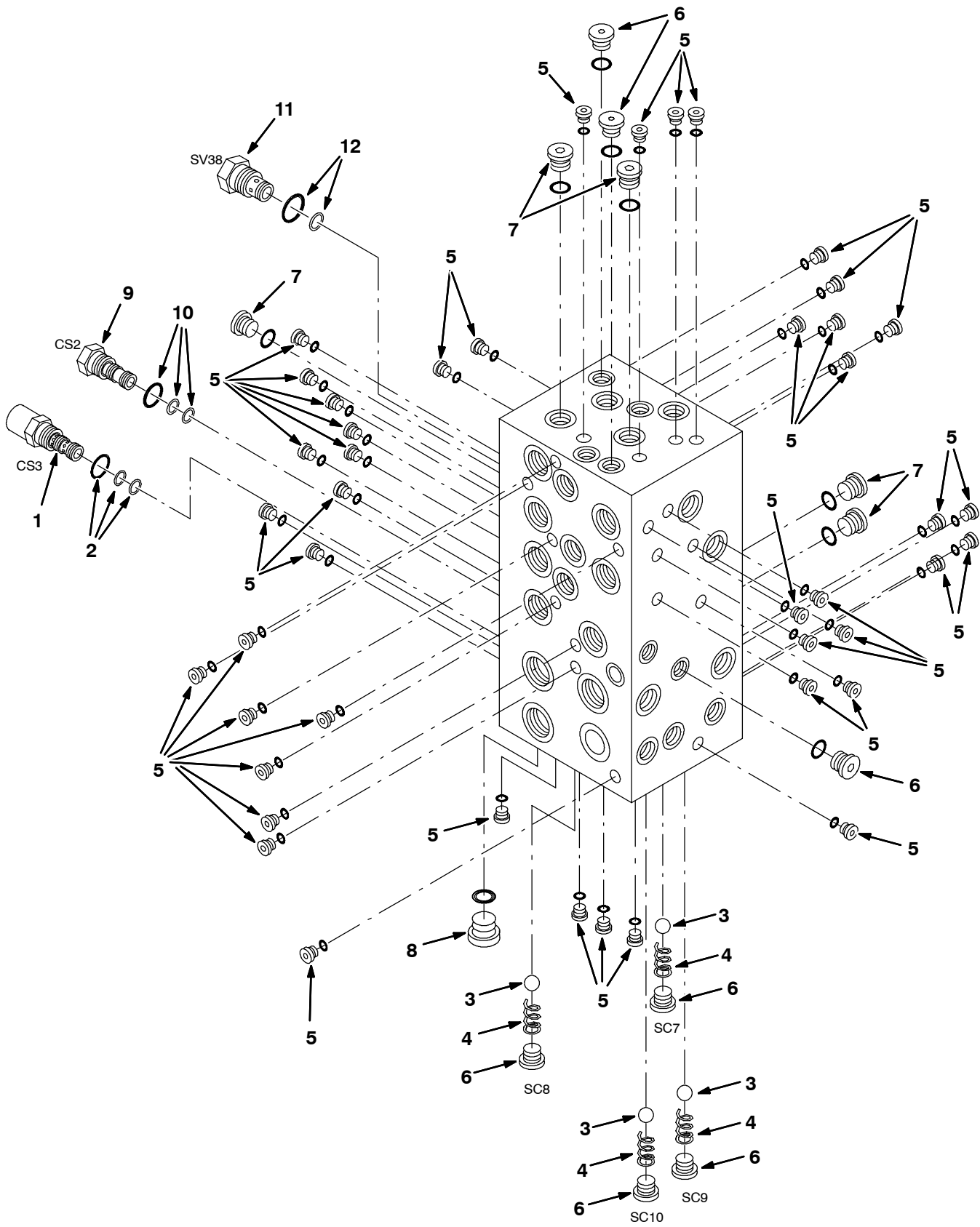


**Fig. 21 - Hydraulic Solenoid Valve Breakdown, 396930**

NOTE: Hydraulic Solenoid Valve Breakdown, Tennant Part Number 396930, includes; Fig. 21 and Fig. 22.

Ref.	Tennant Part No.	Manufacturer Serial Number	Description	Qty.
▽	396930	(000000-	) Valve, Hyd,Cntrl, Sol	1
▲▽	1 373472	(000000-	) Valve, Hyd, Flow Cntrl [Pwm]	2
▲▲	2 373595	(000000-	) Nut, Coil	1
▲▲	3 373594	(000000-	) Kit, Seal, Cartridge	1
▲▽	4 373553	(000000-	) Valve, Check, Valve, Hyd	1
▲▲	5 48834	(000000-	) Kit, Seal, Valve, Hyd	1
▲	6 74099	(000000-	) Fitting, Plug, O-Ring, Motor, Hyd	1
▲▽	7 21905	(000000-	) Cartridge, Psi Cntrl, Valve, Hyd	1
▲▲	8 79731	(000000-	) Nut, Cart, Valve, Hyd	1
▲▲	9 79711	(000000-	) Kit, Seal, Valve, Hyd [Cec]	1
▲▲	10 79740	(000000-	) Kit, Seal, Valve, Hyd [Cec]	1
▲	11 21916	(000000-	) Solenoid, 12vdc, Valve, Hyd	4
▲▽	12 373479	(000000-	) Valve, Hyd, Sol, 12vdc Dir [3p4w]	3
▲▲	13 373589	(000000-	) Nut	1
▲▲	14 373590	(000000-	) Kit, Seal, Cartridge	1
▲▽	15 21907	(000000-	) Stem, Valve, Hyd, N.c.	1
▲▲	16 79728	(000000-	) Nut, Cart, Valve, Hyd	1
▲▲	17 79711	(000000-	) Kit, Seal, Valve, Hyd [Cec]	1
▲▲	18 79740	(000000-	) Kit, Seal, Valve, Hyd [Cec]	1
▲▽	19 79717	(000000-	) Valve Stem, N.c.	1
▲▲	20 79728	(000000-	) Nut, Cart, Valve, Hyd	1
▲▲	21 79711	(000000-	) Kit, Seal, Valve, Hyd [Cec]	1
▲▲	22 79740	(000000-	) Kit, Seal, Valve, Hyd [Cec]	1
▲▽	23 373475	(000000-	) Valve, Stem	1
▲▲	24 79728	(000000-	) Nut, Cart, Valve, Hyd	1
▲▲	25 79711	(000000-	) Kit, Seal, Valve, Hyd [Cec]	1
▲▽	26 373553	(000000-	) Valve, Check	1
▲▲	27 48834	(000000-	) Kit, Seal, Valve, Hyd	1
▲▽	28 373470	(000000-	) Valve, Hyd, Check, Pilot	2
▲▲	29 373342	(000000-	) Kit, Seal, Cartridge	1
▲▽	30 373593	(000000-	) Control, Logic	1
▲▲	31 373594	(000000-	) Kit, Seal, Cartridge	1
▲	32 373468	(000000-	) Solenoid, Hyd, 12 Vdc, 42 Watt	2
▲	33 373478	(000000-	) Solenoid, Hyd, 12 Vdc, 12 Watt	6
▲▽	34 373553	(000000-	) Plug	1
▲▲	35 48834	(000000-	) Kit, Seal, Valve, Hyd	1
▲▽	36 373490	(000000-	) Plug	1
▲▲	37 22699	(000000-	) Kit, Seal, Cartridge, Valve, Hyd	1

**Fig. 22 - Hydraulic Solenoid Valve Breakdown, 396930**



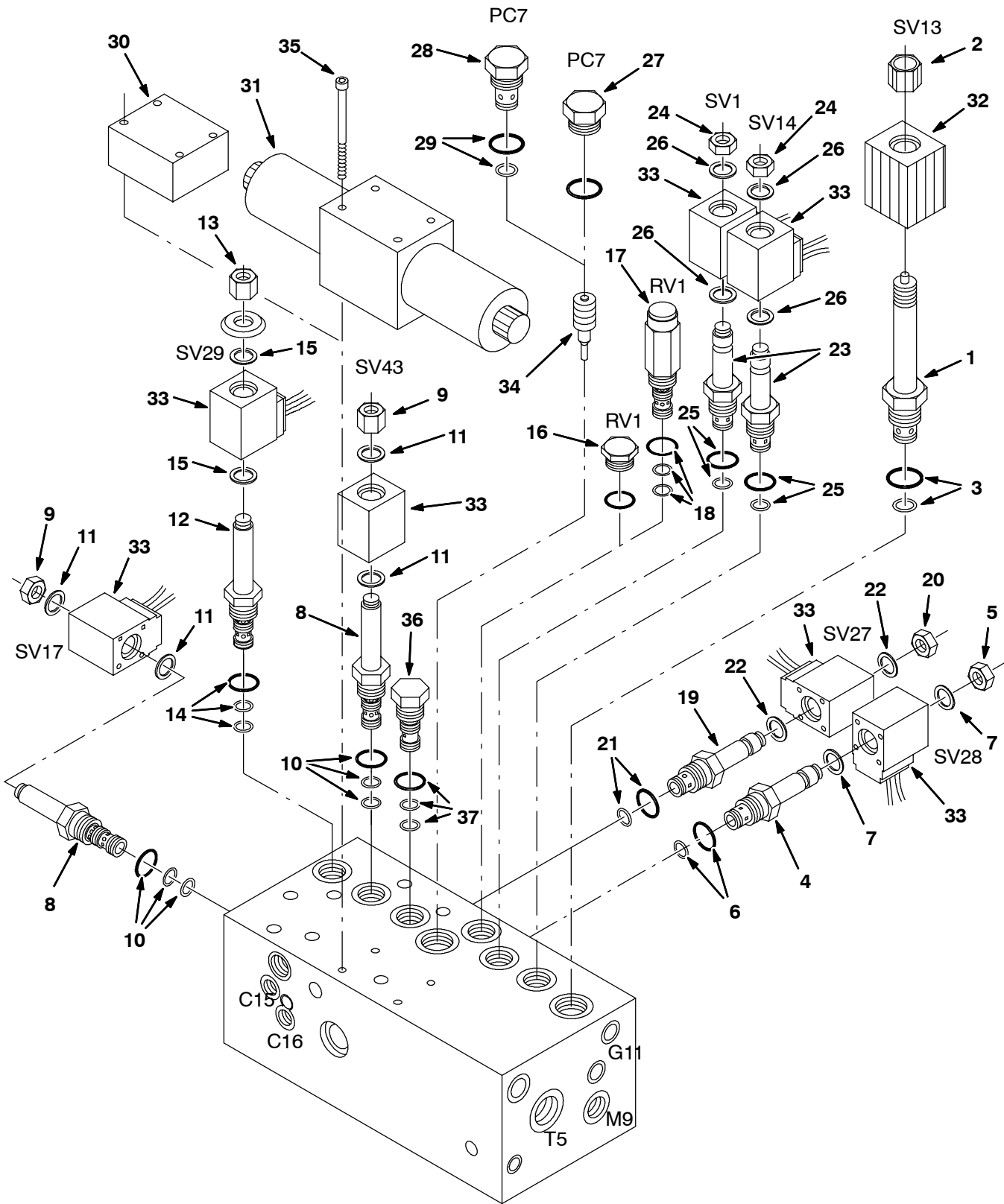


**Fig. 22 - Hydraulic Solenoid Valve Breakdown, 396930**

NOTE: Hydraulic Solenoid Valve Breakdown, Tennant Part Number 396930, includes; Fig. 21 and Fig. 22.

	<b>Tennant Ref. Part No.</b>	<b>Manufacturer Serial Number</b>	<b>Description</b>	<b>Qty.</b>
▽	396930	(000000-	) Valve, Hyd,Cntrl, Sol	1
▲▽	1 396718	(000000-	) Valve, Hyd, Cntrl, Press [Comp]	1
▲▲	2 373590	(000000-	) Kit, Seal, Cartridge	1
▲	3 79727	(000000-	) Ball, Valve, Hyd	4
▲	4 79726	(000000-	) Spring, Valve, Hyd	4
▲	5 13902	(000000-	) Fitting, Plug, O-Ring, #2, Valve	45
▲	6 74098	(000000-	) Fitting, Plug, O-Ring, #4	7
▲	7 13904	(000000-	) Fitting, Plug, O-Ring, #6, Valve	7
▲	8 13907	(000000-	) Fitting, Plug, O-Ring	1
▲▽	9 373591	(000000-	) Plug	1
▲▲	10 79711	(000000-	) Kit, Seal, Valve, Hyd [Cec]	1
▲▽	11 373488	(000000-	) Plug, Cavity	1
▲▲	12 79711	(000000-	) Kit, Seal, Valve, Hyd [Cec]	1

**Fig. 23 - Hydraulic Solenoid Valve Breakdown, 394436**

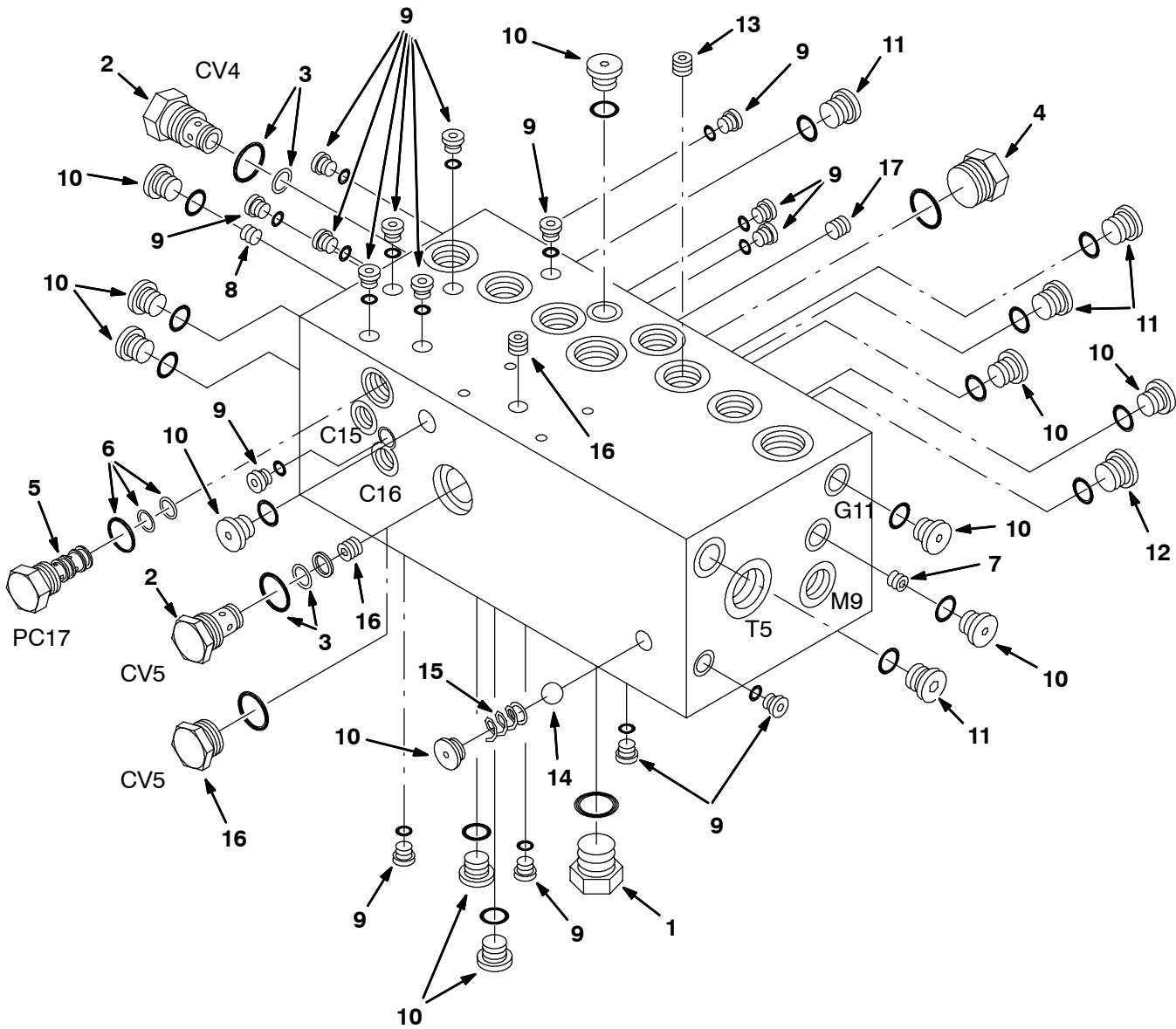


**Fig. 23 - Hydraulic Solenoid Valve Breakdown, 394436**

NOTE: Hydraulic Solenoid Valve Breakdown, Tennant Part Number 394436, includes; Fig. 23 and Fig. 24.

Ref.	Tennant Part No.	Manufacturer Serial Number	Description	Qty.
▽	394436	(000000-	) Valve, Hyd, Sol, 12vdc [11s20g3000]	1
▲▽	1 373472	(000000-	) Valve, Hyd, Flow Cntrl [Pwm]	1
▲▲	2 373595	(000000-	) Nut, Coil	1
▲▲	3 373594	(000000-	) Kit, Seal, Cartridge	1
▲▽	4 21907	(000000-	) Stem, Valve, Hyd, N.C.	1
▲▲	5 79728	(000000-	) Nut, Cart, Valve, Hyd	1
▲▲	6 79711	(000000-	) Kit, Seal, Valve, Hyd [Cec]	1
▲▲	7 79740	(000000-	) Kit, Seal, Valve, Hyd [Cec]	1
▲▽	8 21906	(000000-	) Stem, Valve, Hyd 3w2p	2
▲▲	9 79731	(000000-	) Nut, Cart, Valve, Hyd	1
▲▲	10 79711	(000000-	) Kit, Seal, Valve, Hyd [Cec]	1
▲▲	11 79740	(000000-	) Kit, Seal, Valve, Hyd [Cec]	1
▲▽	12 21905	(000000-	) Cartridge, Psi Cntrl, Valve, Hyd	1
▲▲	13 79731	(000000-	) Nut, Cart, Valve, Hyd	1
▲▲	14 79711	(000000-	) Kit, Seal, Valve, Hyd [Cec]	1
▲▲	15 79740	(000000-	) Kit, Seal, Valve, Hyd [Cec]	1
▲	16 74099	(000000-	) Fitting, Plug, O-Ring, Motor, Hyd	1
▲▽	17 373465	(000000-	) Valve, Hyd, Relief, 30gpm 2700psi	1
▲▲	18 79711	(000000-	) Kit, Seal, Valve, Hyd [Cec]	1
▲▽	19 79717	(000000-	) Valve Stem, N.C.	1
▲▲	20 79728	(000000-	) Nut, Cart, Valve, Hyd	1
▲▲	21 79711	(000000-	) Kit, Seal, Valve, Hyd [Cec]	1
▲▲	22 79740	(000000-	) Kit, Seal, Valve, Hyd [Cec]	1
▲▽	23 79716	(000000-	) Stem, Valve, Hyd	2
▲▲	24 79728	(000000-	) Nut, Cart, Valve, Hyd	1
▲▲	25 79711	(000000-	) Kit, Seal, Valve, Hyd [Cec]	1
▲▲	26 79740	(000000-	) Kit, Seal, Valve, Hyd [Cec]	1
▲	27 79779	(000000-	) Plug, O-Ring	1
▲▽	28 373466	(000000-	) Valve, Hyd, Check, Pilot	1
▲▲	29 22699	(000000-	) Kit, Seal, Cartridge, Valve, Hyd	1
▲	30 373491	(000000-	) Plate, Cover] (W/O High Dump)	1
▲	31 373467	(000000-	) Valve, Hyd, Sol, 12vdc Dir [3p4w] (W/ High Dump)	1
▲	32 373468	(000000-	) Solenoid, Hyd, 12 Vdc, 42 Watt	1
▲	33 21916	(000000-	) Solenoid, 12vdc, Valve, Hyd	7
▲	34 373469	(000000-	) Piston, Pilot	1
▲	35 373480	(000000-	) Screw, Soc, .25-20 X 1.50, Al	4
▲▽	36 373600	(000000-	) Plug	1
▲▲	37 79711	(000000-	) Kit, Seal, Valve, Hyd [Cec]	1

**Fig. 24 - Hydraulic Solenoid Valve Breakdown, 394436**



**Fig. 24 - Hydraulic Solenoid Valve Breakdown, 394436**

NOTE: Hydraulic Solenoid Valve Breakdown, Tennant Part Number 394436, includes; Fig. 23 and Fig. 24.

	Tennant Ref.	Tennant Part No.	Manufacturer Serial Number	Description	Qty.
▽		394436	(000000-	) Valve, Hyd, Sol, 12vdc [11s20g3000]	1
▲	1	74099	(000000-	) Fitting, Plug, O-Ring, Motor, Hyd	2
▲▽	2	79710	(000000-	) Cartridge, Valve, Chk	2
▲▲	3	79711	(000000-	) Kit, Seal, Valve, Hyd [Cec]	1
▲	4	79779	(000000-	) Plug, O-Ring	1
▲▽	5	373470	(000000-	) Valve, Hyd, Check, Pilot	1
▲▲	6	373342	(000000-	) Kit, Seal, Cartridge	1
▲	7	373477	(000000-	) Plug, Orifice	1
▲	8	21920	(000000-	) Plug, Orifice Cp	1
▲	9	13902	(000000-	) Fitting, Plug, O-Ring, #2, Valve	16
▲	10	74098	(000000-	) Fitting, Plug, O-Ring, #4	12
▲	11	13904	(000000-	) Fitting, Plug, O-Ring, #6, Valve	4
▲	12	13907	(000000-	) Fitting, Plug, O-Ring	1
▲	13	373476	(000000-	) Plug, Orifice	1
▲	14	79727	(000000-	) Ball, Valve, Hyd	1
▲	15	79726	(000000-	) Spring, Valve, Hyd	1
▲	16	373481	(000000-	) Plug, Orifice	2
▲	17	373482	(000000-	) Plug, Orifice	1

**Fig. 25 - Hydraulic Solenoid Valve Breakdown, 394437**

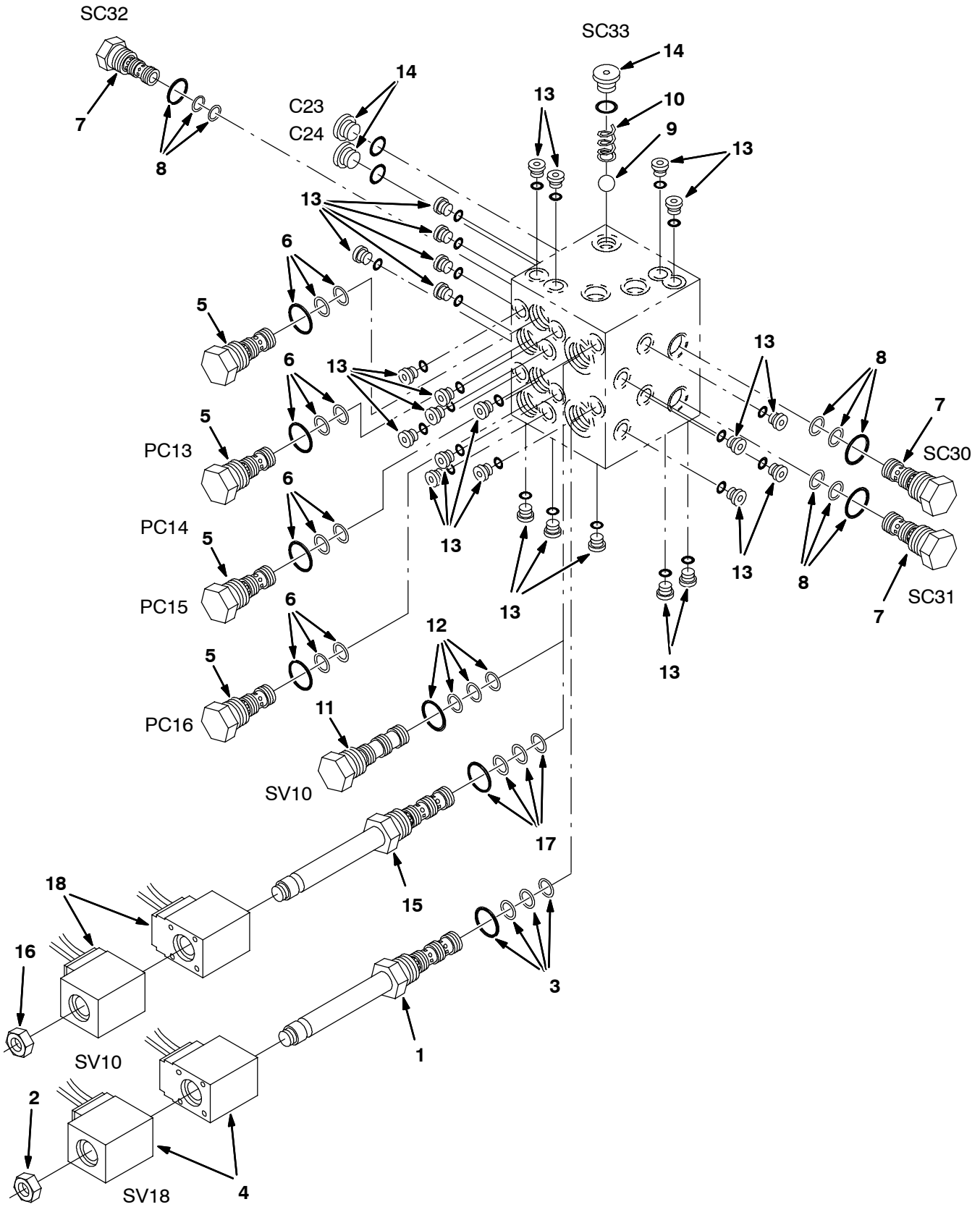


Fig. 25 - Hydraulic Solenoid Valve Breakdown, 394437

	Ref.	Tennant Part No.	Manufacturer Serial Number	Description	Qty.
▽		394437	(000000-	) Valve, Hyd, Sol, 12vdc [4s01g3000]	1
▲▽	1	373497	(000000-	) Valve, Hyd, Sol, 12vdc 03gpm 0500psi	1
▲▲	2	373589	(000000-	) Nut	1
▲▲	3	373596	(000000-	) Seal Kit, Cartridge	1
▲	4	373498	(000000-	) Solenoid, Hyd, 12 Vdc, 12 Watt	2
▲▽	5	373553	(000000-	) Valve, Check	4
▲▲	6	48834	(000000-	) Kit, Seal, Valve, Hyd	1
▲▽	7	373558	(000000-	) Valve, Shuttle	3
▲▲	8	373599	(000000-	) Seal Kit, Cartridge	1
▲	9	79727	(000000-	) Ball, Valve, Hyd	1
▲	10	79726	(000000-	) Spring, Valve, Hyd	1
▲▽	11	373559	(000000-	) Plug, Cavity (W/O Left Side Brush Tilt)	1
▲▲	12	373596	(000000-	) Seal Kit, Cartridge	1
▲	13	13902	(000000-	) Fitting, Plug, O-Ring, #2, Valve	26
▲	14	74098	(000000-	) Fitting, Plug, O-Ring, #4	3
▲▽	15	373497	(000000-	) Valve, Hyd, Sol, 12vdc 03gpm 0500psi (W/ Left Side Brush Tilt)	1
▲▲	16	373589	(000000-	) Nut	1
▲▲	17	373596	(000000-	) Seal Kit, Cartridge	1
▲▽	18	373498	(000000-	) Solenoid, Hyd, 12 Vdc, 12 Watt (W/ Left Side Brush Tilt)	2

**Fig. 26 - Hydraulic Solenoid Valve Breakdown, 1012822**

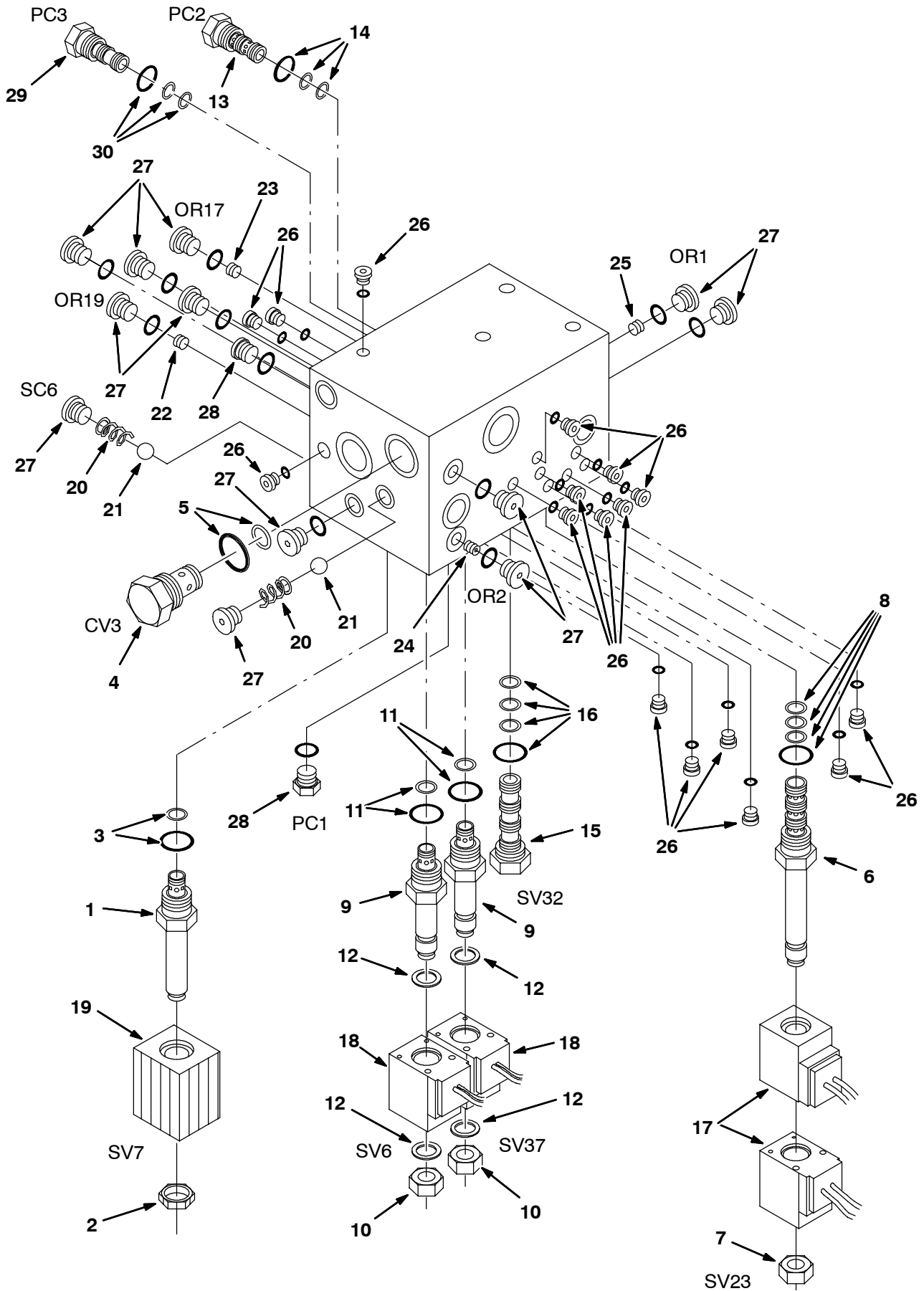




Fig. 26 - Hydraulic Solenoid Valve Breakdown, 1012822

Ref.	Tennant Part No.	Manufacturer Serial Number	Description	Qty.
▽	1012822	(000000-	) Valve, Hyd, Solenoid, [ 07s30g3000 ]	1
▲▽	1 373484	(000000-	) Cartridge, Psi Cntrl, Valve, Hyd	1
▲▲	2 373587	(000000-	) Nut	1
▲▲	3 373588	(000000-	) Seal Kit, Cartridge	1
▲▽	4 373483	(000000-	) Valve, Hyd, Check, Pilot	1
▲▲	5 22699	(000000-	) Kit, Seal, Cartridge, Valve, Hyd	1
▲▽	6 373479	(000000-	) Valve, Hyd, Sol, 12vdc Dir [3p4w]	1
▲▲	7 373589	(000000-	) Nut	1
▲▲	8 373590	(000000-	) Kit, Seal, Cartridge	1
▲▽	9 79716	(000000-	) Stem, Valve, Hyd	2
▲▲	10 79728	(000000-	) Nut, Cart, Valve, Hyd	1
▲▲	11 79711	(000000-	) Kit, Seal, Valve, Hyd [Cec]	1
▲▲	12 79740	(000000-	) Kit, Seal, Valve, Hyd [Cec]	1
▲▽	13 373470	(000000-	) Valve, Hyd, Check, Pilot	1
▲▲	14 373342	(000000-	) Kit, Seal, Cartridge	1
▲▽	15 373489	(000000-	) Plug, Cavity	1
▲▲	16 79711	(000000-	) Kit, Seal, Valve, Hyd [Cec]	1
▲	17 373478	(000000-	) Solenoid, Hyd, 12 Vdc, 12 Watt	2
▲	18 21916	(000000-	) Solenoid, 12vdc, Valve, Hyd	2
▲	19 373468	(000000-	) Solenoid, Hyd, 12 Vdc, 42 Watt	1
▲	20 79726	(000000-	) Spring, Valve, Hyd	2
▲	21 79727	(000000-	) Ball, Valve, Hyd	2
▲	22 21920	(000000-	) Plug, Orifice Cp	1
▲	23 22670	(000000-	) Fitting, Hyd, Plug, Om	1
▲	24 373601	(000000-	) Plug, Orifice, Valve, Hyd	1
▲	25 373476	(000000-	) Plug, Orifice	1
▲	26 13902	(000000-	) Fitting, Plug, O-Ring, #2, Valve	17
▲	27 74098	(000000-	) Fitting, Plug, O-Ring, #4	11
▲	28 13907	(000000-	) Fitting, Plug, O-Ring	2
▲▽	29 373487	(000000-	) Plug, Cavity	1
▲▲	30 373342	(000000-	) Kit, Seal, Cartridge	1

**Fig. 27 - PTO Breakdown, 394195 & 394196**

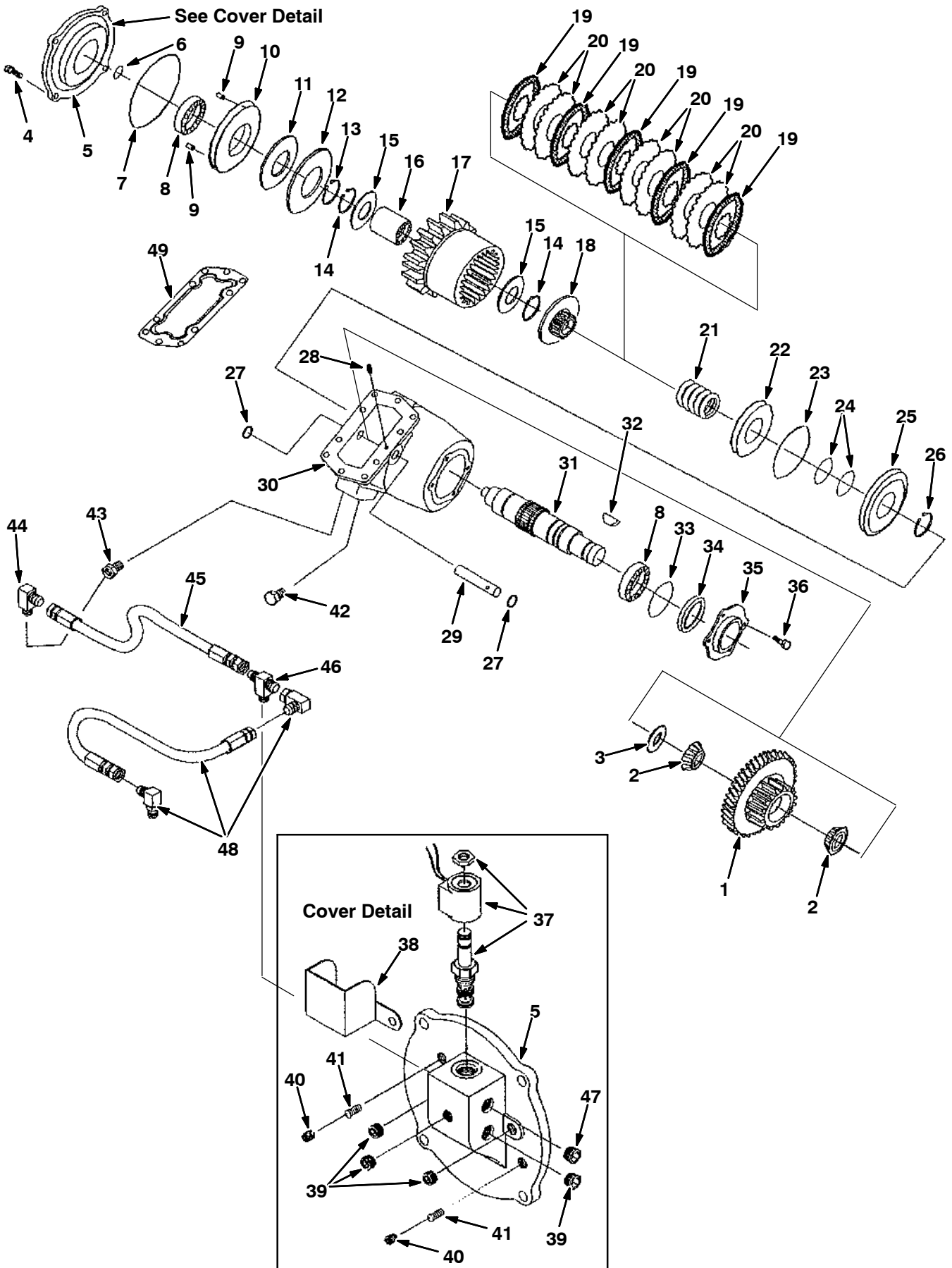


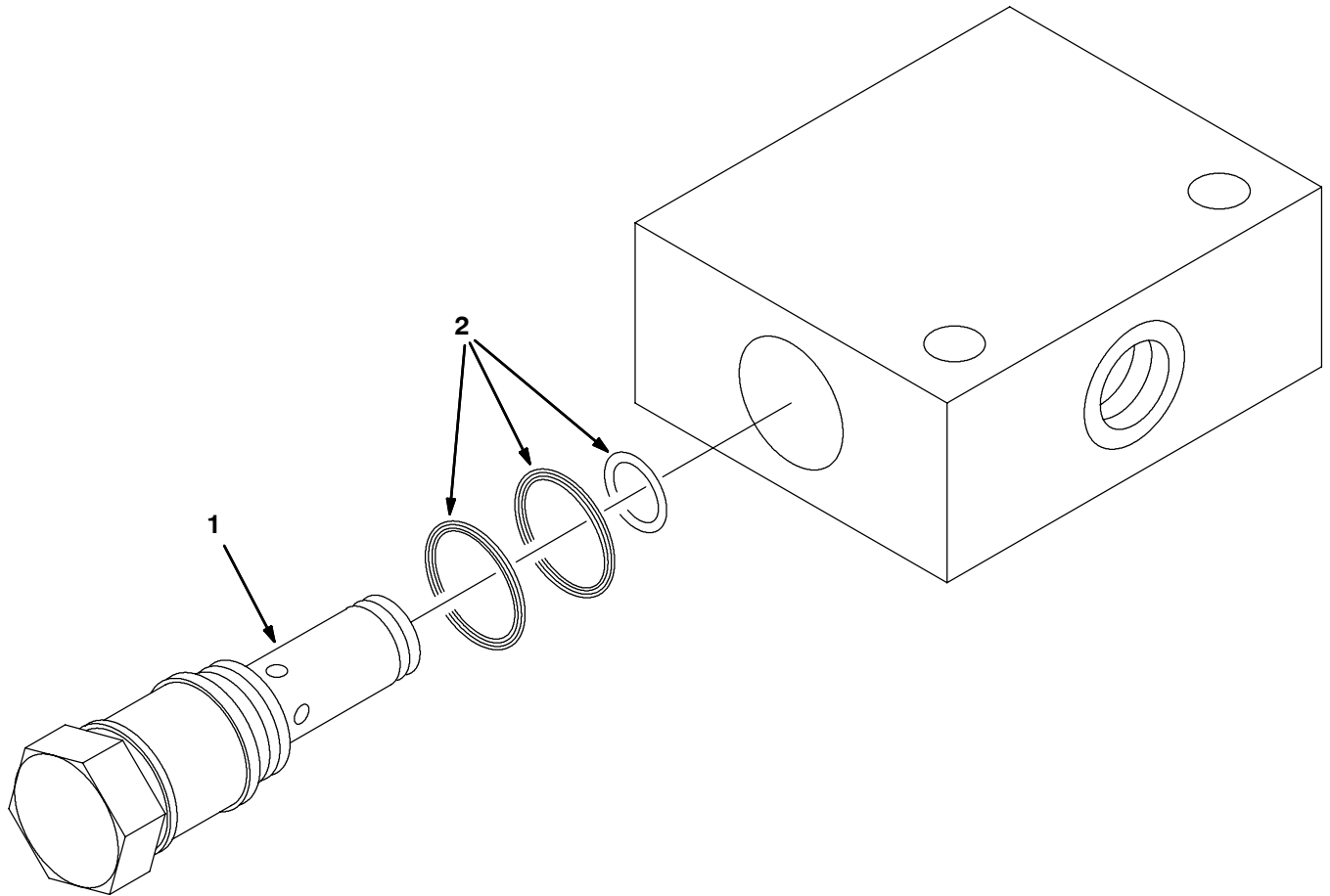
Fig. 27 - PTO Breakdown, 394195 &amp; 394196

Ref.	Tennant Part No.	Manufacturer Serial Number	Description	Qty.
1	371851	(000000-	) Gear, Input, 10, 50/29	1
2	371791	(000000-	) Bearing, Input	2
3	371792	(000000-	) Shim, .122/.125	1
3	371793	(000000-	) Shim, .117/.120	1
3	371794	(000000-	) Shim, .112/.115	1
4	371795	(000000-	) Screw, Cap	4
5	371796	(000000-	) Cover, Brg, Closed	1
6	371798	(000000-	) Seal, Org	1
7	371799	(000000-	) Seal, Org	1
8	371800	(000000-	) Bearing	2
9	371801	(000000-	) Pin, Roll	2
10	371802	(000000-	) Plate	1
11	371803	(000000-	) Washer, Thrust	1
12	371804	(000000-	) Plate	1
13	371805	(000000-	) Ring, Snap	1
14	371806	(000000-	) Ring, Snap	2
15	371807	(000000-	) Bearing, Thrust	2
16	371808	(000000-	) Bearing	1
17	371809	(000000-	) Gear, Bell, 30tooth 10pd	1
18	371810	(000000-	) Hub, Clutch	1
19	371811	(000000-	) Disc, Friction	5
20	371812	(000000-	) Disc, Spacer	8
21	371813	(000000-	) Spring	1
22	371814	(000000-	) Piston	1
23	371815	(000000-	) Seal, Org	1
24	371816	(000000-	) Seal, Org	2
25	371817	(000000-	) Cap, Piston	1
26	371818	(000000-	) Ring, Snap	1
27	371819	(000000-	) Seal, Org	2
28	371820	(000000-	) Screw, Set	1
29	371821	(000000-	) Shaft, Idler	1
30	371822	(000000-	) Housing, Rh (Used on 394195)	1
30	371823	(000000-	) Housing, Lh (Used on 394196)	1
31	371824	(000000-	) Shaft, Output	1
32	371825	(000000-	) Key, Woodruff	1
33	371826	(000000-	) Seal, Org	1
34	371827	(000000-	) Seal	1
35	371828	(000000-	) Cover, Brg, Open	1
36	371833	(000000-	) Screw, Cap	4
37	371839	(000000-	) Solenoid, 12vdc	1
38	371841	(000000-	) Cover	1
39	371842	(000000-	) Plug, Pipe	4
40	371843	(000000-	) Screw, Set	2
41	371844	(000000-	) Spring	2
42	371845	(000000-	) Plug	1

**Fig. 27 - PTO Breakdown, 394195 & 394196**

<b>Ref.</b>	<b>Tennant Part No.</b>	<b>Manufacturer Serial Number</b>	<b>Description</b>	<b>Qty.</b>
43	371846	(000000-	) Fitting, Orifice	1
44	371847	(000000-	) Fitting, E90	1
45	371848	(000000-	) Hose	1
46	371849	(000000-	) Fitting, Tee	1
47	371850	(000000-	) Plug	1
48	371722	(000000-	) Kit, Hose	1
49	371720	(000000-	) Kit, Gasket	1

**Fig. 28 - Hydraulic Valve Breakdown, 396439**



	<b>Ref.</b>	<b>Tennant Part No.</b>	<b>Manufacturer Serial Number</b>	<b>Description</b>	<b>Qty.</b>
▽		396439	(000000-	) Valve, Hyd, Check, Pilot	1
▲▽	1	373602	(000000-	) Valve, Cartridge, Pilot Check	1
▲▲	2	373603	(000000-	) Seal Kit, Cartridge	1

**Fig. 29 - Hydraulic Cooler Breakdown, 395421**

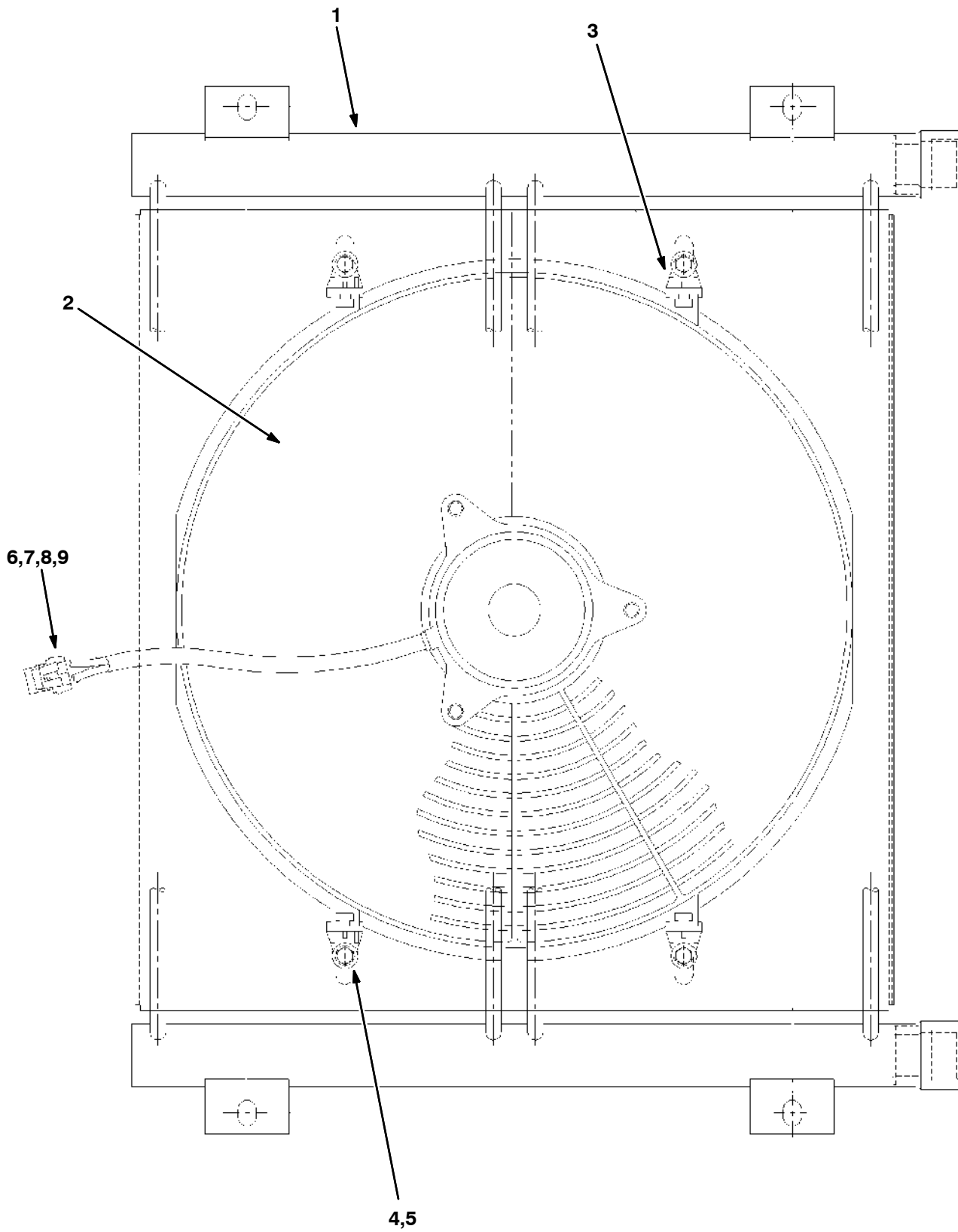
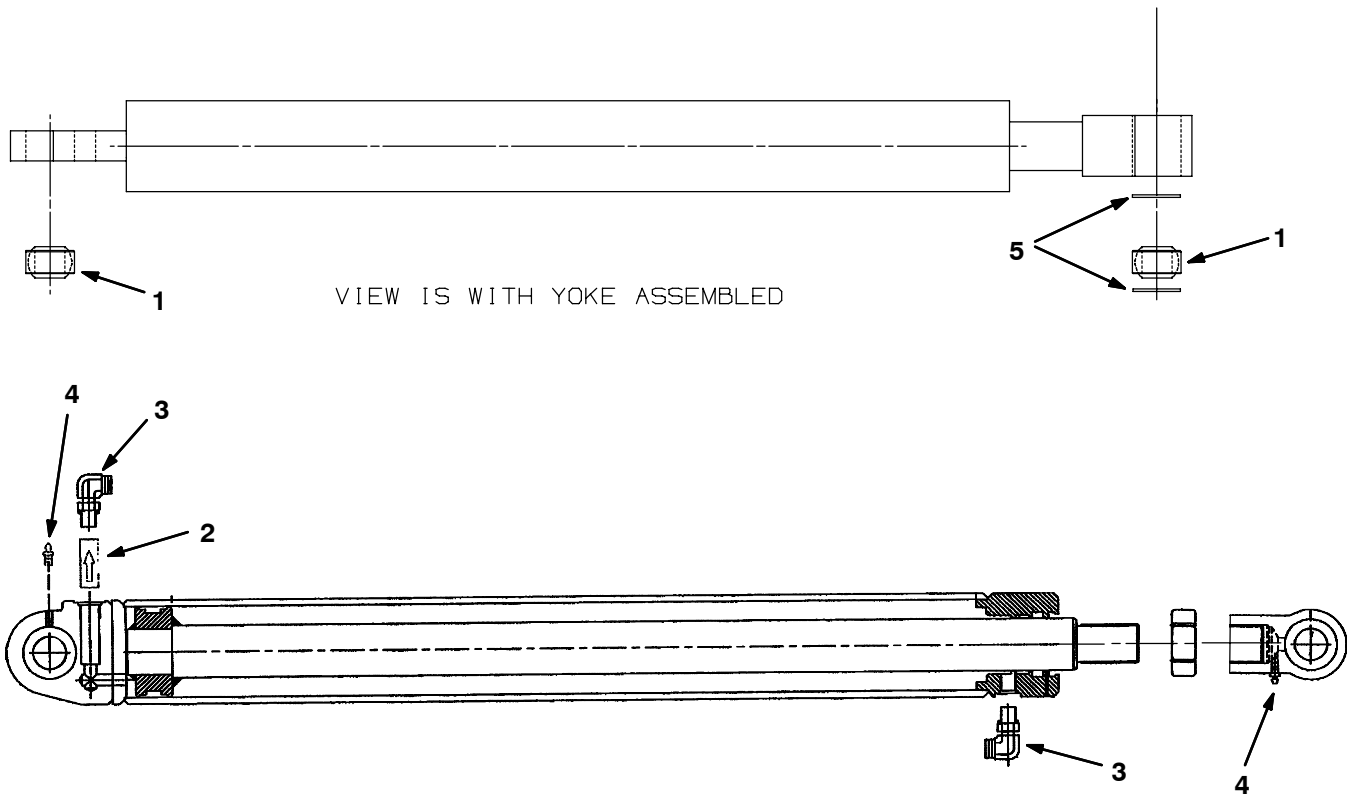


Fig. 29 - Hydraulic Cooler Breakdown, 395421

	Ref.	Tennant Part No.	Manufacturer Serial Number	Description	Qty.
▽		395421	(000000-	) Cooler, Hyd, 50gpm 700btu Of16 19x19x4	1
▲	1	373604	(000000-	) Cooler, Hyd	1
▲▽	2	373605	(000000-	) Fan Assy, Cooler, Hyd	1
▲▲		373606	(000000-	) Blade, Fan, Hyd Cooler	1
▲▲		373607	(000000-	) Shroud, Fan, 16.0 Inch	1
▲	3	373608	(000000-	) Clip, Mtg, 90deg	4
▲	4	01693	(000000-	) Screw, Hex, #10-24 X 1.00, Ss	4
▲	5	19066	(000000-	) Washer, Flat, #10	4
▲	6	78958	(000000-	) Lock, Secondary, Fem 8cav [Mp150 Sealed]	1
▲	7	78952	(000000-	) Lock, Secondary, M/F 2cav [Mp280 Sealed]	1
▲	8	78951	(000000-	) Terminal, Fem, 16/18ga [Mp280 Sealed]	2
▲	9	10917	(000000-	) Seal, Wire, 14/16ga [Wp / Mp280 Sealed]	2


**Fig. 30 - Hydraulic Cylinder Breakdown, 394869**



Ref.	Tennant Part No.	Manufacturer Serial Number	Description	Qty.
▽	394869	(000000-	) Cylinder, Hyd, 3.5b,.L,30.4strk, 3000	1
▲ 1	42120-1	(000000-	) Bearing, Self Align, 1.25b 2.00d	2
▲ 2	40727	(000000-	) Ring, Retaining, Int, 2.17d, Basic	2
▲ 3	44868	(000000-	) Fitting, Hyd, E90, Jm08/Om08	2
▲ 4	9000443	(000000-	) Fuse, [Velocity, Slipin, #8 Cavity]	1
▲ 5	150015	(000000-	) Fitting, Grease, 1/4-28m	2
▲ 6	9000445	(000000-	) Seal Kit, Cyl	1



**Fig. 31 - Hydraulic Cylinder Breakdown, 394855**



Ref.	Tennant Part No.	Manufacturer Serial Number	Description	Qty.
▽	394855	(000000-	) Cylinder, Hyd, 4.0b, 34.2strk, 3000	1
▲	1 395717	(000000-	) Bushing, Brs, 1.25b, 1.50d, 1.25l	2
▲	2 42120-1	(000000-	) Bearing, Self Align, 1.25b 2.00d	1
▲	3 44868	(000000-	) Fitting, Hyd, E90, Jm08/Om08	2
▲	4 1015364	(000000-	) Fuse, [Velocity, Slipin, #8 Cavity]	1
▲	5 150015	(000000-	) Fitting, Grease, 1/4-28m	1

**Fig. 32 - Hydraulic Filter Breakdown, 1014214**

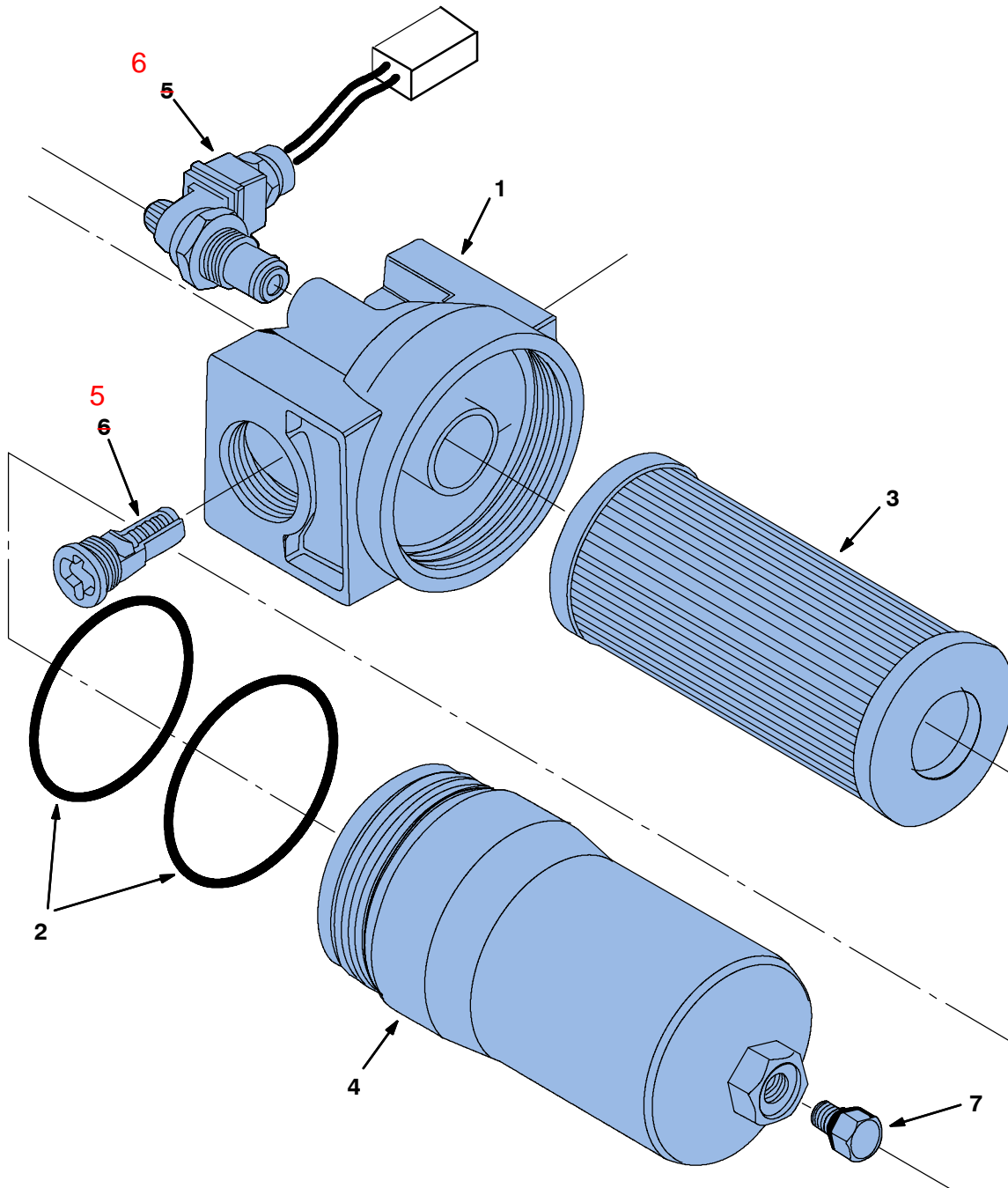


Fig. 32 - Hydraulic Filter Breakdown, 1014214

	<b>Ref.</b>	<b>Tennant Part No.</b>	<b>Manufacturer Serial Number</b>	<b>Description</b>	<b>Qty.</b>
▽		1014214	(000000-	) Filter, Oil, Hyd 5mic 100gpm 800	1
▲	1	9000439	(000000-	) Head, Fltr	1
▲	2	9000440	(000000-	) O-Ring, [Nitrile 2-244]	2
▲	3	373450	(000000-	) Element, Fltr, Oil, Hyd [05mic]	1
▲	4	9000441	(000000-	) Bowl, Fltr	1
▲	5	9000442	(000000-	) Valve Assy, By-Pass	1
▲	6	1017955	(000000-	) Indicator, Press, Differential	1
▲	7	74098	(000000-	) Fitting, Plug, O-Ring, #4 [En]	1

**Fig. 33 - Hydraulic Solenoid Valve Breakdown, 1009639**

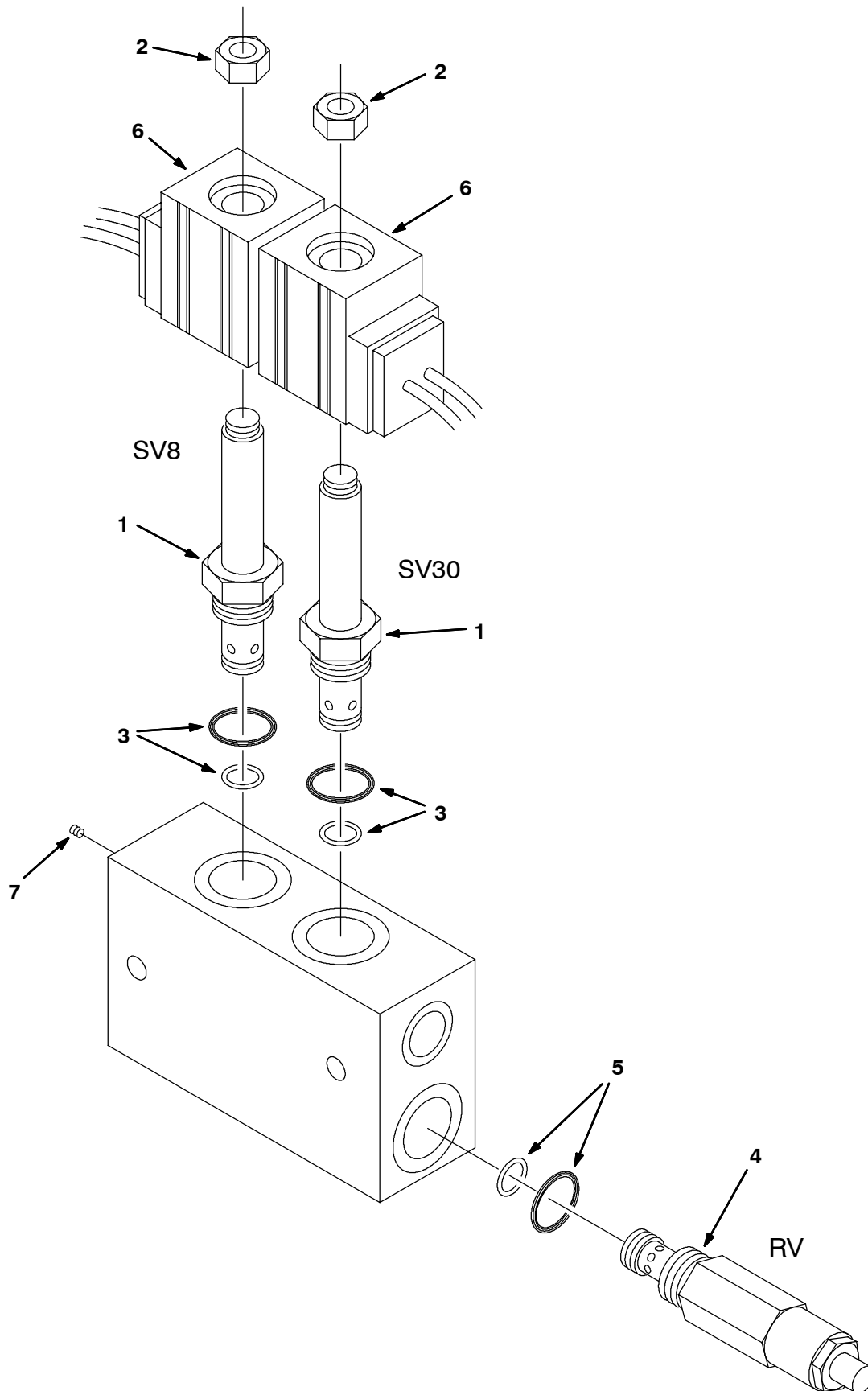


Fig. 33 - Hydraulic Solenoid Valve Breakdown, 1009639

	<b>Ref.</b>	<b>Tennant Part No.</b>	<b>Manufacturer Serial Number</b>	<b>Description</b>	<b>Qty.</b>
▽		1009639	(000000-	) Valve, Hyd, Solenoid, 12vdc [02502g3000]	1
▲▽	1	373621	(000000-	) Valve, Stem, Nc	1
▲▲	2	373589	(000000-	) Nut	1
▲▲	3	373590	(000000-	) Seal Kit, Cartridge	1
▲▽	4	373623	(000000-	) Valve, Cartridge, Relief	1
▲▲	5	373590	(000000-	) Seal Kit, Cartridge	1
▲	6	373622	(000000-	) Solenoid, 12vdc, W/ Mp	2
▲	7	373477	(000000-	) Plug, Orifice	1

**Fig. 34 - Hydraulic Solenoid Valve Breakdown, 1009842**

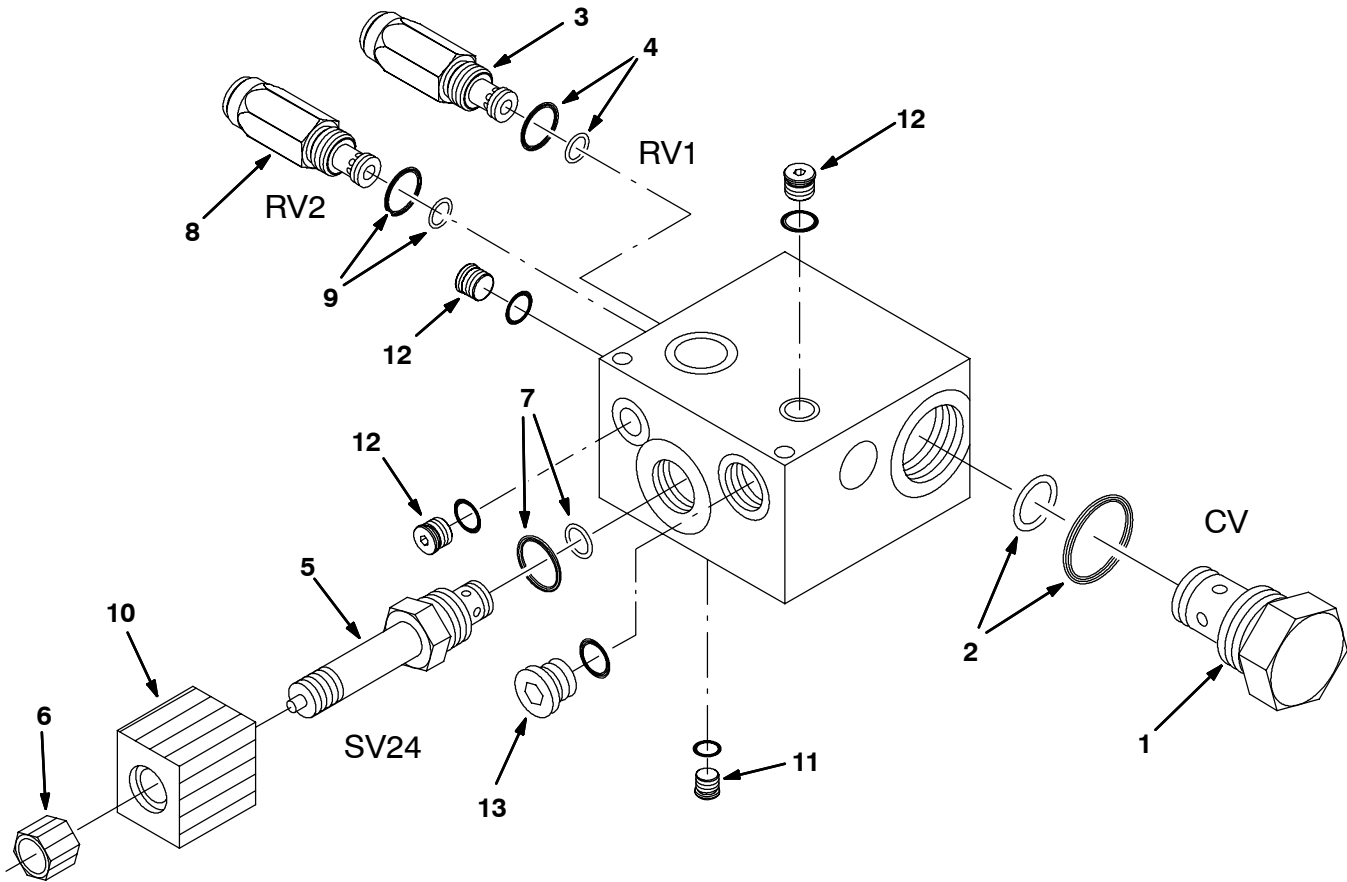


Fig. 34 - Hydraulic Solenoid Valve Breakdown, 1009842

	Ref.	Tennant Part No.	Manufacturer Serial Number	Description	Qty.
▽		1009842	(000000-	) Valve, Hyd, Sol, 12vdc [Ois30g3000]	1
▲▽	1	373459	(000000-	) Valve, Check	1
▲▲	2	373463	(000000-	) Kit, Seal, Valve	1
▲▽	3	373627	(000000-	) Valve, Cartridge, Cntrl	1
▲▲	4	79711	(000000-	) Seal Kit, Cartridge	1
▲▽	5	373628	(000000-	) Valve, Stem, No	1
▲▲	6	373611	(000000-	) Nut, Solenoid	1
▲▲	7	373630	(000000-	) Seal Kit, Cartridge	1
▲▽	8	373629	(000000-	) Valve, Cartridge, Cntrl	1
▲▲	9	79711	(000000-	) Seal Kit, Cartridge	1
▲	10	373478	(000000-	) Solenoid, Hyd, 12 Vdc, 12 Watt	1
▲	11	74098	(000000-	) Fitting, Hyd, Plug, Om04	1
▲	12	13904	(000000-	) Fitting, Plug, Org, #6, Valve, Cec	1
▲	13	79779	(000000-	) Fitting, Hyd, Plug, Om12	1





# SECTION 5

**CONTENTS**

**PAGE**

PART NUMBER TO PAGE NUMBER CROSS REFERENCE LIST ..... 5-2  
PART DESCRIPTION TO PAGE NUMBER CROSS REFERENCE LIST ..... 5-13

# CROSS REFERENCE

## PART NUMBER TO PAGE NUMBER CROSS REFERENCE LIST

Part Number	Page Number	Part Number	Page Number	Part Number	Page Number
00500-15	4-2	06961	2-21, 2-23, 2-85,	09010	2-5, 2-13, 2-29,
00930	2-25		2-89, 2-95, 3-3,		2-55, 2-59, 2-71,
01683	2-11, 2-71, 2-73		3-11, 3-17, 3-39		2-73, 2-95, 3-3, 3-5,
01684	2-7, 2-9, 2-15, 2-41,	06962	2-21		3-7, 3-9, 3-11, 3-17,
	2-47, 2-55, 2-61, 3-3	06968	2-83		3-19, 3-33, 3-53
	, 3-5, 3-7, 3-9, 3-47,	06969	2-23, 2-59, 2-89	09011	2-29, 2-53, 2-179,
	3-49, 3-51	06971	2-21, 2-37		3-11, 3-17, 3-55,
01685	2-5, 2-7, 2-9, 2-11,	06981	2-23		3-56
	2-13, 2-29, 2-47,	07154	2-9	09023	2-29
	2-53, 2-61, 2-69,	07259	2-21, 2-23, 2-43,	09028	2-13, 2-19, 2-43,
	2-71, 2-73, 3-3, 3-5,		2-45		2-45, 2-47, 3-3, 3-5,
	3-7, 3-9, 3-11, 3-17,	07299	3-21		3-7, 3-9, 3-13, 3-15
	3-33, 3-55, 3-56	07783	2-25	09029	2-19, 2-49, 3-27
01686	2-19, 2-43, 2-45,	07785	2-7, 2-9, 2-51, 3-29	09145	2-101
	2-47, 2-49, 2-51,	07786	3-11, 3-17	09146	2-7, 2-9
	2-53, 3-3, 3-5, 3-7,	07790	2-9, 2-15, 3-5, 3-9	09164	3-19
	3-9, 3-11, 3-13,	07791	2-29, 2-57, 3-53	09196	2-19, 2-115
	3-15, 3-17, 3-27,	07792	3-59	09205	2-23
	3-29	08179	2-41, 2-55	09291	3-15, 3-59
01693	4-55	08182	3-15, 3-35, 3-37	09570	2-99
01696	2-7, 2-9, 2-15	08185	2-37	09718	2-23
01704	2-37	08202	2-41, 2-43, 2-45,	09739	2-11, 3-47, 3-49
01714	2-41		2-49, 3-27	09740	2-7, 2-9, 2-11, 2-47,
01754	2-7	08236	2-25		2-61, 3-3, 3-5, 3-7,
02431	3-3, 3-5, 3-7, 3-9	08361	2-63		3-9, 3-41, 3-43
02469	3-39	08708	2-7, 2-9, 2-27, 2-55,	09741	2-49, 3-27
02589	2-51, 2-57, 3-29		2-83, 2-115, 3-47,	09745	2-49, 2-69, 3-27
02643	4-4		3-49	09770	2-13, 2-69
02646	4-3, 4-4	08709	2-5, 2-7, 2-9, 2-15,	09774	2-49, 3-27
02647	4-3, 4-4		2-17, 2-19, 2-25,	1001980	3-53
02686	2-59		2-27, 2-29, 2-63,	1002462	2-7, 2-9
02850	2-11, 2-57, 2-59,		2-81, 2-83, 2-85,	1002590	3-7, 3-9
	2-104, 2-108, 2-112		2-99, 2-103, 2-107,	1002621	2-103, 2-107, 2-111
03192	2-7, 2-9, 2-85, 2-87		2-111, 2-179, 3-3,	1002768	2-7, 2-9
03292B	3-25		3-5, 3-7, 3-9, 3-19,	1005062	3-35
03518	4-4		3-41, 3-43	1005128	3-35
03519	4-4	08711	2-21, 2-37, 2-43,	1005234	2-43
04414	2-49, 3-27		2-45, 2-59, 2-83,	1005723	2-65, 2-67
05947-2	3-59		2-89	1005812	2-45
06418	2-23, 2-31, 2-41,	08712	2-7, 2-9, 2-41, 2-47,	1005840	2-65
	2-43, 2-45, 2-57,		2-61, 3-3, 3-5, 3-7,	1005877	2-67
	2-67, 3-11, 3-17		3-9, 3-25, 3-51	1005922	2-67
06549	2-41, 2-101	08713	2-5, 2-7, 2-9, 2-13,	1006446	2-7, 2-9
06928	2-11		2-29, 2-53, 2-55,	1006633	2-9
06929	2-57		2-59, 3-3, 3-7, 3-9,	1007004	2-7
06932	2-115		3-11, 3-17, 3-55,	1007067	2-19
06933	2-115		3-56	1007105	2-51, 2-57, 2-91,
06939	2-41	08714	2-43, 2-45, 2-47,		3-29
06942	3-19		2-49, 2-51, 2-53,	1007347	3-51
06943	2-7, 2-9, 2-15, 2-27,		3-7, 3-9, 3-11, 3-13,	1007364	3-51
	2-103, 2-107, 2-111,		3-17, 3-27, 3-29	1007371	3-51
	3-19, 3-47, 3-49	08716	2-7, 2-9, 2-63, 3-3,	1007715	3-3, 3-5, 3-7, 3-9
06945	2-27, 3-57		3-5, 3-7, 3-9, 3-51	1007793	2-65, 2-67
06950	2-83	09007	2-47, 2-55, 2-61,	1008231	3-15
06955	2-27		3-25	1008450	2-5
06956	2-7, 2-9			1008452	2-67
06957	2-63			1008453	2-67
06960	2-15			1008475	2-23

# CROSS REFERENCE

Part Number	Page Number	Part Number	Page Number	Part Number	Page Number
1008487	2-67	1011341	2-103	1015546	3-9
1008540	2-5, 3-29	1011377	2-23	1015550	2-73
1008860	2-51, 3-29	1011501	2-61	1015593	3-45
1009124	2-83	1011816	2-49	1015679	3-5, 3-9
1009169	2-2	1011868	3-27	1015760	2-43, 2-45
1009170	2-2	1012077	2-47	1015977	2-51, 3-30
1009352	2-57	1012196	2-7, 2-9	1016359	2-179
1009465	2-75	1012209	2-115	1016372	2-107, 2-111
1009483	2-47	1012256	2-61	1016374	2-107, 2-111
1009509	2-75	1012312	2-15	1016375	2-107, 2-111
1009584	2-45	1012313	2-115	1016376	2-107, 2-111
1009588	2-43	1012372	2-7, 2-9, 2-15	1016377	2-107, 2-111
1009594	2-17	1012442	2-103, 2-107, 2-111	1016378	2-107, 2-111
1009606	2-47	1012499	3-3, 3-5, 3-7, 3-9	1016380	2-107, 2-111
1009612	2-5	1012508	3-43	1016382	2-107, 2-111
1009639	2-83, 4-61	1012509	3-43	1016485	2-179
1009813	2-71, 2-73	1012510	3-41, 3-43	1016494	2-179
1009839	2-13	1012511	3-41	1016566	2-75
1009842	2-59, 4-63	1012512	3-41, 3-43	1016568	2-75
1009865	2-13	1012513	3-41, 3-43	1016569	2-75
1009872	2-13	1012514	3-41, 3-43	1016594	2-19
1009875	3-59	1012515	3-41, 3-43	1016597	2-51, 3-30
1009896	2-47	1012516	3-41, 3-43	1016647	2-179
1009905	3-3, 3-5, 3-7, 3-9	1012517	3-41, 3-43	1016658	2-179
1009945	2-19	1012518	3-41	1016665	2-179
1009948	2-101	1012519	3-41	1016678	2-179
1009954	3-59	1012520	3-41	1016742	2-103, 2-107, 2-111
1009958	2-5	1012521	3-41	1016920	2-179
1009961	3-59	1012522	3-41	1017052	2-19
1009978	2-81	1012529	2-103	1017076	2-71, 2-73
1010067	3-59	1012658	2-95	1017654	2-19
1010068	3-59	1012678	2-95	1017733	2-19
1010070	3-59	1012725	3-45	1017765	2-112
1010071	3-59	1012822	2-89, 4-49	1017955	4-59
1010073	3-59	1012878	2-15	1019081	3-63
1010091	2-19	1012924	3-45	1019757	2-65
1010092	2-19	1012954	2-83	1019758	2-67
1010093	2-19	1012969	2-53	1020275	2-13
1010196	2-69	1013136	2-17	1020315	2-13
1010208	2-57	1013324	2-179, 3-45	1020493	2-89
1010216	2-57	1013387	2-59	1020495	2-89
1010231	3-59	1013453	2-59	1020594	2-111
1010293	2-19	1013679	2-47	1020597	2-112
1010295	2-19	1013810	2-33, 2-35	1020972	2-112
1010296	2-19	1014087	2-19	1020977	2-112
1010398	2-57	1014089	3-7, 3-9	1021115	2-45
1010443	2-101	1014214	2-85, 4-59	1021118	2-43
1010505	2-101	1014267	3-63	1021194	2-89
1010576	2-57	1014309	2-73	1022688	2-87
1010608	2-181	1014343	2-33, 2-35	1022689	2-81
1010621	2-81	1014352	2-33, 2-35	1023985	2-112
1010705	2-101	1014355	2-33, 2-35	1023996	2-112
1010777	2-101	1014356	2-33, 2-35	1024004	2-112
1010824	2-115	1014382	2-69	10552	2-23, 2-75
1010853	2-21	1014383	2-69	10632-1	2-71, 2-73
1010955	2-17	1015099	3-5	10632-11	3-53
1011335	2-103, 2-107, 2-111	1015149	2-104, 2-108, 2-112	10632-12	2-41
1011336	2-103	1015364	4-57	10632-16	2-11
1011338	2-103	1015408	3-5, 3-9	10632-4	2-59
1011340	2-103	1015417	3-5, 3-9	10917	4-55

# CROSS REFERENCE

Part Number	Page Number	Part Number	Page Number	Part Number	Page Number
11048	2-33, 2-35, 2-51, 2-65, 3-29	21906	4-43	32486	2-15, 2-21, 2-23, 2-37, 2-49, 2-75, 2-89, 3-27
11531	3-59	21907	4-11, 4-15, 4-17, 4-19, 4-21, 4-23, 4-27, 4-31, 4-33, 4-35, 4-37, 4-39, 4-43	32490	2-7, 2-9, 2-15, 2-27, 2-55, 2-63, 2-103, 2-107, 2-111, 3-19, 3-25, 3-47, 3-49
11608	2-104, 2-108, 2-112	21916	4-11, 4-15, 4-17, 4-19, 4-21, 4-23, 4-27, 4-31, 4-33, 4-35, 4-37, 4-39, 4-43, 4-49	32491	2-5, 2-7, 2-9, 2-17, 2-19, 2-21, 2-23, 2-27, 2-29, 2-39, 2-55, 2-57, 2-59, 2-63, 2-69, 2-73, 2-75, 2-81, 2-83, 2-85, 2-87, 2-89, 2-91, 2-93, 2-96, 2-99, 2-103, 2-107, 2-111, 2-115, 2-179, 3-3, 3-5, 3-7, 3-9, 3-19, 3-41, 3-43, 3-53, 3-59
11635	2-51, 2-57, 2-91, 3-29	21920	4-45, 4-49	32492	2-5, 2-7, 2-15, 2-21, 2-37, 2-41, 2-85, 2-87, 2-89, 2-95, 2-99, 3-3, 3-11, 3-17, 3-21, 3-24, 3-35, 3-37, 3-39, 3-45
12267	3-11, 3-17	21951	4-3	32493	2-5, 2-43, 2-45, 2-51, 2-75, 2-83, 3-3, 3-5, 3-29, 3-35, 3-37
12271	2-103, 2-107, 2-111	21953	4-3	32495	2-5, 2-25
12312	2-101	222159	2-57	32521	2-15
12317	2-47, 2-49, 2-53, 3-7, 3-9, 3-11, 3-13, 3-17, 3-27, 3-45	222210	3-35, 3-37	32716	3-11, 3-17
12367	2-103, 2-107, 2-111	222290	2-115	32731	2-51, 2-81, 2-99, 3-29
13015	3-21	222505	2-95	32969	2-49, 3-27
13773	2-93	222516	3-11, 3-17	32983	2-15, 3-21
13902	4-13, 4-17, 4-21, 4-25, 4-29, 4-33, 4-37, 4-41, 4-45, 4-47, 4-49	22297	2-19, 2-69	32988	2-99
13904	4-13, 4-17, 4-21, 4-25, 4-29, 4-33, 4-37, 4-41, 4-45, 4-63	223470	2-63	330710	3-63
13907	4-13, 4-17, 4-21, 4-25, 4-29, 4-33, 4-37, 4-41, 4-45, 4-49	22670	4-49	331020	3-63
140052	3-51	22699	4-11, 4-23, 4-27, 4-39, 4-43, 4-49	331021	3-63
14432	2-69, 3-59	23265	2-73	331025	3-63
14595-1	2-41	23271	2-73	33342	2-25, 2-41
14834	2-81	23446	2-7, 2-9	33580	4-7
14877	2-69	24196	2-11, 3-47, 3-49	33812	2-59
150015	4-56, 4-57	24199	2-71, 2-73	33924	3-15
150407	2-73	24265	3-25	34172	4-2
15331	2-49, 2-59, 3-27	24835	2-25	34178	4-7
15675	2-69	25015	2-21	34179	4-7
15678	2-41, 3-5, 3-9, 3-51	25312	3-57	34359	3-15
15840	2-115	26395-1	3-53	34366	2-49
16081	2-89	26395	3-41	34390	2-91, 2-95
16455	2-96	27979	2-15	34804	2-101
16695	4-2	27988	2-49, 2-51, 2-83, 3-27, 3-30	35033	2-83
16735	2-19, 2-39	28835	4-2	35586	2-91
16864	2-81, 3-30	29558	3-15	35846	2-37
16879	2-89	29584	2-55	35886	2-49, 3-27
16931	2-15, 2-19, 2-23, 2-41, 2-59, 2-63, 2-69, 2-81, 2-87, 2-89, 2-91, 3-7, 3-9, 3-19	30013	2-27	35904	2-49, 2-51, 3-27, 3-29
17414	2-103, 2-107, 2-111	311697	3-51		
17980	2-91, 2-93	311702	3-51		
19064	2-7, 2-9, 2-11, 2-23, 2-57, 2-59	311921	3-59		
19065	2-63, 2-112	311981	3-61		
19066	2-41, 2-104, 2-108, 2-112, 2-115, 3-47, 3-49, 4-55	311982	3-61		
19757	2-99	311983	3-61		
21905	4-27, 4-31, 4-35, 4-39, 4-43	311984	3-61		
		311985	3-61		
		311986	3-61		
		311987	3-61		
		311988	3-61		
		312071	2-73		
		31605	2-95		
		31613	2-2, 2-81		
		31775	2-71		
		32483	2-15, 2-23, 2-83, 2-101, 2-115, 3-19		
		32485	2-43, 2-45, 2-83		

# CROSS REFERENCE

Part Number	Page Number	Part Number	Page Number	Part Number	Page Number
360074	2-2, 2-41	371812	4-51	373446	4-5
360429	2-7, 2-9	371813	4-51	373447	4-5
360467	3-59	371814	4-51	373448	4-5
361009	2-93	371815	4-51	373449	4-5
361040	3-39	371816	4-51	373450	4-59
361339	2-57, 3-19	371817	4-51	373459	4-9, 4-63
36190	2-25	371818	4-51	373460	4-9
36328	2-23, 2-49, 3-27	371819	4-51	373463	4-9, 4-63
363503	2-9, 2-103, 2-107, 2-111	371820	4-51	373465	4-43
364441	2-59	371821	4-51	373466	4-43
364597	2-115	371822	4-51	373467	4-43
364889	2-55	371823	4-51	373468	4-11, 4-15, 4-19, 4-23, 4-27, 4-31, 4-35, 4-39, 4-43, 4-49
364983	2-85	371824	4-51	373469	4-43
365005	2-99	371825	4-51	373470	4-11, 4-15, 4-19, 4-23, 4-27, 4-31, 4-35, 4-39, 4-45, 4-49
365006	2-95	371826	4-51	373472	4-11, 4-15, 4-19, 4-23, 4-27, 4-31, 4-35, 4-39, 4-43
367679	2-59	371827	4-51	373473	4-11, 4-15, 4-19, 4-23
367946	3-49	371828	4-51	373475	4-11, 4-15, 4-19, 4-23, 4-27, 4-31, 4-35, 4-39
367957	3-49	371833	4-51	373476	4-45, 4-49
367958	3-49	371839	4-51	373477	4-45, 4-61
368176	2-5	371841	4-51	373478	4-11, 4-15, 4-19, 4-23, 4-27, 4-31, 4-35, 4-39, 4-49, 4-63
368336	2-49, 3-27	371842	4-51	373479	4-11, 4-15, 4-19, 4-23, 4-27, 4-31, 4-35, 4-39, 4-49
368412	2-23	371843	4-51	373480	4-43
370181	2-7	371844	4-51	373481	4-45
371678	3-62	371845	4-51	373482	4-45
371679	3-62	371846	4-52	373483	4-49
371720	2-75, 4-52	371847	4-52	373484	4-49
371721	2-75	371848	4-52	373487	4-49
371722	2-75, 4-52	371849	4-52	373488	4-13, 4-25, 4-29, 4-41
371723	2-181	371850	4-52	373489	4-11, 4-15, 4-27, 4-31, 4-49
371724	2-181	371851	4-51	373490	4-11, 4-23, 4-27, 4-39
371726	2-181	371857	2-103, 2-107, 2-111	373491	4-43
371727	2-181	372238	3-62	373497	4-47
371728	2-181	372441	2-2	373498	4-47
371739	2-181	372442	2-2	373553	4-11, 4-15, 4-19, 4-23, 4-27, 4-31, 4-35, 4-39, 4-47
371740	2-181	372443	2-2	373556	4-11, 4-15, 4-23, 4-27, 4-31
371741	2-181	372444	2-2	373558	4-47
371745	2-2	372451	3-62	373559	4-47
371746	2-2	372452	3-62	373587	4-49
371791	4-51	372453	3-62		
371792	4-51	372454	3-62		
371793	4-51	372455	3-62		
371794	4-51	373201	4-5		
371795	4-51	373207	4-5		
371796	4-51	373208	4-5		
371798	4-51	373276	4-5		
371799	4-51	373342	4-11, 4-15, 4-19, 4-23, 4-27, 4-31, 4-35, 4-39, 4-45, 4-49		
371800	4-51				
371801	4-51	373435	4-7		
371802	4-51	373436	4-7		
371803	4-51	373437	4-7		
371804	4-51	373438	4-7		
371805	4-51	373439	4-3		
371806	4-51	373440	4-3		
371807	4-51	373441	4-3, 4-4		
371808	4-51	373442	4-3		
371809	4-51	373443	4-4		
371810	4-51	373444	4-4		
371811	4-51	373445	4-4		

# CROSS REFERENCE

Part Number	Page Number	Part Number	Page Number	Part Number	Page Number
373588	4-49	391925	2-177	394348	2-37
373589	4-11, 4-15, 4-19, 4-23, 4-27, 4-31, 4-35, 4-39, 4-47, 4-49, 4-61	391926	2-177	394349	2-5, 2-49, 2-75, 3-3, 3-5, 3-27, 3-29
373590	4-11, 4-13, 4-15, 4-17, 4-19, 4-21, 4-23, 4-25, 4-27, 4-29, 4-31, 4-33, 4-35, 4-37, 4-39, 4-41, 4-49, 4-61	391943	2-177	394356	2-75
373591	4-13, 4-25, 4-29, 4-41	39210	2-75, 2-93	394358	2-37
373593	4-11, 4-15, 4-19, 4-23, 4-27, 4-31, 4-35, 4-39	392650	2-159, 2-177	394368	2-47
373594	4-11, 4-15, 4-19, 4-23, 4-27, 4-31, 4-35, 4-39, 4-43	392651	2-159, 2-177	394369	2-47
373595	4-11, 4-15, 4-19, 4-23, 4-27, 4-31, 4-35, 4-39, 4-43	39277	2-17, 2-23, 2-27, 2-55, 2-57, 2-59, 2-81, 2-83, 2-85, 2-93, 2-99	394373	2-47
373596	4-47	39278	2-15, 2-21, 2-39	394374	2-2
373599	4-47	39279	2-15	394382	2-2, 2-29
373600	4-43	39283	2-15, 2-37, 2-41, 2-85, 2-99, 3-35, 3-37	394383	2-29
373601	4-49	39284	2-5, 3-35, 3-37	394384	2-29
373602	4-53	39311	2-19, 2-39	394385	2-47
373603	4-53	39313	2-5, 2-51, 3-30	394390	2-47
373604	4-55	393215	2-93	394391	2-47
373605	4-55	39349	2-23, 2-55, 3-21	394393	2-2, 2-29
373606	4-55	39350	2-23, 2-39	394395	2-29
373607	4-55	394051	2-59	394396	2-29
373608	4-55	394055	2-41	394397	2-29
373611	4-63	394126	2-43, 2-45	394398	2-29
373621	4-61	394175	2-5	394399	2-2, 2-29
373622	4-61	394176	2-5	394407	2-99
373623	4-61	394177	2-5	394408	2-85, 4-9
373627	4-63	394178	2-5	394417	2-83
373628	4-63	394195	2-75	394418	2-83
373629	4-63	394196	2-75	394420	2-83
373630	4-63	394200	2-41	394422	2-99
37555	4-2	394204	2-43	394428	2-85
37766	4-7	394217	2-43	394431	3-15
379217	3-15	394219	2-41	394432	2-41, 4-7
379792	2-29	394221	2-43	394433	2-49, 3-27, 4-3
379829	2-39	394222	2-37	394434	2-21, 4-4
381858	2-89	394233	2-2, 2-37	394436	2-99, 4-43, 4-45
381859	2-89	394234	2-2, 2-37	394437	3-39, 4-47
381862	2-91	394235	2-41	394441	2-91
381863	2-91	394236	2-45	394442	2-49, 3-27
381865	2-95	394237	2-43	394443	2-51, 3-29
38315	4-3	394260	2-45	394444	2-51, 3-29
38490	4-3	394262	2-43	394445	2-51, 3-29
385665	2-73	394273	2-43, 2-45	394446	2-51, 3-29
386711	2-49, 3-27	394276	2-2, 2-43, 2-45	394452	2-51, 3-29
387281	2-95	394279	2-2	394459	3-29
387340	2-69	394280	2-43, 2-45	394461	2-51, 3-29
38968	4-7	394300	2-69	394465	2-51, 3-29
39005	3-11, 3-15, 3-17	394302	2-43, 2-45	394466	2-49
391845	2-63	394304	3-24	394470	2-51, 3-29
		394305	3-24	394527	2-19
		394307	2-43, 2-45	394528	2-19
		394317	2-43, 2-45	394554	2-2
		394326	2-5, 2-49, 2-75, 3-3, 3-5, 3-27, 3-29	394558	2-27
		394327	2-23, 2-37	394566	2-19
		394329	2-37	394567	2-19
		394330	2-37	394575	2-2, 2-21
		394335	2-37	394580	2-95
		394336	2-37	394581	2-95
		394347	2-37	394609	2-63
				394614	2-63
				394615	2-63
				394628	2-49, 3-27
				394629	2-49, 3-27

# CROSS REFERENCE

Part Number	Page Number	Part Number	Page Number	Part Number	Page Number
394633	2-51	394967	3-29	395212	2-23
394641	2-51	394972	2-7	395213	2-23
394643	2-49, 3-27	394973	2-7	395223	2-23
394649	2-3	394977	2-15	395226	2-23
394652	3-19	394981	2-71, 2-73, 3-33	395236	2-23
394653	3-19	394982	2-71, 2-73, 3-33	395237	2-23
394656	3-19	394983	2-71, 2-73, 3-33	395243	2-23
394657	3-19	394985	2-71, 2-73, 3-33	395249	2-21
394665	2-63	394990	2-69	395265	2-15
394666	2-63	394991	3-59	395274	2-9
394674	2-59	394992	2-69	395277	2-7
394681	2-51, 2-91, 3-29	394994	2-19	395295	3-19
394688	2-63	394998	2-69	395296	3-19
394720	2-69	394999	2-69	395298	3-7, 3-9
394727	2-69	395000	3-19	395299	3-3, 3-5
394728	2-69	395001	2-53	395328	2-55
394750	2-23	395005	2-15	395335	2-63
394755	2-19	395012	3-27	395342	2-53
394756	2-27	395014	3-29	395346	3-15
394757	2-29	395019	3-35, 3-37	395348	3-7, 3-9
394758	2-29	395027	2-81	395349	3-7, 3-9
394766	2-19	395047	2-75	395358	3-7, 3-9
394772	2-29	395051	2-29	395361	3-3, 3-5
394779	2-2	395052	2-29	395362	3-3, 3-5
394780	2-2	395053	2-29	395365	2-55
394798	2-7, 2-9	395055	2-29	395366	2-55
394814	2-15	395059	2-29	395377	3-3, 3-5
394815	2-7	395061	2-25	395383	2-103
394816	2-9	395063	2-25	395387	2-51, 3-29
394818	2-15	395066	2-25	395389	2-51, 3-29
394829	2-53	395068	2-23	395401	2-85
394831	2-63	395073	2-2, 2-29	395416	2-103, 2-107, 2-111
394841	2-5	395074	2-2, 2-29	395418	3-17
394842	2-5	395076	2-37	395419	3-11
394845	2-53	395084	2-39	395421	2-85, 4-55
394849	2-53	395085	2-43, 2-45	395430	3-3, 3-5, 3-7, 3-9
394851	2-67	395086	2-45	395431	3-3, 3-5, 3-7, 3-9
394852	2-67	395087	2-43	395438	3-17
394853	2-65	395090	2-43, 2-45	395440	3-11
394854	2-65	395091	2-47	395443	3-17
394855	2-67, 4-57	395092	2-47	395445	3-11
394866	2-23	395098	2-47	395448	2-103
394867	2-23	395099	2-47	395449	2-103
394869	2-65, 4-56	395100	2-2	395457	2-103, 2-107, 2-111
394913	2-159, 2-177	395101	2-2	395461	2-103, 2-107, 2-111
394914	2-11	395106	2-47	395465	3-11, 3-17
394915	3-47, 3-49	395113	2-39	395466	3-11, 3-17
394916	2-115	395118	2-37	395467	3-3
394917	2-103, 2-107, 2-111	395119	2-7, 2-9, 2-13, 2-47, 2-69	395468	3-3, 3-5
394919	2-115, 3-53	395126	2-41	395469	3-3, 3-5, 3-11
394921	2-159, 2-177	395131	2-41	395476	2-71, 2-73
394922	2-159, 2-177	395132	2-41	395498	3-19
394924	3-53, 3-55, 3-56	395142	2-13	395504	2-3
394925	3-47, 3-49	395143	2-13	395505	2-3
394926	2-103, 2-107, 2-111	395160	2-55	395509	2-49, 3-27, 3-35, 3-37
394931	2-11	395164	2-55	395512	2-71, 2-73
394932	3-49	395191	2-55	395513	2-71, 2-73, 3-33
394948	2-63	395192	2-57	395514	2-71, 2-73
394957	2-55	395205	2-23	395517	2-2, 2-71, 2-73
394963	2-7				

# CROSS REFERENCE

Part Number	Page Number	Part Number	Page Number	Part Number	Page Number
395518	2-51, 3-29	395727	2-67	395934	2-71, 2-73, 3-33
395519	2-5	395728	2-67	395937	3-11, 3-17
395522	3-17	395729	2-65	395938	3-7
395524	3-11	395733	2-2, 2-29	395939	3-7, 3-9, 3-11
395527	3-11, 3-17	395734	2-2, 2-29	395940	2-81
395528	3-11, 3-17	395735	2-29	395948	2-83
395529	2-103, 2-107, 2-111	395737	2-29	395952	2-55
395530	2-103, 2-107, 2-111	395744	2-182	395954	2-55
395534	2-47	395758	2-182	395959	2-55
395535	2-2, 2-47	395760	3-13	395962	2-83
395536	2-47	395761	3-13	395963	2-83
395539	2-11	395762	3-13	395964	2-83
395540	2-11	395763	3-13	395966	2-85
395566	2-103, 2-107, 2-111, 2-115	395764	2-103, 2-107, 2-111	395967	2-81, 2-83
395582	3-47, 3-49	395771	2-85	395973	2-99
395589	2-59	395772	2-83	395974	2-89, 2-95
395590	2-115	395773	2-85	395975	2-99
395594	3-11, 3-17	395776	2-85	395977	2-81, 2-83, 2-85
395601	2-57	395778	2-59	395981	2-85
395604	3-19	395779	2-69	395986	2-83, 2-87
395610	2-63	395780	2-69	395987	2-99
395612	2-83, 4-5	395782	2-69	395988	2-95
395613	2-41	395790	2-83	395989	2-95
395620	2-89	395791	2-87	395990	3-7, 3-9
395627	2-29	395792	2-87	395994	2-13
395628	2-29	395793	2-87	395995	2-13
395632	2-69	395797	2-87	395996	3-47
395634	2-55	395798	2-87	395997	3-47
395635	2-55	395803	2-99	395999	2-81
395637	2-2, 2-27	395804	2-99	396034	3-57
395638	2-2, 2-27	395806	2-2, 2-47	396130	3-15
395639	2-19	395811	2-37	396133	3-15
395640	2-2, 2-27	395813	2-37	396142	3-15
395641	2-55	395814	2-45	396143	3-15
395642	2-55	395815	2-43	396144	3-15
395655	2-17, 2-81	395816	2-47	396147	3-15
395658	2-5	395825	2-43, 2-45, 3-24	396150	3-15
395660	3-21	395826	2-41	396157	3-15
395668	2-91	395827	2-37	396160	3-15
395669	2-57	395833	2-104, 2-108, 2-112	396164	3-15
395670	2-57	395834	2-104, 2-108, 2-112	396202	2-81
395678	3-13	395835	2-104, 2-108, 2-112	396203	2-83
395684	2-27	395836	2-47	396204	2-85
395686	2-2, 2-27	395837	2-47	396206	2-51
395695	3-47, 3-49	395881	2-43, 2-45	396207	2-91, 2-99
395703	2-23	395885	3-19	396208	2-99
395704	2-23	395887	2-63	396209	2-81
395707	2-23	395904	2-71, 2-73, 3-33	396210	2-99
395711	2-2, 2-23	395907	2-89	396213	2-99
395714	2-67	395909	2-89	396214	2-95
395717	2-67, 4-57	395910	2-89	396215	2-95
395718	2-65, 2-67	395911	2-89	396216	2-99
395719	2-65, 2-67	395913	2-89	396217	2-91
395721	2-65, 2-67	395914	3-13	396219	2-91
395722	2-65, 2-67	395917	3-19	396221	2-51, 2-95, 3-29
395723	2-65	395923	3-19	396223	2-49, 3-27
395724	2-65	395924	3-19	396224	2-99
395725	2-67	395928	3-19	396225	2-99
395726	2-65, 2-67	395929	3-19	396226	2-81
		395931	3-13	396227	2-99



# CROSS REFERENCE

Part Number	Page Number	Part Number	Page Number	Part Number	Page Number
396228	2-83	396399	2-87	396584	2-55
396230	2-83	396400	2-95	396588	2-57
396235	2-99	396402	2-15	396589	2-57
396237	2-95	396404	2-81	396592	2-57
396238	2-51	396406	2-59	396596	2-65
396239	2-85	396407	2-59	396602	2-69
396240	3-55, 3-56	396415	2-7, 2-9	396604	3-37
396244	2-103, 2-107, 2-111	396416	2-7, 2-9	396605	3-37
396247	3-29	396417	2-59	396606	3-25
396249	3-29	396426	2-85	396611	3-19
396250	3-15	396427	2-85	396612	2-182
396251	2-59	396428	3-7, 3-9	396616	2-5
396254	2-93	396429	2-69	396617	2-17
396255	2-93	396430	3-47, 3-49	396620	2-37
396257	2-83	396431	2-11, 3-47, 3-49	396652	2-53
396260	2-93	396432	2-91	396653	2-53
396261	2-83	396435	2-85	396654	2-15
396262	2-87	396436	2-85	396655	2-182
396263	2-87	396437	2-91	396663	3-53
396264	2-87	396439	2-91, 4-53	396664	2-15
396265	2-87	396451	2-11	396667	3-45
396266	2-93	396452	2-11	396670	3-45
396267	2-85	396453	2-11	396683	2-41
396272	2-87	396454	2-11	396685	3-21
396279	2-83	396455	2-11	396686	3-21
396284	2-41	396456	3-47	396687	2-57
396286	2-89	396457	2-11	396718	4-13, 4-17, 4-21, 4-25, 4-29, 4-33, 4-37, 4-41
396287	2-89	396458	2-11		
396288	2-89	396461	2-11		
396289	2-85	396463	3-55, 3-56	396721	2-41
396295	2-103	396473	3-35, 3-37	396725	2-103, 2-107, 2-111
396297	2-3	396477	2-69	396726	2-103, 2-107
396299	3-11, 3-17	396478	2-69	396727	2-81
396300	2-103, 2-107, 2-111	396479	2-69	396731	3-29
396301	2-89	396480	2-69	396733	2-51
396302	2-89	396481	2-103, 2-107, 2-111	396737	2-49, 3-27
396303	2-71, 2-73, 3-33	396482	2-27	396739	2-37
396306	2-5	396497	2-21	396741	2-25
396307	3-33	396501	2-39	396742	2-43
396308	2-71, 2-73, 3-33	396504	2-39	396744	2-45
396309	2-103, 2-107, 2-111	396506	2-39	396746	2-7
396328	2-9	396507	2-71, 2-73	396747	2-9
396331	2-15	396508	2-71, 2-73	396748	2-7, 2-9
396334	3-47	396509	2-71, 2-73	396749	2-7, 2-9
396335	2-85	396510	2-71, 2-73	396752	2-21
396360	2-69	396511	2-71, 2-73	396754	2-21
396361	3-11, 3-17	396512	2-71, 2-73, 3-33	396756	2-19
396367	2-21	396513	2-71, 2-73	396773	2-7, 2-9
396372	2-31	396514	3-33	396778	2-49, 3-27
396378	2-23	396515	2-71, 2-73	396779	2-95
396379	2-23	396516	2-71, 2-73	396785	3-23
396381	2-31, 2-33, 2-35, 3-61	396532	2-81, 2-99	396787	2-67
396382	2-31	396540	3-25	396788	2-65
396383	2-31	396542	3-25	396789	2-19
396384	2-31	396547	3-41, 3-43	396820	2-61
396385	2-31	396549	3-41	396821	2-61
396387	2-25	396572	2-23	396823	2-21
396391	3-11, 3-17	396573	2-23	396824	2-75, 3-41
396397	2-2	396579	3-41	396828	2-19
		396580	2-17	396849	2-21

# CROSS REFERENCE

Part Number	Page Number	Part Number	Page Number	Part Number	Page Number
396907	2-55	44961	2-103, 2-107, 2-111, 3-47, 3-49	56690	2-83, 2-85, 2-91, 2-95, 2-99
396908	2-55	45482	2-93	56692	2-83
396909	2-21	45622	4-7	56820	2-51, 2-81, 2-83, 2-85, 2-91, 2-95, 2-99, 3-29, 3-39
396910	2-21	45623	4-7	56821	2-49, 3-27
396914	2-21	45628	4-2	57075	2-99
396916	2-19	45779	2-11	57260	2-101
396923	2-95, 4-11, 4-13	45780	2-11	57370	4-3, 4-4
396924	2-95, 4-15, 4-17	46480	2-81	57373	4-3, 4-4
396925	2-95, 4-19, 4-21	46481	2-59	57374	4-3, 4-4
396926	2-95, 4-23, 4-25	46657	3-11, 3-17	57375	4-3, 4-4
396927	2-95, 4-27, 4-29	47178-18	2-69	57411	2-93
396928	2-95, 4-31, 4-33	47498	2-83	57479	2-81
396929	2-95, 4-35, 4-37	47504	2-49, 2-51, 3-27	57772	2-104, 2-108
396930	2-95, 4-39, 4-41	47508	2-49, 3-27, 3-39	57936	2-49, 3-27
396940	2-159	47513	2-95	57949	2-59
397194	2-19	47638	3-39	57977	3-35, 3-37
39811	2-41	47801	2-65, 2-67	57988	2-95
398501	2-103, 2-107, 2-111, 3-55, 3-56	48126	3-41, 3-43	58228	2-51, 3-29
398508	3-35, 3-37	48415	2-49, 3-27	58230	3-15
39912	2-51, 3-29	48834	4-11, 4-15, 4-19, 4-23, 4-27, 4-31, 4-35, 4-39, 4-47	58677	2-63
39923	2-59	48988	2-51, 3-29	59156	3-15
40362	2-81, 2-85	49694	2-17	59159	3-15
40607	2-59	49933	2-93	59577	3-27
40678-1	2-87, 2-93	49943	2-59	59582	3-35, 3-37
40678	3-47, 3-49	50270	3-41, 3-43	60090	2-83
40727	4-56	50902	2-51, 3-30	607175	2-103, 2-107, 2-111
40755	2-91	50960	2-99	61630	3-59
41178	2-25, 2-47	51366-2	2-43, 2-45	61633	2-179
41186	2-15, 2-23	51417	4-3, 4-4	61866	3-47, 3-49
41345	3-37	51462	2-37	62471	2-59
41346	3-35	51534	2-37	62595-15	2-15
41348	2-75	51727	2-41	63147	3-15
41430	2-5, 2-13, 2-15, 2-21, 2-85, 2-87, 3-24, 3-35, 3-37, 3-59	51782	2-81	63244-1	2-71, 2-73
41517	2-75	52402	2-81	63810	2-69
41619	2-19, 2-41, 2-69	52405	4-7	64154	3-15
41665	2-11	52405	4-7	64535	2-15
41732	2-55	53077	2-85	64543	2-9
42120-1	4-56, 4-57	53466	2-81	64545	2-9
42120-4	2-21	53468	2-81	64595	2-15
42173-1	2-59	54051	2-41	65210	2-95
42213	2-91, 2-93	54222	2-39	65581	2-71, 2-73, 3-33
42215	3-29, 3-39	54274	3-45	65869-5	2-2
42223	2-93, 2-99	54333	2-71, 2-73, 3-33	65870-5	2-2
42226	2-93	54395	2-85	66612	2-37
42227	2-99	54467	2-51, 3-30	67366	3-41, 3-43
42260	2-87, 2-89, 2-95, 2-99	55034	3-51	67683	2-91
43454	2-53	55038	3-25	67767	3-41, 3-43
43555	2-17	55094	2-39	68441	2-75
43955	2-15	55248	3-47, 3-49	69225	2-55, 2-59
44238-10	3-15	55455	3-41	69234	2-75, 2-83, 2-85, 2-87
44238-5	2-41	55586	2-91, 2-95, 2-99, 3-39	69784	2-69, 2-71, 2-73
44868	2-81, 2-89, 2-91, 2-95, 4-56, 4-57	55624	2-21	69785	2-69
44869	2-81, 2-83, 2-99	55685	2-93, 2-95	69972	2-23, 2-43, 2-45
		55686	2-93	69998	3-11, 3-17
		55845	2-59, 3-25	70072	2-81
		55973	2-11	70157	3-59
		56186	2-101, 2-115		

# CROSS REFERENCE

Part Number	Page Number	Part Number	Page Number	Part Number	Page Number
70628	2-9	761755	3-61	768598	3-49
70650	2-63	761756	3-61	768604	3-47, 3-49
71551	2-91	761757	3-61	768605	3-49
71727	2-49	761758	3-61	768606	3-53
71747	2-99	761759	3-61	76978	2-39
71750	2-99	761762	3-61	77003	2-99
71753	2-91	761763	3-61	770547	3-23
71755	2-91	761781	3-61	77097	2-91, 2-95, 2-99, 3-15, 3-35, 3-37
72763	3-11, 3-17	761782	3-61	77098	2-51, 2-59, 2-99, 3-29, 3-39
73109	2-81	761783	2-31, 2-33, 2-35, 3-61	771086	2-51, 3-29
74040	2-15	761790	3-61	77347	2-43, 2-45, 2-47, 2-51, 3-29
74092	4-2	762035	2-89, 4-2	77375	2-11
74093	4-2	762083	4-3	77399	2-112
74094	4-2	762179	2-91	77575	2-95
74098	4-3, 4-4, 4-7, 4-13, 4-17, 4-21, 4-25, 4-29, 4-33, 4-37, 4-41, 4-45, 4-47, 4-49, 4-59, 4-63	762234	2-71, 2-73, 3-33	78732	2-11
74099	4-2, 4-11, 4-23, 4-27, 4-39, 4-43, 4-45	762516	2-159, 2-177	78775	2-83
74122	4-7	762591	2-23	78939	2-55
74123	4-7	763036	2-23	78951	4-55
74137	4-7	763066	2-23, 2-25	78952	4-55
74165	4-7	763067	2-23	78958	4-55
74166	4-7	763075	2-63	79273-2	2-69
74167	4-7	763092	2-179, 3-45	79447	2-91, 2-96, 3-15, 3-39
74168	4-7	763113	2-49, 2-51, 2-87, 2-99, 3-27, 3-29, 3-35, 3-37	79508-1	3-25
74171	4-7	763114	2-69, 2-91	79515	3-25
74191	4-2	763131	2-41	79710	4-45
74249	4-7	763133	2-41	79711	4-11, 4-13, 4-15, 4-17, 4-19, 4-21, 4-23, 4-25, 4-27, 4-29, 4-31, 4-33, 4-35, 4-37, 4-39, 4-41, 4-43, 4-45, 4-49, 4-63
74455	2-37, 2-39, 2-51, 2-59, 2-101, 3-11, 3-17, 3-29, 3-55, 3-56	763134	2-41	79716	4-43, 4-49
75465	2-59	76315	2-83	79717	4-11, 4-15, 4-19, 4-23, 4-27, 4-31, 4-35, 4-39, 4-43
760543	2-63	763244	2-63	79726	4-13, 4-17, 4-21, 4-25, 4-29, 4-33, 4-37, 4-41, 4-45, 4-47, 4-49
760660	3-25	763278	2-63	79727	4-13, 4-17, 4-21, 4-25, 4-29, 4-33, 4-37, 4-41, 4-45, 4-47, 4-49
760697	2-21	763383	2-25	79728	4-11, 4-15, 4-17, 4-19, 4-21, 4-23, 4-27, 4-31, 4-35, 4-37, 4-39, 4-43, 4-49
76099	2-13, 2-23, 2-57, 2-75	763384	2-25	79729	4-3, 4-4
761108	2-2, 2-21	763504	4-2		
761111	2-2, 2-21	763506	4-2		
761128	2-2, 2-41	763507	4-2		
761130	2-41	763508	4-2		
761131	2-2, 2-41	763509	4-2		
761237	2-5, 2-101	764026	3-45		
761252	2-21	76523	2-37		
761253	2-21	76570	2-23, 2-27, 2-55, 2-63, 2-81, 2-103, 2-107, 2-111		
761254	2-21	765805	2-21		
761266	2-21	765806	2-21		
761286	2-21	765807	2-21		
761289	2-2, 2-21	765810	2-25		
761428	2-49, 3-27	765816	2-21		
761742	2-31, 2-33, 2-35, 3-61	765817	2-21		
761752	3-61	765818	2-21		
761753	3-61	76735	2-31		
761754	3-61	76736	2-33, 2-35, 3-53, 3-55, 3-56		
		76782	2-41		
		768014	2-25		
		768318	3-22		
		76837	2-91, 2-95		
		768555	3-53		

# CROSS REFERENCE

<b>Part Number</b>	<b>Page Number</b>	<b>Part Number</b>	<b>Page Number</b>
79731	4-27, 4-31, 4-35, 4-39, 4-43	9000445	4-56
79740	4-11, 4-15, 4-17, 4-19, 4-21, 4-23, 4-27, 4-31, 4-33, 4-35, 4-37, 4-39, 4-43, 4-49	9000466	2-73
79779	4-9, 4-43, 4-45, 4-63	9000467	2-73
79828	4-7	9000468	2-73
82733	2-59	9000469	2-73
82739	2-59	9000533	2-73
82820	3-27	9000760	2-15
82843	2-89	9000762	2-51, 3-29
82918	2-49, 3-27	9000892	2-115
84581	3-5, 3-9	9001074	2-93
86330	2-61	9001192	2-13
86415	3-59	9001247	2-112
86610	2-5	9001250	2-43, 2-45
87308	2-25	9001417	2-87, 2-89
87948	2-11	9001424	2-2
9000041	3-51	9001426	2-107, 2-111
9000042	3-51	9001482	2-63
9000062	2-103, 2-107, 2-111	9001497	2-112
9000100	2-57	9001687	2-111
9000108	2-47		
9000109	2-55		
9000113	3-59		
9000117	3-59		
9000118	3-59		
9000119	2-2		
9000129	3-59		
9000174	3-39		
9000175	3-39		
9000181	3-55		
9000182	3-47		
9000183	3-49		
9000184	3-56		
9000189	2-103, 2-107		
9000190	2-103, 2-107, 2-111		
9000208	2-7		
9000209	2-15		
9000214	2-43, 2-45		
9000228	2-15		
9000229	2-15		
9000230	2-55		
9000261	2-5		
9000271	3-53		
9000275	3-24		
9000278	3-24		
9000346	3-45		
9000351	2-83		
9000363	2-59		
9000364	2-59		
9000439	4-59		
9000440	4-59		
9000441	4-59		
9000442	4-59		
9000443	4-56		
9000444	2-19		

## PART DESCRIPTION TO PAGE NUMBER CROSS REFERENCE LIST

**A**

Alarm, Audio, 04-16vdc 80dba, 2-115  
 Alarm, Backup, 12-24vdc, 82-107dba, 2-11  
 Angle Wldt, Sppt, 2-63  
 Angle Wldt, Wedge, 2-29  
 Angle, Mtg, Lh, 2-5  
 Angle, Mtg, Rh, 2-5  
 Angle, Mtg, Seat Ped, 2-181  
 Angle, Mtg, Valve Sppt, 2-95  
 Angle, Retainer, 2-57  
 Angle, Skirt, 2-29  
 Angle, Sppt, 2-179  
 Angle, 2-57  
 Arm Wldt, Lh W/ Label, 2-45  
 Arm Wldt, Lift, Brush, Lh, 2-37  
 Arm Wldt, Lift, Brush, Rh, 2-37  
 Arm Wldt, Lift, Shield, Lh, 2-37  
 Arm Wldt, Lift, Shield, Rh, 2-37  
 Arm Wldt, Lift, Skirt, Cntr, 3-15  
 Arm Wldt, Lift, Skirt, Front, 3-15  
 Arm Wldt, Lift, 2-23 , 2-51 , 3-29  
 Arm Wldt, Lower, Rh W/ Label, 2-43  
 Arm Wldt, Shield, Inner, Lh, 2-45  
 Arm Wldt, Shield, Inner, Rh, 2-43  
 Arm Wldt, Shield, Lift, Outer, Lh, 2-45  
 Arm Wldt, Shield, Lift, Outer, Rh, 2-43  
 Arm Wldt, Upper, Rh, 2-43

**B**

Ball, Valve, Hyd, 4-13 , 4-17 , 4-21 , 4-25 , 4-29 , 4-33 , 4-37 , 4-41 , 4-45 , 4-47 , 4-49  
 Ball, 4-7  
 Bar Wldt, Arm, Stop, 2-43 , 2-45  
 Bar Wldt, Beater, 2-63  
 Bar Wldt, Mtg, Hose, 3-3 , 3-5 , 3-7 , 3-9  
 Bar, Adj, 2-51 , 3-29  
 Bar, Brush, 2-39  
 Bar, Hinge, 2-47  
 Bar, Hose, 2-99  
 Bar, Mtg, Hose, 2-87  
 Bar, Retainer, 2-63 , 3-19  
 Bar, Shoe, Drag, 2-43 , 2-45  
 Bar, Shroud, 2-47  
 Bar, Skirt, 2-47  
 Bar, Sq, Adj, 2-49 , 3-27  
 Bearing, Ball, 1.18b 2.44d 0.63w, 2-2 , 2-41  
 Bearing, Flange, 2-2 , 2-21  
 Bearing, Flng, 2-Hole, 1.25b, 3-15  
 Bearing, Flng, 4-Hole, 1.50b, 2-23 , 2-37  
 Bearing, Flng, 4-hole, 2.00b, 2-37  
 Bearing, Input, 4-51  
 Bearing, Journal, 2-51 , 2-91 , 3-29  
 Bearing, Pivot, 1.00 X 0.75l [Duralon], 2-23  
 Bearing, Pivot, 1.0b .87l [Duralon], 2-2  
 Bearing, Pivot, 1.5b 1.0l [Duralon], 2-23

Bearing, Self Align, 1.00b 1.63d, 2-21  
 Bearing, Self Align, 1.25b 2.00d, 4-56 , 4-57  
 Bearing, Spherical, 2.0b, 2-23  
 Bearing, Thrust, 1.03b 2.00d 0.06w, 2-63  
 Bearing, Thrust, 1.25b 2.38d 0.12w, 2-51 , 3-29  
 Bearing, Thrust, 2-57 , 4-51  
 Bearing, W/ Collar, 1.00b 2.05d 1.21w, 2-25  
 Bearing, 2-63 , 4-51  
 Belt, Conveyor, 2-2 , 2-21  
 Bezel Wldt, Accsry, 2-111  
 Bezel, Accsry W/ Label, 2-103 , 2-107  
 Bezel, Gauges, 2-103 , 2-107 , 2-111  
 Bezel, Plate, Accsry, W/ Label, 2-111  
 Bezel, Stop Switch W/ Label, 2-103 , 2-107 , 2-111  
 Blade, Fan, Hyd Cooler, 4-55  
 Blade, Seal, 3-19  
 Blade, Squeegee, Tool, Sludge Remove, 3-25  
 Block, Stop, 2-23  
 Body, 4-5  
 Bolt, Carriage, M08 X 1.25 X 35, 2-29  
 Bolt, Eye, .38-16 X 2.41 X 1.00 Eye, 2-59  
 Bolt, Eye, M08x1.25 X 030mm 8.0 Eye, 3-11  
 Bolt, Eye, M12 X 1.75 X 55, 11.12 Eye, 2-51 , 3-30  
 Bolt, Eye, M6x1.0 X 1.5l, .39 Eye, 2-51 , 3-29  
 Bolt, Hold-Down, Battery 08.5l, 3-21  
 Bolt, Latch, 0.500d, 0.940l, .38-16thrd, 2-7  
 Bolt, Latch, 0.675d, 1.150l, .44-14thrd, 2-15  
 Bolt, 4-7  
 Bowl, Fltr, 4-59  
 Bowl, Valve, 2-73  
 Box Wldt, Battery, 2-101  
 Box, Wldt, Arm, 2-41  
 Brace Wldt, 2-15  
 Brace, Shroud, White, 2-15  
 Bracket Wldt, Console, 2-103 , 2-107 , 2-111  
 Bracket Wldt, Cooler, Oil, 2-85  
 Bracket Wldt, Mtg, Brake Valve, 2-112  
 Bracket Wldt, Mtg, Cyl, Lh, 3-37  
 Bracket Wldt, Mtg, Cyl, Rh, 3-35  
 Bracket Wldt, Mtg, Door, Lh, White, 2-9  
 Bracket Wldt, Mtg, Door, Rh, White, 2-7  
 Bracket Wldt, Mtg, Pump, Lh, 2-75  
 Bracket Wldt, Mtg, Pump, Rh, 2-75  
 Bracket Wldt, Mtg, Rod, 2-7 , 2-9  
 Bracket Wldt, Mtg, Strobe, 3-49  
 Bracket Wldt, Remote Grease W/ Label, 2-33 , 2-35  
 Bracket Wldt, Remote Grease, 3-41  
 Bracket Wldt, Retainer, 2-41  
 Bracket Wldt, Sppt, Tank, 2-5

Bracket Wldt, Wndw, Frame, 2-55  
 Bracket Wldt, 2-43 , 3-47  
 Bracket, Accelerator, 2-181  
 Bracket, Air Line, 2-181  
 Bracket, Angle, 3-19  
 Bracket, Catch, Rod, 2-7 , 2-9  
 Bracket, Fender, Lh, 2-13  
 Bracket, Fender, Rh, 2-13  
 Bracket, Flap, 2-13  
 Bracket, Guard, 2-19  
 Bracket, Gusset, Cooler, Hyd, 2-85  
 Bracket, Hook, 2-41  
 Bracket, Hose Mtg, 2-83  
 Bracket, Hyd, Lh [ Duramax ], 3-27  
 Bracket, Hyd, Rh, 2-49  
 Bracket, Lamp, Hopper, 3-53  
 Bracket, Latch, Top, 2-69  
 Bracket, Latch, 2-69  
 Bracket, Mount, Clamp, 3-59  
 Bracket, Mtg, Air-clnr, 3-45  
 Bracket, Mtg, Alarm, 2-11  
 Bracket, Mtg, Cntrl, Transmission, 2-103 , 2-107 , 2-111  
 Bracket, Mtg, Cntrl, 2-103 , 2-107 , 2-111  
 Bracket, Mtg, Console, Lh, 2-103 , 2-107 , 2-111  
 Bracket, Mtg, Console, Rh, 2-103 , 2-107 , 2-111  
 Bracket, Mtg, Controller, 3-51  
 Bracket, Mtg, Front, 2-53  
 Bracket, Mtg, Harness, 2-75  
 Bracket, Mtg, Hose, 2-19 , 2-37  
 Bracket, Mtg, Lh, 2-47 , 3-11  
 Bracket, Mtg, Light Bar, 3-51  
 Bracket, Mtg, Pin, 2-15  
 Bracket, Mtg, Rh, 2-47 , 3-17  
 Bracket, Mtg, Steering Column, 2-181  
 Bracket, Mtg, Strobe, Rear, 3-47 , 3-49  
 Bracket, Mtg, 2-5  
 Bracket, Retainer, Tube, 2-81 , 2-83  
 Bracket, Retainer, 2-63 , 3-5 , 3-9  
 Bracket, Rh, Seat, Lh, 2-181  
 Bracket, Rh, Seat, Rh, 2-181  
 Bracket, Scraper, Lh, 2-19  
 Bracket, Scraper, Rh, 2-19  
 Bracket, Shrd, Lh, 2-47  
 Bracket, Shrd, Rh, 2-47  
 Bracket, Shrd, Top, Lh, 2-47  
 Bracket, Shrd, Top, Rh, 2-47  
 Bracket, Skirt, Long, 2-29  
 Bracket, Skirt, Short, 2-29  
 Bracket, Sppt, 2-179 , 3-7 , 3-9 , 3-45  
 Bracket, Stop, Shoe, Lh, 2-45  
 Bracket, Stop, Shoe, Rh, 2-43  
 Bracket, Switch, Stop, 2-57  
 Bracket, Tie-Down, 3-21  
 Bracket, Valve, Mount, 3-59  
 Breather, Hyd, .03 Mic, 2-2  
 Breather, Hyd, 10 Mic, W/O Ds, 2-81  
 Brkt, Mtg, Skirt (Rh Side Brush Only), 3-7 , 3-9

## CROSS REFERENCE

Brush Set, Side, Segment, Flt Wir (Set of five), 2-3  
Brush Set, Side, Segment, Pyp (Set of five), 2-3  
Brush Set, Side, Segment, Pyp, Flt Wir (Set of five), 2-3  
Brush, Main, Swp, 68l, Pyp, 2-3  
Bumper Wldt, Lh, 3-11  
Bumper Wldt, Rh, 3-17  
Bumper, Rbr, 1.0d 0.38t .31-18, 2-15  
Bushing, Brnz, 2.00b, 2.25d, 2.75l, 2-65  
Bushing, Brnz, 2.00b, 2.26d, 2.75l, 2-67  
Bushing, Brs, 1.25b, 1.50d, 1.25l, 4-57  
Bushing, Brs, 1.50b, 1.75d, 1.75l, 2-65, 2-67  
Bushing, Brs, 1.75b, 2.00d, 2.50l, 2-65, 2-67  
Bushing, Flng, 0.37b . D 0.50l, 2-41  
Bushing, Flng, 0.37b 0.50d 0.25l, 3-15  
Bushing, Flng, 0.75b 0.88d 0.75l, 3-11, 3-17  
Bushing, Oib, 1.25b, 1.50d, 1.25l, 2-67  
Bushing, Reducer, Thrd, 3-59  
Bushing, Sleeve, 0.51b 0.75d .42l, 2-49, 3-27, 3-35, 3-37  
Bushing, Sleeve, 0.75b 0.88d 1.25l, Fgl, 2-39  
Bushing, Sleeve, 1.25b 1.41d 1.00l, Tef, 2-49, 3-27  
Bushing, Sleeve, 1.875b 2.062d 1.5l, Bnz, 2-2, 2-43, 2-45  
Bushing, Sleeve, Rwk, 2-43, 2-45  
Bushing, 2-43, 2-45, 2-65  
Button, Plug, 0.56h .03-.12 [Black Nyl], 3-3, 3-5, 3-7, 3-9  
Button, Plug, 1.38h .11-.14 [Chrome Stl], 2-69  
Button, Plug, Switch, 1.45 X 0.83 Hole, 2-104, 2-108

### C

Cable, .06d, 05.8l, .26eye /.26eye, 3-25  
Cable, .09d, 18.25l, .18 Fork, .25-28, 2-41  
Cable, .19d, 44.08l, .50 Eye/M10, 3-17  
Cable, .19d, 48.38l, .50 Eye/M10, 3-11  
Cable, Lift, Brush, 2-2, 2-37  
Cable, Lift, Shield, 2-2, 2-37  
Cable, Ribbon, 26 Conductor, 2-103, 2-107, 2-111  
Cam, Lock, 2-39  
Cap, Bearing, Lower, 2-21  
Cap, Bearing, Upper, 2-21  
Cap, Fuel, Locking (Option), 2-17  
Cap, Fuel, 2-17  
Cap, Nozzle, Spray, Nylon, 2-71, 2-73, 3-33  
Cap, Nozzle, Spray, Plstc, 3-33  
Cap, Pin, 2-65, 2-67  
Cap, Piston, 4-51  
Cap, Plstc, Spray Nozzle, 2-71, 2-73  
Cartridge, Psi Cntrl, Valve, Hyd, 4-27, 4-31, 4-35, 4-39, 4-43, 4-49

Cartridge, Valve, Chk, 4-45  
Cd-rom, Oprtr, Training [Centurion Dura], 3-63  
Chain Kit, Gutter Broom, 2-51, 3-29  
Chain, 26 Link, 2-51, 3-30  
Chain, Str, 4/0, 3-13  
Chain, Str, 2-53  
Channel Wldt, Lh W/ Label, 3-29  
Channel Wldt, Rh W/ Label, 2-51  
Channel Wldt, Skirt, Brush, Cntr, 3-15  
Channel, Brush, 2-53  
Channel, Clamp, Hyd, 2-89  
Channel, Mtg, Skirt, 3-13  
Circuitboard Assy [Centurion Duramax], 2-115  
Clamp, 3.00d, T-bolt, 3-45  
Clamp, 5.50d, 2-179, 3-45  
Clamp, Bar, Spray Nozzle, 2-71, 2-73, 3-33  
Clamp, Cable, Ss, 2.50d X 1.00w, 1h, 3-59  
Clamp, Cable, Stl, 0.38d X 0.62w, 1h, 2-33, 2-35, 3-53, 3-55, 3-56  
Clamp, Cable, Stl, 0.44d X 0.62w, 1h, 3-47, 3-49  
Clamp, Cable, Stl, 0.56d X 0.38w, 1h, 3-41, 3-53  
Clamp, Cable, Stl, 0.69d X 0.62w, 1h, 3-41, 3-43  
Clamp, Cable, Stl, 0.88d X 0.62w, 1h, 2-87, 2-93  
Clamp, Cable, Stl, 0.9x1.8 X 0.88w, 1h, 2-99  
Clamp, Cable, Stl, 1.00d X 0.62w, 1h, 2-75, 2-83, 2-85  
Clamp, Cable, Stl, 1.00d X 0.75w, 1h, 2-87  
Clamp, Cable, Stl, 1.0x2.0x0.62w, 1h, 3-41, 3-43  
Clamp, Cable, Stl, 1.50d X 1.00w, 1h, 2-81  
Clamp, Cable, Stl, 1.75d X 1.00w, 1h, 2-81  
Clamp, Hose, Wormdrive, 0.31-0.88d, 2-71, 2-73, 3-33  
Clamp, Hose, Wormdrive, 0.56-1.06d, 2-69  
Clamp, Hose, Wormdrive, 1.06-2.00d, 3-59  
Clamp, Hose, Wormdrive, 1.56-2.50d, 2-19, 2-69  
Clamp, Hose, Wormdrive, 1.62-3.50d, 2-17  
Clamp, Hose, Wormdrive, 1.81-2.75d, 2-69, 3-59  
Clamp, Hose, 3-45  
Clamp, Hyd, 0.50d, 2-89  
Clamp, Hyd, Stl, 0.75d X 1.62w, 2-89  
Clamp, Mtg, U Bolt, 3-59  
Clamp, T Bolt, 02.54d . W, 2-179  
Clevis Wldt, Lift, Skirt, 3-15  
Clevis, Adj, 0.25pin, .25-28, 2-41  
Clevis, Adj, 0.38pin, M10x1.5, 3-11, 3-17

Clevis, Adj, 0.38pin, M12x1.75, 2-51, 3-30  
Clevis, Adj, 0.50pin, .50-13, 2-37  
Clip, [Pine-tree], .236h, Plstc, 2-112  
Clip, Finger Grip, 0.31-0.75d, 2-7, 2-9  
Clip, Mtg, 90deg, 4-55  
Clip, Safety, Gasspring, 2-15  
Clip, 3-25  
Conduit, 2-103, 2-107, 2-111  
Connector, Post, Blk, 2-112  
Connector, Post, Red, 2-112  
Contact Block, Switch, N.O., 2-104, 2-108, 2-112  
Contacts, Switch, 2-104, 2-108, 2-112  
Control, Logic, 4-11, 4-15, 4-19, 4-23, 4-27, 4-31, 4-35, 4-39  
Controller, Light, Arrow Stick, [Fed], 3-51  
Cooler, Hyd, 50gpm 700btu Of16 (See Breakdowns), 2-85  
Cooler, Hyd, 50gpm 700btu Of16 19x19x4, 4-55  
Cooler, Hyd, 4-55  
Coupling, Hose, Fire, 2-69  
Coupling, Nipple, 3-59  
Coupling, Pump, 11t/17t Spl, 2-83  
Coupling, Valve, 3-59  
Cover Wldt, Hppr, 2-59  
Cover Wldt, Water Tank, 2-69  
Cover, Box, Battery, 2-101  
Cover, Brg, Closed, 4-51  
Cover, Brg, Open, 4-51  
Cover, Conveyor, Front, 2-19  
Cover, Front, Lower, 2-19  
Cover, Front, Upper, 2-19  
Cover, Guard, Fan, 2-59  
Cover, Plate, Lh, 2-19  
Cover, Plate, Rh, 2-19  
Cover, Plstc, 2-112  
Cover, Rear, Lower, 2-19  
Cover, Rear, Upper, 2-19  
Cover, Rear, 2-11  
Cover, Relay, 2-101  
Cover, Switch, 2-59  
Cover, Water Tank, 2-69  
Cover, 2-41, 2-47, 4-51  
Crossmember Wldt, 2-5  
Cylinder, Hyd 1.0b,07.8l,02.75strk,3000, 3-15  
Cylinder, Hyd 1.5b,15.3l,07.00strk,3000, 2-91  
Cylinder, Hyd 2.0b,11.3l,04.00strk,3000, 2-51, 3-29  
Cylinder, Hyd 2.0b,12.5l,05.00strk,3000, 2-99  
Cylinder, Hyd 2.0b,14.4l,02.38strk,3000, 2-95  
Cylinder, Hyd 2.0b,16.1l,03.88strk,3000, 2-95  
Cylinder, Hyd 2.0b,17.8l,08.12strk,3000, 2-99  
Cylinder, Hyd, 2.0b 08.5l 01.25strk,3000, 3-35, 3-37

Cylinder, Hyd, 3.5b, . L,30.4strk,3000  
(See Breakdowns), 2-65  
Cylinder, Hyd, 3.5b,.L,30.4strk, 3000, 4-56  
Cylinder, Hyd, 3.5b,43.0l,30.00strk,3000,  
2-65  
Cylinder, Hyd, 4.0b, . L,34.2strk,3000  
(See Breakdowns), 2-67  
Cylinder, Hyd, 4.0b, 34.2strk, 3000, 4-57  
Cylinder, Hyd, 4.0b,44.0l,34.00strk,3000,  
2-67

**D**

DEFLECTOR WLDT, FAN, OUTLET, 2-59  
Deflector, Brush, Skirt, Cntr, 3-15  
Deflector, Dirt, Brush, 2-53  
Diode, Ele, Plug, 2-115  
Disc, Friction, 4-51  
Disc, Retainer, 2-23  
Disc, Spacer, 4-51  
Door Kit, Modif, Rear W/ Lock, 2-15  
Door Wldt, Rear, W/ Label, 2-15  
Door, Access, White, 2-55  
Door, Chute, Hppr, White, 2-57  
Door, Hppr, White, 2-55  
Door, Lh, White, 2-9  
Door, Rh, White, W/ Label, 2-7  
Drive, Main, 4-3  
Drive, 4-2 , 4-7  
Driveshaft, Pump, 2-75  
Duct Wldt, Broom, Gutter, 3-19  
Duct Wldt, Cntr, 3-19  
Duct Wldt, Lower, 3-19  
Duct Wldt, Upper, 3-19  
Duct, Vyl, 0.40 X 0.75 .25d 10.0l, 2-61  
Duct, Vyl, 0.40 X 0.75 .25d 19.0l, 2-11  
Duct, Vyl, 0.40 X 0.75 .25d 24.0l, 2-11  
Duct, Vyl, 0.74 X 1.50 .75d Max 24.0l, 2-11  
  
Duct, Vyl, 0.74 X 1.50 .75d Max 48.0l, 3-51  
  
Duct, Vyl, 14.0l, 3-47 , 3-49  
Duct, Vyl, 33.0l, 2-11 , 3-47 , 3-49  
Duct, Vyl, 2-61

**E**

Element, Dryer, Air [Gmc Duramax], 2-2  
Element, Filter, Air, Primary, 2-2  
Element, Filter, Air, Safety, 2-2  
Element, Fltr, Oil, Hyd [05mic], 4-59  
End Cap, 4-2  
Extinguisher, Fire, 3-57

**F**

Fan Assy, Cooler, Hyd, 4-55  
Fender, Plstc, Lh, 2-13  
Fender, Plstc, Rh, 2-13  
Filter Kit, Bag, Replmt [Centurion], 2-63  
Filter, Bag, 2-63  
Filter, Dust, Bag, Separator, 2-63

Filter, Fluid, Transmission, 2-2  
Filter, Fuel, [Gmc Duramax 04i], 2-2  
Filter, Fuel, 2-2  
Filter, Hyd 5mic 100gpm 800 (See  
Breakdowns), 2-85  
Filter, Hyd, 52 Mesh, 2-83  
Filter, Oil, Hyd 5mic 100gpm 800, 4-59  
Filter, Oil, 2-2  
Filter, Pre-cleaner, Air, 3-45  
Filter, Pre-cleaner, 2-179  
Fitting, #3, 4-1/4-28 Sae-lt Xhf1-s, 3-41 ,  
3-43  
Fitting, #4, 4-1/4-28 Sae-lt Xef1-s, 90e,  
3-41  
Fitting, Brs, Breather 02mp, 2-59  
Fitting, Brs, E90 02pm-03com, 3-61  
Fitting, Brs, E90, Pm02/Pf02, Strt, 2-73  
Fitting, Brs, Str 02pm-03com, 3-61  
Fitting, Brs, Str 03com-.25-28sae, 3-61  
Fitting, Brs, Str, Bm04/Bm04 Bkhd, 2-59  
Fitting, Brs, Str, Cf05/Pm02, 2-31  
Fitting, Brs, Str, Pm02/Bm03, 2-59  
Fitting, Brs, Str, Cf05/Pm02, 2-33 , 2-35 ,  
3-61  
Fitting, Brs, Tee, Branch, Pm04, 3-61  
Fitting, E90 02pm-.25-28 Sae, 3-61  
Fitting, E90 Snap, 3-61  
Fitting, E90, 4-52  
Fitting, Elbow, 2-31 , 2-33 , 2-35 , 3-61  
Fitting, Grease, 1/4-28m, 4-56 , 4-57  
Fitting, Grease, E90 Pm02 .84l, 2-33 ,  
2-35 , 2-51 , 2-65 , 3-29  
Fitting, Grease, E90 Pm04 .75l, 2-23  
Fitting, Grease, Str Pm02 . L, 3-41  
Fitting, Grease, Str Pm02 .56l, 3-43  
Fitting, Grease, Str Pm02 .66l, 2-31 , 2-41  
, 2-43 , 2-45 , 2-57 , 2-67 , 3-11 , 3-17  
Fitting, Grease, Str Pm02 .66L, 2-23  
Fitting, Grease, Str Pm04 .47l, 2-21 , 2-23  
, 2-43 , 2-45  
Fitting, Grease, Str Pm04 .63l, 2-65 , 2-67  
  
Fitting, Hyd, Cap Jf08, 2-83  
Fitting, Hyd, Cap, Jf16, 2-85  
Fitting, Hyd, E45, Jm04/Jf04, 2-75  
Fitting, Hyd, E45, Jm04/Om04, 3-15  
Fitting, Hyd, E45, Jm04/Om06, 2-93  
Fitting, Hyd, E45, Jm08/Om08, 2-93  
Fitting, Hyd, E45, Jm08/Om10, 2-95  
Fitting, Hyd, E45, Jm12/Om12, 2-89  
Fitting, Hyd, E45, Jm16/Om16, 2-81  
Fitting, Hyd, E45, Jm24/Om24, 2-81 , 2-83  
, 2-85  
Fitting, Hyd, E90, Fm07/Pm02, 3-43  
Fitting, Hyd, E90, Jf04/Jm04, 2-93  
Fitting, Hyd, E90, Jm04/Jf04, 2-75  
Fitting, Hyd, E90, Jm04/Om04, 2-91 , 2-95  
, 2-99 , 3-15 , 3-35 , 3-37  
Fitting, Hyd, E90, Jm04/Om06, 3-39  
Fitting, Hyd, E90, Jm04/Pm02, 3-41  
Fitting, Hyd, E90, Jm06/Jf06, 2-49 , 2-51 ,  
3-27  
Fitting, Hyd, E90, Jm06/Jm06, 2-99

Fitting, Hyd, E90, Jm06/Om04, 2-51 , 2-59  
, 2-99 , 3-29 , 3-39  
Fitting, Hyd, E90, Jm06/Om06, 2-51 , 2-81  
, 2-83 , 2-85 , 2-91 , 2-95 , 2-99 , 3-29  
, 3-39  
Fitting, Hyd, E90, Jm06/Om06l, 2-49  
Fitting, Hyd, E90, Jm08/Jf08, 2-91 , 2-93  
Fitting, Hyd, E90, Jm08/Om06, 2-91 , 2-93  
  
Fitting, Hyd, E90, Jm08/Om08, 2-81 , 2-89  
, 2-91 , 2-95 , 4-56 , 4-57  
Fitting, Hyd, E90, Jm08/Om10, 2-49 , 3-27  
  
Fitting, Hyd, E90, Jm10/Om10, 2-81  
Fitting, Hyd, E90, Jm12/Jf12, 2-83  
Fitting, Hyd, E90, Jm12/Om10, 2-83  
Fitting, Hyd, E90, Jm12/Om12, 2-59  
Fitting, Hyd, E90, Jm12om12l, 2-59  
Fitting, Hyd, E90, Jm16/Om16, 2-85  
Fitting, Hyd, E90, Jm20/Om20, 2-81  
Fitting, Hyd, E90, Jm24/Om24, 2-81 , 2-83  
  
Fitting, Hyd, E90, Om04/Om04, 2-89 ,  
2-95  
Fitting, Hyd, E90, Om16/Jm16, 2-85  
Fitting, Hyd, Nut, Jm06, 2-49 , 2-51 , 3-27 ,  
3-29  
Fitting, Hyd, Nut, Jm12, 2-83  
Fitting, Hyd, Nut, Jm16, 2-87  
Fitting, Hyd, Orifice, 0.047, 2-51 , 3-29  
Fitting, Hyd, Plug, Om, 4-49  
Fitting, Hyd, Plug, Om04, 2-59 , 4-63  
Fitting, Hyd, Plug, Om10, 2-81 , 2-85  
Fitting, Hyd, Plug, Om12, 4-63  
Fitting, Hyd, Rst, Jm04/.036, 2-91 , 2-96 ,  
3-15 , 3-39  
Fitting, Hyd, Rst, Jm04/.047, 2-96  
Fitting, Hyd, Str, F 16/F 16, Sae 61, 2-83  
Fitting, Hyd, Str, F 32/F 32, Sae 61, 2-83  
Fitting, Hyd, Str, F 40/F 40, Sae 61, 2-83  
Fitting, Hyd, Str, Fm07/Pm02, 3-43  
Fitting, Hyd, Str, Jf06/Qm04, 2-89  
Fitting, Hyd, Str, Jm04/Jm04 Bkhd, 3-35 ,  
3-37  
Fitting, Hyd, Str, Jm04/Om04, 2-91 , 2-95 ,  
2-99 , 3-39  
Fitting, Hyd, Str, Jm04/Om06, 2-93 , 2-95  
Fitting, Hyd, Str, Jm04/Om08, 2-93  
Fitting, Hyd, Str, Jm04/Pm02, 3-41  
Fitting, Hyd, Str, Jm06/Jm06 Bh, 3-30  
Fitting, Hyd, Str, Jm06/Jm06bkhd, 2-81  
Fitting, Hyd, Str, Jm06/Om04, 2-99  
Fitting, Hyd, Str, Jm06/Om06, 2-83 , 2-85 ,  
2-91 , 2-95 , 2-99  
Fitting, Hyd, Str, Jm06/Om08, 2-81  
Fitting, Hyd, Str, Jm06/Om10, 2-49 , 3-27 ,  
3-39  
Fitting, Hyd, Str, Jm06om06l, 3-27  
Fitting, Hyd, Str, Jm08/Jm08 Bkhd, 3-27  
Fitting, Hyd, Str, Jm08/Jm08bkhd, 2-49  
Fitting, Hyd, Str, Jm08/Om08, 2-81 , 2-83 ,  
2-99  
Fitting, Hyd, Str, Jm08/Om08l, 2-95

## CROSS REFERENCE

Fitting, Hyd, Str, Jm08/Om10, 2-83  
Fitting, Hyd, Str, Jm08/Om12, 2-99  
Fitting, Hyd, Str, Jm10/Jf16, 2-99  
Fitting, Hyd, Str, Jm10/Om10, 2-81  
Fitting, Hyd, Str, Jm10/Om12, 2-93 , 2-99  
Fitting, Hyd, Str, Jm12/Jm12bkhd, 2-83 , 2-87  
Fitting, Hyd, Str, Jm12/Om12, 2-87 , 2-89 , 2-95 , 2-99  
Fitting, Hyd, Str, Jm24/Om24, 2-85  
Fitting, Hyd, Str, Om04/Jf04, 2-91  
Fitting, Hyd, Str, Om04/Qm04, 2-99  
Fitting, Hyd, Str, Om24/Jm20, 2-85  
Fitting, Hyd, Str, Pm02/Jm04, 2-75  
Fitting, Hyd, Str, Pm12 / Pf02, Rwk, 2-103 , 2-107 , 2-111  
Fitting, Hyd, Tee, Jf04/Jm04/Jm04, Br, 2-93  
Fitting, Hyd, Tee, Jf06/Jm06/Jm06, Br, 2-91  
Fitting, Hyd, Tee, Jm04/Jm04/Jf04, 2-95  
Fitting, Hyd, Tee, Jm04/Jm04/Om04, 2-91 , 2-95  
Fitting, Hyd, Tee, Jm06/Jm06/Jf06, 3-29 , 3-39  
Fitting, Hyd, Tee, Jm06/Jm06/Jm06, 2-91 , 2-95  
Fitting, Hyd, Tee, Jm06/Jm06/Jm06bkhd, 2-99  
Fitting, Hyd, Tee, Jm06/Jm06/Om06, Br, 2-91  
Fitting, Hyd, Tee, Jm06/Jm06bkhd/Jm06, 2-95  
Fitting, Hyd, Tee, Jm08/Jf08/Jm08, 2-83  
Fitting, Hyd, Tee, Jm08/Jm08/Jf08, 2-93  
Fitting, Hyd, Tee, Jm08/Jm08/Om08, 2-91  
Fitting, Hyd, Tee, Jm08/Om08/Jm08, 2-93  
Fitting, Hyd, Tee, Jm10/Jm10bkhd/Jm10, 2-99  
Fitting, Hyd, Tee, Jm12/Jm12bkhd/Jm12, 2-95  
Fitting, Hyd, Tee, Jm12/Om12/Jm12, 2-59  
Fitting, Hyd, Tee, Jm16/Jm16/Om16, 2-85  
Fitting, Hyd, Tee, Jm16/Om16/Jm16, 2-85  
Fitting, Orifice, 4-52  
Fitting, Pipe, E90, Pf24/Pm24, 3-59  
Fitting, Pipe, E90, Pf32/Pf32 Z, 3-59  
Fitting, Pipe, Plug, Pm02 Soc Head, 2-23 , 2-75  
Fitting, Pipe, Plug, Pm02 Sq Head, 3-41 , 3-43  
Fitting, Pipe, Plug, Pm04 Sq Head, 2-81  
Fitting, Pipe, Str 02pm-02pf, 3-61  
Fitting, Pipe, Str, Metric, Pm14/Pf04, 2-103 , 2-107 , 2-111  
Fitting, Pipe, Str, Pm04/Pf02, 2-103 , 2-107 , 2-111  
Fitting, Pipe, Str, Pm24/Pm24 Close, Blk, 3-59  
Fitting, Plstc, Bkhd, Bm08/Thrd, E90, 2-71 , 2-73  
Fitting, Plstc, Cross, Spray Nozzle, 2-71 , 2-73

Fitting, Plstc, E45, Pf40/Pf40, 2-69  
Fitting, Plstc, E45, 2-19  
Fitting, Plstc, E90, Bm08/Pm04, 2-71 , 2-73 , 3-33  
Fitting, Plstc, E90, Bm08/Pm08, 2-71 , 2-73  
Fitting, Plstc, E90, Bm12/Pm12, 2-69 , 3-33  
Fitting, Plstc, E90, Pf12/Pf12, 2-73  
Fitting, Plstc, E90, Pf40/Pf40, 2-69  
Fitting, Plstc, E90, Pm12/Pf12, 2-69  
Fitting, Plstc, E90, Spray Nozzle, 2-71 , 2-73 , 3-33  
Fitting, Plstc, E90, 2-19  
Fitting, Plstc, Nipple, Close, Pm40, 2-69  
Fitting, Plstc, Reducer, 2-69  
Fitting, Plstc, Str, Bm08/Fing, 2-71 , 2-73 , 3-33  
Fitting, Plstc, Str, Bm12/Pm12, 2-69  
Fitting, Plstc, Str, Bm24/Pm24, 2-19 , 2-69  
Fitting, Plstc, Str, Bm40/Pm40, 2-69  
Fitting, Plstc, Str, Pm12/Pm12 03.0l, 2-73  
Fitting, Plstc, Str, Pm12/Pm12 2.0lg, 2-73  
Fitting, Plstc, Str, Pm12/Pm12 Close, 2-69 , 2-71 , 2-73  
Fitting, Plstc, Str, Pm24/Pm24 . L, 2-69  
Fitting, Plstc, Tee, Spray Nozzle, 2-71 , 2-73 , 3-33  
Fitting, Plug, O-Ring, #2, Valve, 4-13 , 4-17 , 4-21 , 4-25 , 4-29 , 4-33 , 4-37 , 4-41 , 4-45 , 4-47 , 4-49  
Fitting, Plug, O-Ring, #4 [En], 4-59  
Fitting, Plug, O-Ring, #4, Valve Cec, 4-3 , 4-4  
Fitting, Plug, O-Ring, #4, 4-13 , 4-17 , 4-21 , 4-25 , 4-29 , 4-33 , 4-37 , 4-41 , 4-45 , 4-47 , 4-49  
Fitting, Plug, O-Ring, #6, Valve, 4-13 , 4-17 , 4-21 , 4-25 , 4-29 , 4-33 , 4-37 , 4-41 , 4-45  
Fitting, Plug, O-Ring, Motor, Hyd, 4-11 , 4-23 , 4-27 , 4-39 , 4-43 , 4-45  
Fitting, Plug, O-Ring, 4-13 , 4-17 , 4-21 , 4-25 , 4-29 , 4-33 , 4-37 , 4-41 , 4-45 , 4-49  
Fitting, Plug, Org, #6, Valve, Cec, 4-63  
Fitting, Str 02pm-.25-28sae, 3-61  
Fitting, Tee, 3-59 , 4-52  
Fitting, Cmpr, Ferrule, .31id, 2-33 , 2-35 , 3-61  
Flange, Brg, 2.0id 3h, 2-25  
Flange, Driveshaft, 1.25b, 2-75  
Flange, Driveshaft, 1.50b, 2-75  
Flg, Mtg 2-Bolt, 4-2  
Frame Wldt, Filter Bag, 2-63  
Frame Wldt, Lift, Conveyor, 2-23  
Frame Wldt, Mount, Rear, Lh, 2-67  
Frame, W/ Label, 2-5  
Frame, Lift, Lower W/ Labels, 2-67  
Frame, Lift, Upper W/ Labels, 2-65  
Frame, Sppt, 2-179  
Fuse, [Velocity, Slipin, #8 Cavity], 4-56 , 4-57

Fuse, 20amp, 2-115 , 3-53  
Fuse, 30 Amp, 2-159 , 2-177  
Fuse, 50amp, Ato-Maxi, 2-159 , 2-177  
Fuse, 60amp, Ato-Maxi, 2-159 , 2-177

## G

Gas spring, 120lb, 7.1strk, 2-15  
Gasket, Switch, Fire, 2-59  
Gasket, Vacuum, Duct, 3-19  
Gasket, Valve, [Viton], 2-73  
Gasket, 2-7 , 2-9 , 2-15  
Gauge, Fuel, 2-103 , 2-107 , 2-111  
Gauge, Press, Air, 2-107 , 2-111  
Gauge, Press, Brake, Air, Dual, 2-103  
Gauge, Press, Oil, 2-103 , 2-107 , 2-111  
Gauge, Sight, Temp, 2-81  
Gauge, Speedometer [Programmable], 2-103  
Gauge, Tachometer [Programmable], 2-103  
Gauge, Temp, Coolant [Dual-scale], 2-103  
Gauge, Temp, Oil, 2-107 , 2-111  
Gauge, Temp, Water, 2-107 , 2-111  
Gauge, Voltmeter, 2-103  
Gear, Bell, 30tooth 10pd, 4-51  
Gear, Drive, 4-5  
Gear, Idler, 4-5  
Gear, Input, 10, 50/29, 4-51  
Geroler, 4-3 , 4-4 , 4-7  
Gerotor Assy, 4-2  
Grip, Handle, Round, 3-25  
Grip, Vyl, 3-59  
Grommet, Rbr, 0.31id, F/ 0.4h, .06matl, 2-11  
Grommet, Rbr, 0.38id, F/ 0.5h, .12matl, 2-41  
Grommet, Rbr, 0.38id, F/ 0.6h, .09matl, 3-53  
Grommet, Rbr, 0.38id, F/ 1.4h, .09matl, 3-47 , 3-49  
Grommet, Rbr, 0.62id, F/ 0.9h, .06matl, 2-59  
Grommet, Rbr, 1.06id, F/ 1.4h, .19matl, 2-71 , 2-73  
Guage, Press, Pm04, 3-61  
Guard, Lamp, 2-11  
Guard, Rotating Lamp, 3-47 , 3-49  
Guard, Switch, W/ Label, 2-103 , 2-107 , 2-111

## H

Handle Wldt, Cleanout Tool, 3-25  
Handle, Door, 2-7 , 2-9  
Handle, Tube, 3-25  
Handle, Valve, 3-59  
Handle, 2-15  
Harness Assy, Wire, Timer, 3-61  
Harness Assy, Wire, Valve, Solenoid, 3-61



Harness, Gauge, Centurion [Duramax 04i], 2-177	Hose, Hyd, Tc06,Jm06strb/Jf06e90, 118.0, 2-49 , 3-27	Hose, Hyd,Tc 04, Jf04str /Jf04e45 , 76.0, 2-91
Harness, Hppr, Lower, [Centurion Duramx], 2-159 , 2-177	Hose, Hyd, Tc08, Jf08str-/Jf08e90l, 56.0, 2-95	Hose, Hyd,Tc 04, Jf04str /Jf04e45 , 82.0, 2-91
Harness, Hppr, Upper, [Centurion Duramx], 2-159 , 2-177	Hose, Hyd,Hi 12, Jf12str /Jf12e90 , 18.0, 2-59	Hose, Hyd,Tc 04, Jf04str /Jf04e90 , 20.0, 2-95
Harness, Jumper, Level Sensor, 3-23	Hose, Hyd,Med06, Jf06str /Jf06e45 , 102.0, 2-81 , 2-99	Hose, Hyd,Tc 04, Jf04str /Jf04e90 , 36.0, 2-93
Harness, Jumper, Proximity Sensor, 2-177	Hose, Hyd,Med06, Jf06str /Jf06e90 , 21.0, 2-99	Hose, Hyd,Tc 04, Jf04str /Jf04e90 , 44.0, 3-35 , 3-37
Harness, Lift, Hppr, [Centurion], 2-159 , 2-177	Hose, Hyd,Med06, Jf06str /Jf06e90 , 39.0, 2-85	Hose, Hyd,Tc 04, Jf04str /Jf04e90 , 48.0, 3-39
Harness, Main, [Centurion Duramax], 2-159	Hose, Hyd,Med06, Jf06str /Jf06e90 , 70.0, 2-81	Hose, Hyd,Tc 04, Jf04str /Jf04e90 , 56.0, 2-95
Harness, Main, Centurion [Duramax 04i], 2-177	Hose, Hyd,Med06, Jf06str /Jf06e90 , 100.0, 3-39	Hose, Hyd,Tc 04, Jf04str /Jf04e90 , 62.0, 2-99
Harness, Marker Lights, [Centurion], 2-11	Hose, Hyd,Med06, Jf06str /Jf06e90l, 25.0, 2-99	Hose, Hyd,Tc 04, Jf04str /Jf04e90 , 72.0, 2-99
Harness, Radio, Jumper, [Centurion], 2-103 , 2-107 , 2-111	Hose, Hyd,Med06, Jf06str /Jf06e90l, 55.0, 2-95	Hose, Hyd,Tc 04, Jf04str /Jf04e90 , 90.0, 2-91
Harness, Revl Light, Cab, [Centurion], 3-47 , 3-49	Hose, Hyd,Med06, Jf06str /Jf06str , 36.0, 2-59	Hose, Hyd,Tc 04, Jf04str /Jf04e90 , 156.0, 3-15
Harness, Revl, Light, Jumper, 3-49	Hose, Hyd,Med06, Jm06strb/Jf06str , 70.0, 3-29	Hose, Hyd,Tc 04, Jf04str /Jf04str , 18.0, 2-95
Harness, Switch, Down, Hppr, [Centurion], 2-57	Hose, Hyd,Med06, Jm06strb/Jf06str , 86.0, 2-51	Hose, Hyd,Tc 04, Jf04str /Jf04str , 68.0, 3-39
Harness, Taillight, [Centurion], 2-11	Hose, Hyd,Med08, Jf08str /Jf08e45 , 78.0, 2-93	Hose, Hyd,Tc 04, Jf04str /Jf04str , 118.0, 2-95
Harness, Work Light, Hppr, 3-53	Hose, Hyd,Med08, Jf08str /Jf08e90 , 18.0, 2-83	Hose, Hyd,Tc 04, Jf04str /Jf04str , 120.0, 2-95
Head, Fltr, 4-59	Hose, Hyd,Med08, Jf08str /Jf08e90 , 23.0, 2-49	Hose, Hyd,Tc 04, Jf04str/Jf04e45,182.0, 2-93
Hinge Wldt, Door, Side, W/ Pin, 2-9	Hose, Hyd,Med08, Jf08str /Jf08e90 , 28.0, 2-89	Hose, Hyd,Tc 06, Jf06str /Jf06e90 , 12.0, 2-91
Hinge Wldt, Side, W/ Pin, 2-9	Hose, Hyd,Med08, Jf08str /Jf08e90 , 31.0, 2-93	Hose, Hyd,Tc 06, Jf06str /Jf06e90 , 18.0, 2-91
Hinge Wldt, W/ Pin, 2-7	Hose, Hyd,Med08, Jf08str /Jf08e90 , 34.0, 3-27	Hose, Hyd,Tc 06, Jf06str /Jf06e90 , 34.0, 3-39
Hinge Wldt, W/ Tube, 2-9	Hose, Hyd,Med08, Jf08str /Jf08e90 , 84.0, 2-95	Hose, Hyd,Tc 06, Jf06str /Jf06e90 , 40.0, 2-51 , 2-95 , 3-29
Hinge Wldt, 2-7	Hose, Hyd,Med10, Jf10str /Jf10e45 , 34.0, 2-99	Hose, Hyd,Tc 06, Jf06str /Jf06e90 , 102.0, 2-91
Hinge, 2-15	Hose, Hyd,Med10, Jf10str /Jf10str , 27.0, 2-99	Hose, Hyd,Tc 06, Jf06str /Jf06e90 , 134.0, 2-99
Hopper Wldt, Base, 2-57	Hose, Hyd,Med10, Jf10str /Jf10str , 65.0, 2-99	Hose, Hyd,Tc 06, Jf06str /Jf06str , 16.0, 2-91 , 2-99
Hopper, Main, W/ Label, 2-55	Hose, Hyd,Med10, Jf10str/Jf10e90, 18.0, 2-81	Hose, Hyd,Tc 06, Jf06str /Jf06str , 36.0, 2-99
Hose, Adaptor, Rbr, 3-45	Hose, Hyd,Med12, Jf12str /Jf12str , 28.0, 2-59	Hose, Hyd,Tc 06, Jf06str /Jf06str , 124.0, 3-29
Hose, Filler, Fuel, 2-17	Hose, Hyd,Med12, Jf12str /Jf12str , 72.0, 2-87	Hose, Hyd,Tc 06, Jf06str /Jf06str , 280.0, 2-85
Hose, Hyd, 03, Jf04str/Jf04e45, 69.0, 3-41 , 3-43	Hose, Hyd,Med16, Jf16str /Jf16str , 64.0, 2-83	Hose, Hyd,Tc 06, Jm06strb/Jf06str , 103.0, 2-51
Hose, Hyd, 03, Jf04str/Jf04e45, 75.0, 3-41 , 3-43	Hose, Hyd,Suc20, Jf20str /Jf20e90l, 49.0, 2-81	Hose, Hyd,Tc 08, Jf08str /Jf08e90 , 26.0, 2-89
Hose, Hyd, 03, Jf04str/Jf04e90, 36.0, 3-41 , 3-43	Hose, Hyd,Suc24, Jf24str /F 32e90 , 53.0, 2-83	Hose, Hyd,Tc 08, Jf08str /Jf08e90 , 31.0, 2-93
Hose, Hyd, 03, Jf04str/Jf04e90, 45.0, 3-41	Hose, Hyd,Suc24, Jf24str /Jf24e45 , 64.0, 2-81	Hose, Hyd,Tc 08, Jf08str /Jf08e90 , 38.0, 2-89
Hose, Hyd, 03, Jf04str/Jf04e90, 52.0, 3-41	Hose, Hyd,Suc24, Jf24str /Jf24e90 , 66.0, 2-85	Hose, Hyd,Tc 08, Jf08str /Jf08e90 , 50.0, 2-49 , 3-27
Hose, Hyd, 03, Jf04str/Jf04str, 31.5, 3-41		
Hose, Hyd, 03, Jf04str/Jf04str, 33.0, 3-41		
Hose, Hyd, 03, Jf04str/Jf04str, 43.0, 3-41		
Hose, Hyd, 03, Jf04str/Jf04str, 56.0, 3-41 , 3-43		
Hose, Hyd, 03, Jf04str/Jf04str, 66.0, 3-41 , 3-43		
Hose, Hyd, 03, Jf04str/Jf04str, 89.0, 3-41 , 3-43		
Hose, Hyd, Med08, Jf06str/ Jf08e90, 70.0, 2-81		
Hose, Hyd, Med08, Jf06str/Jf08e90, 290.0, 2-87		
Hose, Hyd, Suc24, Jf24str /F 40e90, 50.0, 2-83		
Hose, Hyd, Tc 06, Jf Str/E90 , 48.0l, 2-49 , 3-27		
Hose, Hyd, Tc06, Jf06str / Jf06e90, 28.0, 2-83		

## CROSS REFERENCE

Hose, Hyd,Tc 08, Jf08str /Jf08e90 , 54.0, 2-81  
Hose, Hyd,Tc 08, Jf08str /Jf08e90 , 112.0, 2-91  
Hose, Hyd,Tc 08, Jf08str /Jf08str , 24.0, 2-91  
Hose, Hyd,Tc 08, Jf08str /Jf08str , 106.0, 2-99  
Hose, Hyd,Tc 10, Jf08str /Jf10e90 , 182.0, 2-93  
Hose, Hyd,Tc 12, Jf12str /Jf12e45 , 66.0, 2-87  
Hose, Hyd,Tc 12, Jf12str /Jf12e90 , 25.0, 2-83  
Hose, Hyd,Tc 12, Jf12str /Jf12e90 , 40.0, 2-95  
Hose, Hyd,Tc 12, Jf12str /Jf12e90 , 130.0, 2-99  
Hose, Hyd,Tc 12, Jf12str /Jf12str , 23.0, 2-59  
Hose, Hyd,Tc 12, Jf12str /Jf12str , 27.0, 2-59  
Hose, Hyd,Tc 16, Jf12str /F 16e60 , 47.0, 2-83  
Hose, Hyd,Tc 16, Jf12str /F 16e90, 46.0, 2-83  
Hose, Hyd,Tc 16, Jf12str /Jf16str , 34.0, 2-87  
Hose, Hyd,Tc 16, Jf12str /Jf16str , 44.0, 2-87  
Hose, Hyd,Tc 16, Jf16str /Jf16str , 34.0, 2-87  
Hose, Pvc, Brd, 0.50id 0.73od, 11.0L, 2-71 , 2-73  
Hose, Pvc, Brd, 0.50id 0.73od, 126.0L, 2-71 , 2-73  
Hose, Pvc, Brd, 0.50id 0.73od, 14.0L, 2-71 , 2-73  
Hose, Pvc, Brd, 0.50id 0.73od, 14.5L, 2-71 , 2-73  
Hose, Pvc, Brd, 0.50id 0.73od, 17.0L, 2-71 , 2-73  
Hose, Pvc, Brd, 0.50id 0.73od, 192.0L, 2-71 , 2-73  
Hose, Pvc, Brd, 0.50id 0.73od, 264.0L, 2-71 , 2-73  
Hose, Pvc, Brd, 0.50id 0.73od, 8.0L, 2-71 , 2-73  
Hose, Pvc, Brd, 0.50id 0.73od, 9.0L, 2-71 , 2-73  
Hose, Pvc, Brd, 0.50id 0.73od, 3-33  
Hose, Pvc, Brd, 0.75id 1.03od 14.00l, 2-69  
Hose, Rbr, 0.50id 0.78d 018.0l, 2-31  
Hose, Rbr, Adaptor, 5.50id 5.00id 06.0l, 2-179  
Hose, Vacuum, 2-59  
Hose, Water, 1.50d, 3-59  
Hose, Water, 2.50d, 3-59  
Hose, Water, 240.0l, 2-69  
Hose, Water, 2-19 , 2-69  
Hose, 4-52  
Housing Assy,, 4-7

Housing, Bearing, 4-3  
Housing, Brg, 4-4 , 4-7  
Housing, Lh (Used on 394196), 4-51  
Housing, Rh (Used on 394195), 4-51  
Housing, Valve, 4-3 , 4-4  
Housing, 4-2  
Hub, Brush, 2-49 , 3-27  
Hub, Clutch, 4-51

### I

Impeller, Vacfan, 2-59  
Indicator, Press, Differential, 4-59  
Instr. Repair Info, Motor, 4-7  
Isolator, Relay, Neo, 2-101  
Isolator, Vib, Bshg, 1.1d 0.6l .4b 0.78h, 3-45  
Isolator, Wrench, Rbr, 2-69

### J

Joint, Universal [1410 Series], 2-75  
Jumper Harness, 2-73

### K

Key, Sq, 0.25 X 0.25, 01.50L, 2-25  
Key, Sq, 0.38 X .038, 02.00l, 2-37  
Key, Sq, 0.50 X 2.00l, 2-37  
Key, Sq, Pump, Hyd, 4-3  
Key, Woodruff, 4-51  
Key-Wdruff 0.25 1.00 Asa#0808, 4-2  
Key, 4-7  
Kit, Ci, Belt Assy, Conveyor, 2-21  
Kit, Ci, Conveyor Flush, W/ Hydrant, 3-59  
Kit, Ci, Light, Revl, 3-49  
Kit, Ci, Light, Strobe, 3-47  
Kit, Ci, Light, Work, Rh, 3-56  
Kit, Ci, Light, Work, 3-55  
Kit, Ci, Stop, Base, Hppr, 2-57  
Kit, Dragshoe Hinge, 2-43 , 2-45  
Kit, Gasket, 2-75 , 4-52  
Kit, Hose, 2-75 , 4-52  
Kit, Repair, Bearing, [Char-Lynn], 4-3  
Kit, Repair, Conveyor Belt, 2-21  
Kit, Replmt, Drive, 4-4  
Kit, Replmt, Shroud, Console, 2-103 , 2-107 , 2-111  
Kit, Replmt, Skirt, Brush, 2-47  
Kit, Roller Assy, Lower, 2-21  
Kit, Roller Assy, Top, 2-21  
Kit, Seal, Cartridge, Valve, Hyd, 4-11 , 4-23 , 4-27 , 4-39 , 4-43 , 4-49  
Kit, Seal, Cartridge, 4-11 , 4-13 , 4-15 , 4-17 , 4-19 , 4-21 , 4-23 , 4-25 , 4-27 , 4-29 , 4-31 , 4-33 , 4-35 , 4-37 , 4-39 , 4-41 , 4-43 , 4-45 , 4-49

Kit, Seal, Valve, Hyd [Cec], 4-11 , 4-13 , 4-15 , 4-17 , 4-19 , 4-21 , 4-23 , 4-25 , 4-27 , 4-29 , 4-31 , 4-33 , 4-35 , 4-37 , 4-39 , 4-41 , 4-43 , 4-45 , 4-49  
Kit, Seal, Valve, Hyd, 4-11 , 4-15 , 4-19 , 4-23 , 4-27 , 4-31 , 4-35 , 4-39 , 4-47  
Kit, Seal, Valve, 4-9 , 4-63  
Kit, Shaft And Bearing, 4-4  
Kit, Stud, 2-75  
Knob Assy, Rnd, 2.37d 1.3l M12x1.75 1.6l, 2-103 , 2-107 , 2-111  
Knob Assy, Star, 1.75d 1.2l M08x1.25 0.8, 2-19  
Knob, [Q17009-001], 2-104 , 2-108 , 2-112

### L

Label Set, Info/Hzrd, Std, [Centurion], 2-182  
Label Set, Logo, [Centurion], 2-182  
Label Set, Opertrl, Cab, [Centurion], 2-182  
Label, Info, [Grease Daily], 2-182  
Lamp Assy, License, 12v, 2-11  
Lamp Assy, Marker/Red, 12v, 2-11  
Lamp Assy, Red , 12v [3 Wire], 2-11  
Lamp Assy, Red, 12v [2 Wire], 2-11  
Lamp Assy, Reflector/Red, 12v, 2-11  
Lamp Assy, Reverse, 12v, 2-11  
Lamp Assy, Rotating, 3-49  
Lamp Assy, Strobe, Amber, 3-47  
Lamp, 12v, [Miniture Bayonet], 2-104 , 2-108 , 2-112  
Lamp, 12vdc, . A Cp [#194], 2-11  
Lamp, 12vdc, . A 55watt Cp [H3], 3-53  
Lamp, 12vdc, . A 55watt, 3-49  
Lamp, 12vdc, 0.5a Watt 04cp [#1157], 2-11  
Lamp, 12vdc, 2.1a Watt 32c [#1156], 2-11  
Lamp, Flood, 12vdc, 55w, 3-55 , 3-56  
Lamp, Halogen Flood, 3-53  
Lamp, Panl, 12vdc, 2-103 , 2-107 , 2-111  
Lamp, Warning, 12vdc, [4 Postion], 2-103 , 2-107 , 2-111  
Lampholder Assy, [Centurion Air Gauge], 2-112  
Latch Assy, Rbr, 05.1l [Southco], 2-101  
Latch, Bolt, .38-16, 2-9  
Latch, Door, Access, 2-55  
Latch, Door, 2-15  
Latch, Lh, 2-9  
Latch, Nut, .38-16, 2-9  
Latch, Rh, 2-7  
Latch, 3-5 , 3-9  
Leg Assy, Bottom Inside, 2-67  
Leg Assy, Bottom Outside, 2-67  
Leg Assy, Upper Inside, 2-65  
Leg Assy, Upper Outside, 2-65  
Lens, Amber, Light, F/395993, 3-47  
Lens, Amber, Light, Revl, 3-49  
Lens, Blue, Light, Revl, 3-49

Lens, Blue, Light, F/395993, 3-47  
 Lens, Red, Light, Revl, 3-49  
 Lens, Red, Light, 3-47  
 Lever, Arm Wldt, 2-41  
 Lift Wldt, Skirt, 3-13  
 Light Kit, Work, Rh Side and Rear, Ci, 3-53

Light, Arrow Stick, 8 Lamp [Fed], 3-51  
 Light, Arrow Stick, 8 Lamp [Led, Fed], 3-51

Link, Drag, 2-181  
 Link, Lift, Brush, 2-37  
 Lock, Secondary, Fem 8cav [Mp150 Sealed], 4-55  
 Lock, Secondary, M/F 2cav [Mp280 Sealed], 4-55  
 Louver, Door, White, 2-9

**M**

Manifold, Hyd (Charge), 2-85  
 Manifold, Hyd [Charge], 4-9  
 Manual [Duramax Dealer Directory], 3-62  
 Manual Pkg, [Centurion Duramax Dsl Na], 3-63  
 Manual Pkg, Eng [Duramax], 3-62  
 Manual, [Allison Transm Mechanics Tips], 3-62  
 Manual, [Allison Transmission Operator], 3-62  
 Manual, [Gmc 2004 T-ser Trk Serv 2vol], 3-62  
 Manual, Cd-Rom, Oprtr & Parts, All (Na), 3-63  
 Manual, Cd-rom, Service, Info, 3-63  
 Manual, Eng [Duramax Supplement], 3-62  
 Manual, Eng [Duramax], 3-62  
 Manual, Fiche, [Centurion Duramax Dsl Na], 3-63  
 Manual, Service, [Grease Jockey], 3-61  
 Manual, Warranty, Eng [Duramax], 3-62  
 Memory Kit, Flash, Modif [Duramax], 2-115

Molding, Trim, .08-.11 04.00, 2-71  
 Molding, Trim, .08-.11 13.20, 2-15  
 Molding, Trim, Pvc,.18-.31 09.0l, 2-101  
 Molding, Trim, Vyl, .19, 9.0l, 2-5  
 Motor, Hyd (See Breakdowns), 2-89  
 Motor, Hyd Gear, 4-7  
 Motor, Hyd Shaker W/End Ports, 4-2  
 Motor, Hyd, Gear, [Ex 2.0l R 3000], 2-59  
 Motor, Hyd, Gear, [In] 17.1 B 3000 (See Breakdowns), 2-41  
 Motor, Hyd, Gear, [In] 06.2 B 3000 (See Breakdowns), 2-21  
 Motor, Hyd, Gear, [In] 06.2 B 3000, 4-4  
 Motor, Hyd, Gear, [In] 11.9 B 3000 (See Breakdowns), 2-49, 3-27  
 Motor, Hyd, Gear, [In] 11.9 B 3000, 4-3  
 Mount Wldt, Cyl, Lh, 3-37  
 Mount Wldt, Cyl, Rh, 3-35  
 Mount Wldt, Filler, Fuel, 2-17  
 Mount Wldt, Frame, Front, Lh, 2-67

Mount Wldt, Lh, Tank, 2-5  
 Mount Wldt, Lh, 3-29  
 Mount Wldt, Motor, Lh, 3-27  
 Mount Wldt, Motor, Rh, 2-49  
 Mount Wldt, Remote Grease, 2-31  
 Mount Wldt, Rh, 2-5  
 Mount Wldt, Stop, Lh, 3-29  
 Mount Wldt, Stop, Rh, 2-51  
 Mount Wldt, Switch, 2-61  
 Mount Wldt, Tank, Air, 2-13  
 Mount, Cable Tie, 3-47, 3-49  
 Mount, Rear, Lh, 3-7, 3-9  
 Mount, Rear, Rh, 3-3, 3-5

**N**

Nozzle, [Floodjet 30dt7.5], 2-71, 2-73, 3-33  
 Nut, Cage, Latch, .38-16, 2-7  
 Nut, Cart, Valve, Hyd, 4-11, 4-15, 4-17, 4-19, 4-21, 4-23, 4-27, 4-31, 4-33, 4-35, 4-37, 4-39, 4-43, 4-49  
 Nut, Coil, 4-11, 4-15, 4-19, 4-23, 4-27, 4-31, 4-35, 4-39, 4-43  
 Nut, Hex, Extn, M12 X 1.75, 2-5  
 Nut, Hex, Flng, .31-18, 2-15  
 Nut, Hex, Flng, M06 X 1.0, 2-9, 2-15  
 Nut, Hex, Flng, M08 X 1.25, 3-53  
 Nut, Hex, Flng, M10 X 1.5, 3-59  
 Nut, Hex, Flng, M6 X 1.0, 3-5, 3-9  
 Nut, Hex, Flng, M8 X 1.25, 2-29, 2-57  
 Nut, Hex, Jam M20 X 2.5, 2-23  
 Nut, Hex, Jam, .31-18, 2-15  
 Nut, Hex, Jam, .50-13, Ss, 2-37  
 Nut, Hex, Jam, .75-16, 2-49, 3-27  
 Nut, Hex, Jam, 1.00-14, G5, Left, 2-51, 3-29  
 Nut, Hex, Jam, 1.00-14, 2-51, 3-29  
 Nut, Hex, Jam, M10 X 1.5, Ss, 3-11, 3-17  
 Nut, Hex, Jam, M16x2.0, 2-23, 2-25  
 Nut, Hex, Lock, .31-18, NI, 2-15, 3-21  
 Nut, Hex, Lock, .38-16, NI, Ss, 3-15  
 Nut, Hex, Lock, .38-16, NI, 2-51, 3-30  
 Nut, Hex, Lock, 1.00-08, NI, 2-51, 2-57, 3-29  
 Nut, Hex, Lock, M 4 X 0.7, NI, 2-57, 2-104, 2-108, 2-112  
 Nut, Hex, Lock, M 5 X 0.8, NI, 2-101  
 Nut, Hex, Lock, M 6 X 1.0, NI, Ss, 2-7, 2-9, 2-61  
 Nut, Hex, Lock, M 6 X 1.0, NI, 2-7, 2-83, 2-115  
 Nut, Hex, Lock, M 8 X 1.25 NI, 2-7  
 Nut, Hex, Lock, M 8 X 1.25, NI, Ss, 2-7, 2-9, 2-13  
 Nut, Hex, Lock, M04 X 0.7, NI, 2-11, 2-59  
 Nut, Hex, Lock, M05 X 0.8, NI, Ss, 2-11, 3-47, 3-49  
 Nut, Hex, Lock, M05 X 0.8, NI, 2-41  
 Nut, Hex, Lock, M06 X 1.0, NI, Ss, 2-41, 2-47, 3-3, 3-5, 3-7, 3-9, 3-25  
 Nut, Hex, Lock, M06 X 1.0, NI, 2-9, 2-27, 2-55, 3-47, 3-49

Nut, Hex, Lock, M08 X 1.25,NI, Ss, 2-5, 2-29, 2-53, 2-55, 2-59, 3-3, 3-11, 3-17, 3-55, 3-56  
 Nut, Hex, Lock, M08 X 1.25,NI, 2-5, 2-9, 2-15, 2-17, 2-21, 2-25, 2-27, 2-29, 2-63, 2-81, 2-83, 2-85, 2-99, 2-103, 2-107, 2-111, 3-19  
 Nut, Hex, Lock, M08X1.25, NI, Ss (Rh Side Brush Only), 3-7, 3-9  
 Nut, Hex, Lock, M10 X 1.5, NI, Ss, 2-43, 2-45, 2-47, 2-49, 2-51, 2-53, 3-7, 3-9, 3-11, 3-13, 3-17, 3-27, 3-29  
 Nut, Hex, Lock, M10 X 1.5, NI, 2-5, 2-13, 2-15, 2-85, 2-87, 3-24, 3-35, 3-37, 3-59  
 Nut, Hex, Lock, M12 X 1.75,NI, Ss, 2-49, 3-27  
 Nut, Hex, Lock, M12 X 1.75,NI, 2-21, 2-37, 2-43, 2-45, 2-59, 2-83, 2-89  
 Nut, Hex, Lock, M14 X 2.0, NI, 2-75  
 Nut, Hex, Lock, M16 X 2.0, NI, 2-25, 2-41  
 Nut, Hex, Lock, M20 X 2.5, NI, 2-23  
 Nut, Hex, Lock, M6 X 1.0, Ss, NI, 3-51  
 Nut, Hex, Lock, M8 X 1.25, NI, 2-19, 2-179, 3-3, 3-5, 3-7, 3-9, 3-41, 3-43  
 Nut, Hex, Std, 1.50-18, 2-43, 2-45  
 Nut, Hex, Std, .25-28, 2-41  
 Nut, Hex, Std, .44-14, 5, 2-15  
 Nut, Hex, Std, .50-13, Left, 3-37  
 Nut, Hex, Std, .50-13, 2-21  
 Nut, Hex, Std, M03X0.5, 2-7, 2-9  
 Nut, Hex, Std, M06 X 1.0, Ss, 2-7, 2-9, 2-51, 3-29  
 Nut, Hex, Std, M08 X 1.25, Ss, 3-11, 3-17  
 Nut, Hex, Std, M08 X 1.25, 2-19, 2-39  
 Nut, Hex, Std, M12 X 1.75, 10, 2-5, 2-49, 2-75, 3-3, 3-5, 3-27, 3-29  
 Nut, Hex, Std, M12 X 1.75, 2-5, 2-51, 3-30  
 Nut, Hex, Std, M20 X 2.5, 10, 2-5  
 Nut, Hex, Std, M20 X 2.5, 2-25  
 Nut, Slot, Pump, Hyd, Gear, 4-3  
 Nut, Solenoid, 4-63  
 Nut, Speed, Retainer, .25-20 [.025-.063], 2-11  
 Nut, U, M06 X 1.0, 2-103, 2-107, 2-111  
 Nut, 4-7, 4-11, 4-15, 4-19, 4-23, 4-27, 4-31, 4-35, 4-39, 4-47, 4-49, 4-61

**O**

O-Ring, [Nitrile 2-244], 4-59  
 Oil, Hyd, 15/20, 05gal, 2-2  
 Oil, Hyd, 15/40, 05gal, 2-2  
 Oil, Hyd, Syn, 5 Gal, 2-2  
 Output Shaft, 4-2

**P**

Paint, Airdry, [Gm White], 12oz, 2-2  
 Paint, Airdry, [Hawk Gray], 12oz, 2-2

## CROSS REFERENCE

- Pane, Wndw, 2-55  
Panel Assy, Touch [Centurion], 2-103 ,  
2-107 , 2-111  
Panel Wldt, Broom, Gutter, Rh, 3-5  
Panel Wldt, Brush W/ Labels, 2-49 , 3-27  
Panel Wldt, Cntr, 3-15  
Panel Wldt, Conveyor, Lh W/ Label, 2-19  
Panel Wldt, Conveyor, Rh W/ Label, 2-19  
Panel Wldt, Floor, 2-181  
Panel Wldt, Front, Lh, 3-7 , 3-9  
Panel Wldt, Front, Rh, 3-3 , 3-5  
Panel Wldt, Gutter Broom Lh, 3-9  
Panel Wldt, Lh, 2-47  
Panel Wldt, Rear, Lh, W/ Label, 2-15  
Panel Wldt, Rear, Rh, W/ Label, 2-15  
Panel Wldt, Rh, 2-47  
Panel Wldt, Top, Lh, 3-7 , 3-9  
Panel Wldt, Top, Rh, 3-3 , 3-5  
Panel, Access, Lh, 3-7  
Panel, Access, Rh, 3-3  
Panel, Access, 2-115  
Panel, Cap, 2-63  
Panel, Door, Pys, Lh, 2-9  
Panel, Door, Pys, Rh, 2-7  
Panel, Guard W/ Labels, 2-37  
Panel, Guard, Top, 2-27  
Panel, Lh, 2-47  
Panel, Plstc, Lower, Rear, 2-47  
Panel, Plstc, 2-47  
Panel, Rear, Lh, 3-7 , 3-9  
Panel, Rear, Rh, 3-3 , 3-5  
Panel, Rh, 2-47  
Panel, Top, White, 2-15  
Pedestal Wldt, Seat, 2-181  
Pin Assy, Leg, End, 2-65  
Pin Assy, Leg, Frame, 2-65 , 2-67  
Pin Assy, Leg, Lower, 2-67  
Pin Assy, Leg, Upper, 2-65  
Pin Assy, Lift Cyl, Bottom, 2-67  
Pin Assy, Lift Cyl, Rod End, 2-67  
Pin Assy, Roller, 2-65 , 2-67  
Pin Assy, Side Brush W/Clip, 3-5 , 3-9  
Pin Assy, Tilt Cyl, Rod End, 2-65  
Pin Wldt, Bellcrank, 2-23  
Pin Wldt, Clevis, 2-51 , 2-57 , 2-91 , 3-29  
Pin Wldt, Cyl, Pivot, 1.0d 1.875l, 2-23  
Pin Wldt, Cyl, Pivot, 1.0d 2.25l, 2-23  
Pin Wldt, Hpr, Pivot, Tilt, 2-91  
Pin Wldt, Linkage, Brush, 2-43 , 2-45  
Pin Wldt, Pivot, 1.5d 7.375l, 2-23  
Pin Wldt, 2-57  
Pin, Clevis, 0.19 D X 0.75l, 2-41  
Pin, Clevis, 0.25 D X 1.00l, 2-41  
Pin, Clevis, 0.37 D X 1.25l, 3-11 , 3-17  
Pin, Clevis, 0.37 D X 1.50l, 3-15  
Pin, Clevis, 0.37 D X 2.00l, 2-55  
Pin, Clevis, 0.50 D X 1.87l, 3-15  
Pin, Clevis, 0.50 D X 2.00l, 2-37  
Pin, Clevis, 0.62 D X 2.12l, 3-35 , 3-37  
Pin, Clevis, 0.62 D X 3.00l, 3-35 , 3-37  
Pin, Clevis, 2-25 , 2-37  
Pin, Cotter, .094 X 0.75, 3-11 , 3-15 , 3-17  
Pin, Cotter, .094 X 1.00, 2-41 , 2-55  
Pin, Cotter, .125 X 1.00, 3-15 , 3-35 , 3-37  
Pin, Cotter, .125 X 1.50, 2-37  
Pin, Cotter, .125 X 1.75, 2-41 , 2-43 , 2-45  
, 2-49 , 3-27  
Pin, Cotter, .156 X 1.25, 2-25  
Pin, Cotter, .250 X 1.25, 2-63  
Pin, Guide, 3-5 , 3-9  
Pin, Hair Cotter, 0.75 D .148 Wir, 2-39  
Pin, Hitch, 3-25  
Pin, Plug, Brush, 2-2 , 2-41  
Pin, Prong, 2-115  
Pin, Pump, Hyd, Gear, 4-3 , 4-4  
Pin, Roll, .250 D X 1.12l, .250/.256, 2-63  
Pin, Roll, 4-51  
Pin, Spirol, .187d, 1.75l, .185/.187, 3-15 ,  
3-17  
Piston, Pilot, 4-43  
Piston, 4-51  
Pivot Wldt, Lh W/ Label, 2-21  
Pivot Wldt, Lh, 2-23 , 3-29  
Pivot Wldt, Rh W/ Label, 2-21  
Pivot Wldt, Rh, 2-23 , 2-51  
Pivot Wldt, Tensioner, 2-25  
Plate Wldt, Grease, Remote, 3-43  
Plate Wldt, Hose, 2-69  
Plate Wldt, Lock, 2-39  
Plate Wldt, Motor, Mount, 2-59  
Plate Wldt, Mtg, Cyl, Lift, Skirt, 3-15  
Plate Wldt, Remote Grease, 3-41  
Plate Wldt, Scraper, 2-19  
Plate Wldt, Sppt, Conveyor, 2-23  
Plate Wldt, Tray, 3-19  
Plate, Adaptor, Front, 2-67  
Plate, Adaptor, Lh, 2-5 , 3-29  
Plate, Adaptor, Rear, 2-67  
Plate, Adaptor, 3-3 , 3-5 , 3-7 , 3-9  
Plate, Arm, Stop, 2-37  
Plate, Back, Pump, Hyd, 4-5  
Plate, Backing, 2-67  
Plate, Bezel, W/ Label, 2-103 , 2-107  
Plate, Broom, Spacer, 2-41  
Plate, Cable Connector, Sppt, 2-69  
Plate, Cover, Controller, 2-115  
Plate, Cover, Drive, Brush, 2-41  
Plate, Cover, Grease, 3-3 , 3-5 , 3-7 , 3-9  
Plate, Cover, Radio, 2-103 , 2-107 , 2-111  
Plate, Cover] (W/O High Dump), 4-43  
Plate, Cover, 2-7 , 2-59 , 2-63 , 2-112  
Plate, Deflector, Lh, 2-29  
Plate, Deflector, Rh, 2-29  
Plate, Deflector, 2-55  
Plate, Front, Pump, Hyd, 4-5  
Plate, Hinge, Skirt, 2-2 , 2-47  
Plate, Hose, Lh, 2-69  
Plate, Idler, Brush, 2-41  
Plate, Label, W/ Label, 2-112  
Plate, Motor, 2-21  
Plate, Mount, Clamp, 2-85  
Plate, Mtg, Lift, Skirt, Front, 3-15  
Plate, Mtg, Lift, Skirt, Rear, 3-15  
Plate, Mtg, Light, 3-55 , 3-56  
Plate, Mtg, Rear, Rh, 2-53  
Plate, Mtg, Rear, 2-53  
Plate, Mtg, Relay, 2-101  
Plate, Mtg, Valve, Hyd, 2-89  
Plate, Pin, 2-57  
Plate, Pump, Gear, 4-3 , 4-4  
Plate, Recirculation, 2-47  
Plate, Retainer, Hpr, 2-55  
Plate, Retainer, 2-63  
Plate, Scraper, 2-19  
Plate, Seal, Lower, 2-21  
Plate, Seal, Sppt, 2-55  
Plate, Seal, Upper, 2-21  
Plate, Shield, Brush, Lh, 2-45 , 3-24  
Plate, Shield, Brush, Rh, 2-43 , 3-24  
Plate, Spacer, 2-23 , 2-57  
Plate, Sppt, 2-73 , 3-21  
Plate, Support, Grommet, 2-115  
Plate, Switch, Mtg, 2-57  
Plate, Switch, 2-23  
Plate, Valve, Pump, Gear [Char Lynn], 4-3  
, 4-4  
Plate, Valve, 4-7  
Plate, 4-51  
Plug #10, 4-2  
Plug #4, 4-7  
Plug Assembly, 4-7  
Plug, Cavity (W/O Left Side Brush Tilt),  
4-47  
Plug, Cavity, 4-13 , 4-25 , 4-29 , 4-41 ,  
4-49  
Plug, Drive, 2-41  
Plug, Guide, Brush, 2-2 , 2-41  
Plug, Hole, 2.125d, 2-103  
Plug, Hole, Rockerswitch, 3-56  
Plug, Housing, 4-2  
Plug, Idler, Brush, 2-41  
Plug, O-Ring En, 4-9  
Plug, O-Ring, 4-43 , 4-45  
Plug, Orifice Cp, 4-45 , 4-49  
Plug, Orifice, Valve, Hyd, 4-49  
Plug, Orifice, 4-45 , 4-49 , 4-61  
Plug, Pipe, 4-51  
Plug, 4-11 , 4-13 , 4-15 , 4-23 , 4-25 , 4-27  
, 4-29 , 4-31 , 4-39 , 4-41 , 4-43 , 4-51  
, 4-52  
Pre-cleaner Kit, Air, Ci, 3-45  
Pump Assy, Lube, Air, 3-61  
Pump, Hyd Piston V 4.96 R 3625, 2-83  
Pump, Hyd Piston V 6.00 R 3625, 2-83  
Pump, Hyd, Gear [Ex1] 1.87 [R] 2750 (See  
Breakdowns), 2-83  
Pump, Hyd, Gear [Ex1] 1.87 [R] 2750, 4-5  
Pump, Solution, Impeller, 12v, 2-71 , 2-73

## R

- Race Thrust, 4-2  
Reflector Pkg, Tri, 3-57  
Relay, 12vdc, 40a, Spdt, [Potter], 2-101 ,  
2-115  
Relay, 12vdc, 75a, [Bosch], 2-101  
Relay, 12vdc, 20a, Spdt, [Mini], 2-115  
Repair Info, Mtr, 4-2 , 4-3 , 4-4 , 4-5  
Reservoir, Hyd W/Labels, 2-81

Retainer, Clip, 2-7 , 2-9  
 Retainer, Frt, 4-7  
 Retainer, Grease, 2-21  
 Retainer, Hppr, Side, 2-55  
 Retainer, Seal, 3-3 , 3-5 , 3-7 , 3-9  
 Retainer, Skirt, LH (Rh Side Brush Only), 3-7 , 3-9  
 Retainer, Skirt, Lh, 3-11  
 Retainer, Skirt, Rh, 3-3 , 3-5  
 Retainer, Skirt, 3-11 , 3-17  
 Retainer, Strap, Top, 2-27  
 Ring, Balance, Pump, Hyd, Gear, 4-3 , 4-4  
 Ring, Retaining, Ext, Metric, 30mm, 2-41  
 Ring, Retaining, Int, 2.17d, Basic, 4-56  
 Ring, Retaining, Int, Metric, 62mm, 2-41  
 Ring, Snap, 4-51  
 Ring, 4-7  
 Rivet, Blind, .156d X .46 X .31, Ss, 2-7 , 2-9 , 2-15  
 Rivet, Blind, .156d X 0.71 X .31d, 2-63  
 Rivet, Blind, .188d X 0.45 X .38d, Ss, 2-179 , 3-45  
 Rivet, Blind, .188d X 0.45 X .38d, Stil, 2-55  
  
 Rod Weld, Tensioner, 2-25  
 Rod, Actuator, 2-7 , 2-9  
 Rod, Thrd, 2 End M16 X 2.0 14.25, 2-25  
 Rod-End, .75-16lh Mal 0.75b, 2-49 , 3-27  
  
 Rod-End, .75-16rh Mal 0.75b, 2-49 , 3-27  
  
 Rod-End, 1.00-14lh Mal 1.00b, 2-51 , 3-29  
 Rod-End, 1.00-14rh Mal 1.00b, 2-51 , 3-29  
 Rod, 2-7 , 2-9 , 2-57  
 Roller, 5.0d, 2-65 , 2-67

**S**

Scraper Kit, Conveyor, Replmt, 2-19  
 Screen, Vacuum, 3-19  
 Screen, Valve, [60-50 Mesh], 2-73  
 Screen, 3-19  
 Screw, Btn, M 8 X 1.25 X 25, Ss, 2-63  
 Screw, Btn, M04 X 0.07 X 12.7, Blk, Flng, 2-112  
 Screw, Btn, M04 X 0.70 X 10, Blk, Flng, 2-103 , 2-107 , 2-111 , 2-115  
 Screw, Btn, M06 X 1.00 X 20, Blk, 3-19  
 Screw, Cap, 4-2 , 4-3 , 4-4 , 4-5 , 4-7 , 4-51  
  
 Screw, Flat, M10 X 1.5 X 30, Ss, 2-43 , 2-45  
 Screw, Flt, M06 X 1.0 X 20, 10.9, 2-89  
 Screw, Flt, M10 X 1.5 X 30, 10.9, 3-24  
 Screw, Flt, M10 X 1.5 X 50 [Sq Neck], 2-43 , 2-45  
 Screw, Hex, .25-14 X 0.50, Fmg, [Ab], 3-15  
 Screw, Hex, .25-20 X 0.50, Ss, 2-7 , 2-9 , 2-15  
 Screw, Hex, .31-18 X 0.62, 5, 2-85

Screw, Hex, .38-16 X 1.00, Ss, 2-55 , 2-59  
 Screw, Hex, .38-16 X 1.50, 5, 2-49 , 2-51 , 2-83 , 3-27 , 3-30  
 Screw, Hex, .38-16 X 1.75, Ss, 3-15  
 Screw, Hex, .50-13 X 1.50, 5, 2-41  
 Screw, Hex, .62-11 X 1.50, 5, 2-49 , 3-27  
 Screw, Hex, #10-24 X 1.00, Ss, 4-55  
 Screw, Hex, 1.00-08 X 3.50, 5, 2-51 , 3-29  
  
 Screw, Hex, M 5 X 0.8 X 16, Fmg, 2-59  
 Screw, Hex, M 6 X 1.0 X 12, Fmg, 2-101 , 3-55 , 3-56  
 Screw, Hex, M 6 X 1.0 X 16, Ss, 2-41  
 Screw, Hex, M 6 X 1.0 X 20, 8.8, 2-7  
 Screw, Hex, M 6 X 1.0 X 20, Ss, 2-7 , 2-9  
  
 Screw, Hex, M 8 X 1.25 X 20, Ss, 2-7 , 2-9 , 2-61  
 Screw, Hex, M 8 X 1.25 X 25, Fmg, 2-57  
 Screw, Hex, M 8 X 1.25 X 25, Ss, 2-13  
 Screw, Hex, M 8 X 1.25 X 30, 10.9, 2-23  
 Screw, Hex, M 8 X 1.25 X 45, 8.8, 2-7  
 Screw, Hex, M05 X 0.8 X 16, Fmg, 3-25  
 Screw, Hex, M05 X 0.8 X 16, Ss, 2-71 , 2-73  
 Screw, Hex, M06 X 1.0 X 12, 8.8, 2-25  
 Screw, Hex, M06 X 1.0 X 12, Fmg, 2-37 , 2-39 , 2-51 , 2-59 , 3-11 , 3-17 , 3-29  
 Screw, Hex, M06 X 1.0 X 16, 8.8, 3-19  
 Screw, Hex, M06 X 1.0 X 16, Fmg, 2-57 , 3-19  
 Screw, Hex, M06 X 1.0 X 16, Ss, 2-41  
 Screw, Hex, M06 X 1.0 X 20, 8.8, 2-9 , 2-15 , 2-27 , 2-103 , 2-107 , 2-111 , 3-19 , 3-47 , 3-49  
 Screw, Hex, M06 X 1.0 X 20, Ss, 2-63 , 3-3 , 3-5 , 3-7 , 3-9  
 Screw, Hex, M06 X 1.0 X 25, Ss, NI, 2-55  
  
 Screw, Hex, M06 X 1.0 X 25, Ss, 2-47 , 2-55 , 3-25  
 Screw, Hex, M06 X 1.0 X 30, 8.8, 2-27 , 3-57  
 Screw, Hex, M08 X 1.25 X 16, 8.8, 2-19 , 2-39  
 Screw, Hex, M08 X 1.25 X 16, Ss, 2-69  
 Screw, Hex, M08 X 1.25 X 20, 8.8, 2-15 , 2-19 , 2-23 , 2-41 , 2-59 , 2-63 , 2-69 , 2-87 , 2-89 , 2-91 , 3-19  
 Screw, Hex, M08 X 1.25 X 20, Ss, 2-11 , 2-47 , 3-7 , 3-9  
 Screw, Hex, M08 X 1.25 X 25, 8.8, 2-17 , 2-23 , 2-27 , 2-55 , 2-59 , 2-81 , 2-83 , 2-85 , 2-93 , 2-99  
 Screw, Hex, M08 X 1.25 X 25, Fmg, 2-23 , 2-75  
 Screw, Hex, M08 X 1.25 X 25, Ss, 2-5 , 2-29 , 2-55 , 2-59 , 2-71 , 2-73 , 3-3 , 3-5 , 3-11 , 3-17 , 3-19 , 3-33  
 Screw, Hex, M08 X 1.25 X 30, 8.8, 2-27 , 2-55 , 2-63 , 2-81 , 2-103 , 2-107 , 2-111

Screw, Hex, M08 X 1.25 X 30, Ss, 2-29 , 2-53 , 3-11 , 3-17 , 3-55 , 3-56  
 Screw, Hex, M08 X 1.25 X 35, 8.8, 2-27  
 Screw, Hex, M08 X 1.25 X 35, Ss Fl, 2-29  
 Screw, Hex, M08 X 1.25 X 40, 8.8, 2-21  
 Screw, Hex, M08 X 1.25 X 45, 8.8, 2-9  
 Screw, Hex, M08 X 1.25 X 50, 8.8, 2-15 , 2-21 , 2-39  
 Screw, Hex, M08 X 1.25 X 60, 8.8, 2-63  
 Screw, Hex, M08 X 1.25 X 70, 8.8, 2-15  
 Screw, Hex, M08X1.25, Ss (Rh Side Brush Only), 3-7 , 3-9  
 Screw, Hex, M10 X 1.25 X 25, 8.8, 3-21  
 Screw, Hex, M10 X 1.5 X 16, 8.8, 2-15  
 Screw, Hex, M10 X 1.5 X 20, 8.8, 2-21 , 2-23 , 2-85 , 2-95 , 3-3 , 3-11 , 3-17 , 3-39  
 Screw, Hex, M10 X 1.5 X 20, Ss, 3-15 , 3-59  
 Screw, Hex, M10 X 1.5 X 25, 10.9, 2-7  
 Screw, Hex, M10 X 1.5 X 25, 8.8, 2-15 , 2-37 , 2-41 , 2-85 , 2-99 , 3-35 , 3-37  
 Screw, Hex, M10 X 1.5 X 25, Ss, NI, 2-13 , 2-69  
 Screw, Hex, M10 X 1.5 X 25, Ss, 2-13 , 2-43 , 2-45 , 2-47 , 3-3 , 3-5 , 3-7 , 3-9 , 3-13 , 3-15  
 Screw, Hex, M10 X 1.5 X 30, 8.8, 2-7 , 2-9 , 2-85 , 2-87  
 Screw, Hex, M10 X 1.5 X 30, Ss, 2-47 , 2-49 , 2-53 , 3-7 , 3-9 , 3-11 , 3-13 , 3-17 , 3-27 , 3-45  
 Screw, Hex, M10 X 1.5 X 35, 10.9, 2-5  
 Screw, Hex, M10 X 1.5 X 35, 8.8, 2-5 , 3-35 , 3-37  
 Screw, Hex, M10 X 1.5 X 35, Ss, 2-45 , 2-47 , 2-51 , 3-29  
 Screw, Hex, M10 X 1.5 X 50, Ss, 2-51 , 2-81 , 2-99 , 3-29  
 Screw, Hex, M10 X 1.5 X 25, Ss, 2-19  
 Screw, Hex, M10X1.5X35, Ss, 2-43  
 Screw, Hex, M12 X 1.75 X 25, 8.8, 3-37  
 Screw, Hex, M12 X 1.75 X 25, Ss, 2-49 , 2-69 , 3-27  
 Screw, Hex, M12 X 1.75 X 30, 8.8, 3-35  
 Screw, Hex, M12 X 1.75 X 35, 8.8, 2-83  
 Screw, Hex, M12 X 1.75 X 40, 10.9, 2-23  
 Screw, Hex, M12 X 1.75 X 40, 8.8, 2-23 , 2-59 , 2-89  
 Screw, Hex, M12 X 1.75 X 40, Ss, 2-19 , 2-49 , 3-27  
 Screw, Hex, M12 X 1.75 X 45, 10.9 Pltd, 2-5 , 2-49 , 2-75 , 3-3 , 3-5 , 3-27 , 3-29  
 Screw, Hex, M12 X 1.75 X 50, 8.8, 2-21 , 2-37  
 Screw, Hex, M12 X 1.75 X 50, Ss, 2-49 , 3-27  
 Screw, Hex, M12 X 1.75 X 40, 10.9, 2-43 , 2-45  
 Screw, Hex, M14 X 2.0 X 35, 8.8, 2-75  
 Screw, Hex, M16 X 2.0 X 40, 8.8, 2-23  
 Screw, Hex, M20 X 2.5 X 60, 10.9, 2-5

## CROSS REFERENCE

- Screw, Hex, M4 X 0.7 X 25, 8.8, 2-23  
Screw, Hex, M5 X 0.8 X 12, 8.8, 2-101  
Screw, Hex, M6 X 1.0 X 16, Ss, 3-51  
Screw, Hex, M6 X 1.0 X 20, Ss, 3-51  
Screw, Hex, M6 X 1.0 X 25, Ss, 2-61  
Screw, Hex, M6 X 1.0 X 70, 8.8, 2-83  
SCREW, HEX, M6 X 1.0 X 12, SS, NL, 3-29  
Screw, Hex, M6 X 1.0 X 12, Ss, NI, 2-51, 2-57, 2-91  
Screw, Hex, M6 X 1.0 X 16, Ss, 3-5, 3-9  
Screw, Hex, M6 X 1.0 X 25, Fmg, 2-57  
Screw, Hex, M8 X 1.25 X 20, 8.8, 2-19, 2-81  
Screw, Hex, M8 X 1.25 X 20, Ss, 3-3, 3-5, 3-7, 3-9, 3-43  
Screw, Hex, M8 X 1.25 X 25, 8.8, 2-57  
Screw, Hex, M8 X 1.25 X 25, Ss, 2-95, 3-53  
Screw, Hex, M8 X 1.25 X 45, Ss, 2-95  
Screw, Hex, M8 X 1.25 X 110, Ss, 2-59  
Screw, Hex, M8 X 1.25 X 20, 8.8, 3-7, 3-9  
Screw, Hex, M8 X 1.25 X 20, Ss, 3-41  
Screw, Hex, M8 X 1.25 X 25, Fmg, 2-13  
Screw, Hex, M8 X 1.25 X 30, 8.8, 2-23  
Screw, Hex, M8 X 1.25 X 30, Ss, 2-179  
Screw, Hex, M8 X 1.25 X 50, Ss, 2-17  
Screw, Pan, M 3 X 0.5 X 12, 4.8, 2-7, 2-9  
  
Screw, Pan, M 6 X 1.0 X 12, Ss, 2-103, 2-107, 2-111  
Screw, Pan, M04 X 0.7 X 16, Ss, 3-25  
Screw, Pan, M04 X 0.7 X 20, 4.8, 2-11  
Screw, Pan, M05 X 0.8 X 16, 4.8, 2-115  
Screw, Pan, M05 X 0.8 X 20, Ss, 2-11, 3-47, 3-49  
Screw, Pan, M05 X 0.8 X 45, 4.8, 2-41  
Screw, Pan, M06 X 1.0 X 12, Ss, 2-9  
Screw, Pan, M4 X 0.7 X 25, 4.8, 2-57  
Screw, Pan, M5 X 0.8 X 10, 4.8, 2-115  
Screw, Pan, M6 X 1.0 X 16, 4.8, 2-101  
Screw, Pan, M8 X 1.25 X 25, 4.8, 2-19, 2-115  
Screw, Set, M08 X 1.25 X 12, Soc, 2-63  
Screw, Set, M10 X 1.5 X 20, Soc, 2-37  
Screw, Set, 4-51  
Screw, Soc, .25-20 X 1.50, Al, 4-43  
Screw, Soc, .50-13 X 1.50, Al, 2-21  
Screw, Hex, M10 X 1.5 X 20, 8.8, 2-89  
Screw, 4-2  
Seal Kit, Cartridge, 4-47, 4-49, 4-53, 4-61, 4-63  
Seal Kit, Cartridge, 4-63  
Seal Kit, Cyl, 4-56  
Seal Kit, Motor A/H-Stnd, 4-2  
Seal Kit, Pump, 4-3, 4-4, 4-5  
Seal Kit, Rear, 4-7  
Seal Kit, Shaft, 4-7  
Seal, Conveyor, Front, 2-2, 2-27  
Seal, Conveyor, Side, Bottom, 2-2, 2-27  
Seal, Conveyor, Side, Top, 2-2, 2-27  
Seal, Conveyor, Top, 2-2, 2-27  
Seal, Door, Chute, 2-55  
Seal, Dust, Plug Drive, Brush, 2-41  
Seal, Foam (Rh Side Brush Only), 3-7, 3-9  
  
Seal, Hole, 3-3, 3-5, 3-7, 3-9  
Seal, Hppr Door, 2-55  
Seal, Hppr, Side, 2-55  
Seal, Hppr, Top, 2-55  
Seal, O-Ring, .072 X 00.35id, 2-99  
Seal, O-Ring, 2-21  
Seal, Org, 4-51  
Seal, Rbr, Clsd Cell, 2-55  
Seal, Shaft, 2-21  
Seal, Side, Lower, 2-2, 2-29  
Seal, Wire, 14/16ga [Wp / Mp280 Sealed], 4-55  
Seal, Wndw, Frame, 2-55  
Seal, 2-63, 4-51  
Send-unit, Coolant, 2-103, 2-107, 2-111  
Send-Unit, Oil, Press, 2-103, 2-107, 2-111  
Sensor Assy, Level [5/9.9/.5], 2-15  
Sensor, Rotation, 2-41  
Serrated Pad - Pivot Handle, 2-103, 2-107, 2-111  
Shaft S/A, 4-7  
Shaft Wldt, Lift, 2-37, 2-39  
Shaft Wldt, 2-51, 3-11, 3-17, 3-29  
Shaft, Idler, 4-51  
Shaft, Output, 4-51  
Sheet, Rbr, 5.00l Guard, Hose, 2-91  
Shield Kit, Main Broom, Modif, Ci, 2-43, 2-45  
Shield Wldt, Brush, Lh, 2-45  
Shield Wldt, Brush, Rh, 2-43  
Shim, .112/.115, 4-51  
Shim, .117/.120, 4-51  
Shim, .122/.125, 4-51  
Shim, Conveyor, 2-23  
Shim, Frame, 2-5  
Shoe Kit, Modif, 3-24  
Shoe Kit, Rh, Modif, 3-24  
Shoe, Drag, Lh, 2-2, 2-45  
Shoe, Drag, Rh, 2-2, 2-43  
Shroud Kit, Console, Oprtr, Modif, 2-107, 2-111  
Shroud Wldt, Dust, Lh, 3-11  
Shroud Wldt, Dust, Rh, 3-17  
Shroud Wldt, Lower, Rear, 2-29  
Shroud, Cntrl, Console, 2-103  
Shroud, Fan, 16.0 Inch, 4-55  
Shroud, Upper, Wrap, 2-19  
Skid Wldt, Conveyor, 2-19  
Skirt, Backup, Dust, 3-11, 3-13, 3-17  
Skirt, Bmpr, Inside, 3-11, 3-17  
Skirt, Broom, 2-43, 2-45  
Skirt, Brush, 2-47  
Skirt, Conveyor, Lh, 2-19  
Skirt, Conveyor, Rh, 2-19  
Skirt, Conveyor, 2-2, 2-29  
Skirt, Dust, Access Panel, 3-3, 3-5, 3-11  
Skirt, Dust, Access Panl (Rh Side Brush Only), 3-7, 3-9  
Skirt, Dust, Front, 3-13  
Skirt, Dust, Shrd, 3-11, 3-17  
Skirt, Dust, 3-11, 3-17  
Skirt, Flap, 2-13  
Skirt, Recirculation, 2-2, 2-47  
Skirt, Side, 2-29  
Skirt, Sppt, 2-2, 2-29  
Skirt, Wedge, 2-2, 2-29  
Skirt, 2-2, 2-29  
Sleeve, Brass 05com, 2-31  
Sleeve, Nyl, #27 20.0l, 2-93  
Sleeve, Nyl, #27 30.0l W/ Hole, 2-99  
Sleeve, P/M, 0.496d 0.318b 0.31l 430ss, 3-11, 3-17  
Sleeve, Roller, 2-2, 2-23  
Slide Wldt, Sppt, 2-19  
Solenoid, 12vdc, Valve, Hyd, 4-11, 4-15, 4-17, 4-19, 4-21, 4-23, 4-27, 4-31, 4-33, 4-35, 4-37, 4-39, 4-43, 4-49  
Solenoid, 12vdc, W/ Mp, 4-61  
Solenoid, 12vdc, 4-51  
Solenoid, Hyd, 12 Vdc, 12 Watt (W/ Left Side Brush Tilt), 4-47  
Solenoid, Hyd, 12 Vdc, 12 Watt, 4-11, 4-15, 4-19, 4-23, 4-27, 4-31, 4-35, 4-39, 4-47, 4-49, 4-63  
Solenoid, Hyd, 12 Vdc, 42 Watt, 4-11, 4-15, 4-19, 4-23, 4-27, 4-31, 4-35, 4-39, 4-43, 4-49  
Spacer Plate, 4-2  
Spacer, Insert, Thr, 2-112  
Spacer, Lock, 2-39  
Spacer, Strap, 2-21  
Spacer, 2-21  
Speedometer, 2-107, 2-111  
Spring, Extn, 1.00od X 0.09wir, 2.8l, 2-39  
Spring, Extn, 1.00od X 0.11wir, 5.5l, 3-15  
Spring, Extn, 1.25od X 0.15wir, 7.0l, 2-51, 3-29  
Spring, Extn, 1.50od X 0.18wir, 7.5l, 3-11, 3-17  
Spring, Extn, 0.500d X 0.07wir, 3.5l, 2-41  
Spring, Lift, Brush, 2-25  
Spring, Pump, Hyd, Gear, 4-3, 4-4  
Spring, Valve, Hyd, 4-13, 4-17, 4-21, 4-25, 4-29, 4-33, 4-37, 4-41, 4-45, 4-47, 4-49  
Spring, 4-7, 4-51  
Stem, Valve, Hyd 3w2p, 4-43  
Stem, Valve, Hyd, N.C., 4-17, 4-21, 4-33, 4-37, 4-43  
Stem, Valve, Hyd, N.c., 4-11, 4-15, 4-19, 4-23, 4-27, 4-31, 4-35, 4-39  
Stem, Valve, Hyd, 4-43, 4-49  
Strainer, 40 Mesh, 2-2, 2-71, 2-73  
Strainer, Hyd, 25gpm 100mesh Psi, 2-81  
  
Strainer, Hyd, 25gpm 100mesh Psi, 2-2  
Strap, Rbr, 2-17, 2-81  
Strap, Retainer, Bearing Cup, 2-21  
Strap, Retainer, 2-27, 2-29  
Strap, Tank, Fuel, 2-17  
Strap, Tank, Hyd, 2-81  
Strip, Backing, Skirt, 3-13

Strip, Belt, Splice, 2-21  
 Strip, Rbr, 0.75 03.50w 37.1l, 2-2  
 Strip, Retainer, Lh, 2-45 , 2-47  
 Strip, Retainer, Rh, 2-43  
 Strip, Retainer, Skirt, Lh, 2-29  
 Strip, Retainer, Skirt, Rh, 2-29  
 Strip, Retainer, Skirt, 3-11 , 3-17  
 Strip, Retainer, 2-29 , 2-43 , 2-45  
 Strip, Skirt, 2-29 , 2-47  
 Strip, Sppt, 2-27  
 Strip, Stl, 0.11th X 02.50w, 10.00l, 3-25  
 Strip, Wear, 2-19  
 Stud, Ball, .39d .31-18, 2-15  
 Support Kit, Rear Fender, Modif, 2-13  
 Support Wldt, Fender, Rear, Lh, 2-13  
 Support Wldt, Fender, Rear, Rh, 2-13  
 Support Wldt, Safety, Front, 2-67  
 Switch Assy, Push, [Latch, Illuminated],  
 2-104 , 2-108 , 2-112  
 Switch, Fluid Level Sensor, 3-23  
 Switch, Hppr, Full, 2-61  
 Switch, Hyd, Temp, [140f], 2-85  
 Switch, Micro, 2-23  
 Switch, Rocker, 36vdc 05a Dpdt  
 Mo/Of/Mo, 3-35 , 3-37  
 Switch, Rocker, 36Vdc 05A Dpdt On/N/On,  
 3-53  
 Switch, Rocker, Dpdt, 3-47 , 3-49 , 3-55 ,  
 3-56  
 Switch, Rocker, Hole Plug, 2-103 , 2-107 ,  
 2-111 , 3-55  
 Switch, Thermostat, 2-59  
 Switch, Water, Level, 2-69  
 Switch, 2-57 , 2-59 , 2-95

**T**

Tachometer, 2-107 , 2-111  
 Tank, Water, 2-69  
 Terminal, Fem, 16/18ga [Mp280 Sealed],  
 4-55  
 Thrust Bearing, 4-2  
 Tie, Cable, 11.3l, 2.75d Max, 2-69 , 2-91  
 Tie, Cable, 20.0l, 6.00d Max, 2-49 , 2-51 ,  
 2-87 , 2-99 , 3-27 , 3-29 , 3-35 , 3-37  
 Tie, Cable, Nyl, 14.5l .30w 4.0 Max D,  
 2-103 , 2-107 , 2-111 , 3-47 , 3-49  
 Tilt Wldt, Stand, 2-65  
 Timer, Sys, Lube, 3-61  
 Transmission, Drive, Pump, Lh (See  
 Breakdown), 2-75  
 Transmission, Drive, Pump, Rh (See  
 Breakdown), 2-75  
 Tube Assy, Vacfan, 2-87  
 Tube Kit, Case Drain, Modif, 2-87 , 2-89  
 Tube Wldt, Conveyor, Lower, 2-2  
 Tube Wldt, Conveyor, Upper, 2-2  
 Tube Wldt, Lift, Brush, 2-37  
 Tube Wldt, Lift, Shield, 2-37  
 Tube Wldt, Lift, Skirt, Cntr, 3-15  
 Tube Wldt, Sppt, 3-19  
 Tube Wldt, Spray, 2-71 , 2-73 , 3-33  
 Tube Wldt, Torque, 2-23 , 2-25

Tube, 0.75d 0.50b 0.844l, 2-49 , 3-27  
 Tube, Brace, 2-7 , 2-9  
 Tube, Extn, Pre-cleaner, 2-179  
 Tube, Hyd, Motor, Shaker, 2-89  
 Tube, Hyd, Radiator, Lower, 2-85  
 Tube, Hyd, Radiator, Top, 2-85  
 Tube, Hyd, Radiator, Upper, 2-85  
 Tube, Hyd, Return, 2-83  
 Tube, Hyd, Tank, 2-81  
 Tube, Hyd, Vacuum, Case, Cntr, 2-89  
 Tube, Hyd, Vacuum, Case, Top, 2-89  
 Tube, Hyd, Vacuum, Press, Bottom, 2-89  
 Tube, Hyd, Vacuum, Press, Top, 2-89  
 Tube, Hyd, Vacuum, Tank, Bottom, 2-89  
 Tube, Hyd, Vacuum, Tank, Top, 2-89  
 Tube, Lower, Hppr, Base, 2-89  
 Tube, Mach, Support, Rear, 2-63  
 Tube, Plstc, 0.310d 0.18id, Blk, 3-61  
 Tube, Plstc, 0.31d 0.18b, 2-33 , 2-35  
 Tube, Plstc, 0.31od 0.18id 149.5l, 2-31  
 Tube, Plstc, 0.31od 0.18id 31.6l, 2-31  
 Tube, Plstc, 0.31od 0.18id 80.3l, 2-31  
 Tube, Plstc, 0.31od 0.18id 97.6l, 2-31  
 Tube, Plstc, W/Grease .188 Od X 15 Ft,  
 3-61  
 Tube, Rnd, 2-63  
 Tube, Seal Install, 2-21  
 Tube, Spacer, Pltd, 2-51 , 3-29  
 Turnbuckle, Lift, 2-37

**V**

Valve Assy, By-Pass, 4-59  
 Valve Assy, Manifold, 12vdc [2208-1], 3-33  
 Valve Assy, Manifold, 12vdc [2209-1], 2-71  
 , 2-73 , 3-33  
 Valve Kit, Manifold, Repair, 2-73  
 Valve Kit, Solenoid, Repair, [Viton], 2-73  
 Valve Stem, N.C., 4-43  
 Valve Stem, N.c., 4-11 , 4-15 , 4-19 , 4-23 ,  
 4-27 , 4-31 , 4-35 , 4-39  
 Valve, Ball, .75 Npt Brass, 2-69  
 Valve, Ball, 24pf W/Handle, 3-59  
 Valve, Ball, 3-way, 3-59  
 Valve, Ball, Pf24/Pf24, Pvc, 2-69  
 Valve, Cartridge, Cntrl, 4-63  
 Valve, Cartridge, Pilot Check, 4-53  
 Valve, Cartridge, Relief, 4-61  
 Valve, Check, Valve, Hyd, 4-15 , 4-19 ,  
 4-23 , 4-31 , 4-35 , 4-39  
 Valve, Check, 4-9 , 4-11 , 4-15 , 4-19 , 4-23  
 , 4-27 , 4-31 , 4-35 , 4-39 , 4-47 , 4-63  
 Valve, Drive, Pump, Hyd, Gear, 4-3 , 4-4  
 Valve, Hyd, Check, Pilot (See  
 Breakdowns), 2-91  
 Valve, Hyd, Check, Pilot, 4-11 , 4-15 , 4-19  
 , 4-23 , 4-27 , 4-31 , 4-35 , 4-39 , 4-43  
 , 4-45 , 4-49 , 4-53  
 Valve, Hyd, Cntrl, Press [Comp], 4-13 ,  
 4-17 , 4-21 , 4-25 , 4-29 , 4-33 , 4-37 ,  
 4-41

Valve, Hyd, Cntrl, Press 300 Psi, 4-11 ,  
 4-15 , 4-19 , 4-23  
 Valve, Hyd, Flow Cntrl [Pwm], 4-11 , 4-15 ,  
 4-19 , 4-23 , 4-27 , 4-31 , 4-35 , 4-39 ,  
 4-43  
 Valve, Hyd, Relief, 08gpm3200, 2-95  
 Valve, Hyd, Relief, 30gpm 2700psi, 4-43  
 Valve, Hyd, Sol (W/ Dual Side Brush &  
 Side Skirts Manual Side Pattern) (See  
 Breakdown), 2-95  
 Valve, Hyd, Sol (W/ Dual Side Brush  
 Adjustable Side Pattern) (See  
 Breakdown), 2-95  
 Valve, Hyd, Sol (W/ Dual Side Brush  
 Manual Side Pattern) (See  
 Breakdown), 2-95  
 Valve, Hyd, Sol (W/ Dual Side Brush, &  
 Side Skirts Adjustable Side Pattern)  
 (See Breakdown), 2-95  
 Valve, Hyd, Sol (W/ Right Side Brush &  
 Side Skirts Manual Side Pattern) (See  
 Breakdown), 2-95  
 Valve, Hyd, Sol (W/ Right Side Brush  
 Adjustable Side Pattern) (See  
 Breakdown), 2-95  
 Valve, Hyd, Sol (W/ Right Side Brush  
 Manual Side Pattern) (See  
 Breakdown), 2-95  
 Valve, Hyd, Sol (W/ Right Side Brush, &  
 Side Skirts Adjustable Side Pattern)  
 (See Breakdown), 2-95  
 Valve, Hyd, Sol, 12vdc [11s20g3000], 4-43  
 , 4-45  
 Valve, Hyd, Sol, 12vdc [4s01g3000], 4-47  
 Valve, Hyd, Sol, 12vdc Dir [3p4w] (W/  
 High Dump), 4-43  
 Valve, Hyd, Sol, 12vdc Dir [3p4w], 4-11 ,  
 4-15 , 4-19 , 4-23 , 4-27 , 4-31 , 4-35 ,  
 4-39 , 4-49  
 Valve, Hyd, Sol, 12vdc (See Breakdown),  
 3-39  
 Valve, Hyd, Sol, 12vdc (See Breakdowns),  
 2-59  
 Valve, Hyd, Sol, 12vdc [0is30g3000], 4-63  
 Valve, Hyd, Sol, 12vdc 03gpm  
 0500psi (W/ Left Side Brush Tilt),  
 4-47  
 Valve, Hyd, Sol, 12vdc 03gpm 0500psi,  
 4-47  
 Valve, Hyd, Solenoid [11s20g3000] (See  
 Breakdowns), 2-99  
 Valve, Hyd, Solenoid, [ 07s30g3000 ],  
 4-49  
 Valve, Hyd, Solenoid, 07s30g3000 (See  
 Breakdowns), 2-89  
 Valve, Hyd, Solenoid, 12vdc [02502g3000],  
 2-83 , 4-61  
 Valve, Hyd,Cntrl, Sol, 4-11 , 4-13 , 4-15 ,  
 4-17 , 4-19 , 4-21 , 4-23 , 4-25 , 4-27 ,  
 4-29 , 4-31 , 4-33 , 4-35 , 4-37 , 4-39 ,  
 4-41  
 Valve, Metering #1, 3-61  
 Valve, Metering #2, 3-61

## CROSS REFERENCE

Valve, Metering #3, 3-61  
Valve, Metering #8, 3-61  
Valve, Pump, Hyd, Gear [Char Lynn], 4-3 ,  
4-4  
Valve, Shuttle, 4-47  
Valve, Solenoid, Air, 3-61  
Valve, Stem, Air, 1/8npt, 2-73  
Valve, Stem, Nc, 4-61  
Valve, Stem, No, 4-63  
Valve, Stem, 4-11 , 4-15 , 4-19 , 4-23 ,  
4-27 , 4-31 , 4-35 , 4-39  
Valve, Water, 12vdc, 10gpm, 2-71 , 2-73  
Valve, 4-7  
Video, Oprtr [Centurion Duramax], 3-63  
Voltmeter, 2-107 , 2-111

### W

Washer, .31 Belleville, 2-15  
Washer, .41b 2.125d .183t, 2-21  
Washer, 0.33b .75d .18, Stil, Pl, 2-55  
Washer, 0.34b 0.69d .06, Nyl, 2-53  
Washer, 0.34b 1.50d .12, Stil, Pl, 2-39  
Washer, 0.41b 1.38d .12, Stil, 2-7 , 2-9 ,  
2-13 , 2-47 , 2-69  
Washer, 0.44b 2.00d .12, Stil, Pl, 2-51 ,  
3-29  
Washer, 0.50b 1.75d .12, Nyl, 3-27  
Washer, 0.50b 1.75d .12, Nyl, 2-49  
Washer, 0.53b 1.12d .11, Stil, Pl, 3-15  
Washer, 0.53b 1.88d .12, Stil, Pl, 2-49 ,  
3-27  
Washer, 0.75b 1.25d .12, Stil, Pl, 2-5  
Washer, 0.83b 2.00d .12, Stil, 2-23  
Washer, 1.39b 2.12d .13, Stil, 2-41  
Washer, Belleville, .31, 2-15 , 2-23  
Washer, Belleville, .50, 2-23 , 2-49 , 3-27  
Washer, Flat, .25 Fender, 2-25 , 2-47  
Washer, Flat, .25 Sae, 2-23 , 2-101 , 3-19  
Washer, Flat, .25 Ss, 3-3 , 3-5 , 3-7 , 3-9 ,  
3-47 , 3-49  
Washer, Flat, .25 Std, 2-103 , 2-107 , 2-111  
, 3-19 , 3-25 , 3-47 , 3-49  
Washer, Flat, .31 Fender, 2-27  
Washer, Flat, .31 Ss, 2-53 , 3-3 , 3-5 , 3-7 ,  
3-9 , 3-11 , 3-17 , 3-33 , 3-55 , 3-56  
Washer, Flat, .31 Std, 2-39 , 2-103 , 2-107  
, 2-111 , 3-19  
Washer, Flat, .38 Sae, 2-43 , 2-45  
Washer, Flat, .38 Ss, 2-53 , 3-3 , 3-5 , 3-7 ,  
3-9 , 3-11 , 3-13 , 3-15 , 3-17 , 3-27 ,  
3-29  
Washer, Flat, .38 Std, 3-3 , 3-11 , 3-17 ,  
3-21 , 3-24  
Washer, Flat, .50 Sae, 3-27  
Washer, Flat, .50 Std, 3-3 , 3-5 , 3-29  
Washer, Flat, .62 Sae, 3-27  
Washer, Flat, .75 Hard, 2-5 , 2-25  
Washer, Flat, .75 Sae, 2-39  
Washer, Flat, #06, 2-7 , 2-9 , 2-57  
Washer, Flat, #08, 2-112  
Washer, Flat, #10, 2-115 , 4-55  
Washer, Flat, 0.25 Sae, 2-15 , 2-83 , 2-115

Washer, Flat, 0.25 Ss, 2-7 , 2-41 , 2-47 ,  
2-61 , 3-51  
Washer, Flat, 0.25 Std, 2-7  
Washer, Flat, 0.31 Sae, 3-21  
Washer, Flat, 0.31 Ss, 2-7 , 2-9 , 2-13 ,  
2-61  
Washer, Flat, 0.31 Std, 2-7 , 2-19 , 2-57 ,  
2-73 , 2-96 , 2-115 , 2-179 , 3-3 , 3-5 ,  
3-7 , 3-9 , 3-41 , 3-43 , 3-53 , 3-59  
Washer, Flat, 0.38 Ss, 2-19 , 2-47  
Washer, Flat, 0.38 Std, Unpl, 3-59  
Washer, Flat, 0.38 Std, 2-7 , 3-35 , 3-37 ,  
3-39 , 3-45  
Washer, Flat, 0.50 Sae, 2-15  
Washer, Flat, 0.50 Ss, 2-41  
Washer, Flat, 0.50 Std, 2-43 , 2-45 , 3-35 ,  
3-37  
Washer, Flat, 0.75 Sae, 2-23  
Washer, Flat, 1.00 Sae Hard, 2-49 , 3-27  
Washer, Flat, M10, 10.5x21x2ss, 3-15  
Washer, Flt, .25 Ss, 2-9 , 2-15 , 2-41 , 2-55  
  
Washer, Flt, .25 Std, 2-9 , 2-15 , 2-21 ,  
2-27 , 2-55 , 2-63  
Washer, Flt, .31 Sae, 2-23 , 2-55  
Washer, Flt, .31 Ss, 2-5 , 2-11 , 2-29 , 2-47  
, 2-69 , 2-71 , 2-73  
Washer, Flt, .31 Std, 2-5 , 2-9 , 2-17 , 2-19  
, 2-21 , 2-23 , 2-27 , 2-29 , 2-55 , 2-59  
, 2-63 , 2-69 , 2-75 , 2-81 , 2-83 , 2-85  
, 2-87 , 2-89 , 2-91 , 2-93 , 2-99  
Washer, Flt, .38 Sae, 2-83  
Washer, Flt, .38 Ss, 2-43 , 2-45 , 2-47 ,  
2-49 , 2-51  
Washer, Flt, .38 Std, 2-5 , 2-15 , 2-21 ,  
2-37 , 2-41 , 2-85 , 2-87 , 2-89 , 2-95 ,  
2-99  
Washer, Flt, .50 Sae, 2-21 , 2-23 , 2-37 ,  
2-49 , 2-75 , 2-89  
Washer, Flt, .50 Ss, 2-19 , 2-69  
Washer, Flt, .50 Std, 2-5 , 2-51 , 2-75 ,  
2-83  
Washer, Flt, .62 Sae, 2-49 , 2-59  
Washer, Flt, #06, 2-11 , 2-23 , 2-59  
Washer, Flt, #08, 2-63  
Washer, Flt, #10 Ss, 2-11 , 2-71 , 2-73  
Washer, Flt, #10, 2-41 , 2-104 , 2-108 ,  
2-112 , 2-115 , 3-47 , 3-49  
Washer, Lock, Ext, .025 Ss, 3-51  
Washer, Lock, Int, .38, 2-99  
Washer, Retainer, 2-23  
Washer, Spacer, 2-21 , 2-43 , 2-45  
Washer, Spherical, 2-25  
Washer, Thrust, 2-43 , 2-45 , 4-51  
Wrench, Hydrant, 3-22  
Wrench, Socket, Deep, 30mm, 2-25

### Y

Yoke, 2-25





# We Need Your Help...

As part of Tennant's Zero Defects Program, we want to know about errors you have found or suggestions you may have regarding our machine manuals. If you find an error or have a suggestion, please complete this postage-paid form and mail it to us. Thank you for helping us make zero defects a way of life at Tennant.

Manual No. \_\_\_\_\_ Rev. No. \_\_\_\_\_ Publish Date \_\_\_\_\_ Page \_\_\_\_\_  
Machine \_\_\_\_\_  Report Error  Suggestion

---

---

---

---

---

---

---

---

---

---

---

---

---

---

---

---

---

---

---

---

Name \_\_\_\_\_ Date \_\_\_\_\_

Customer Number \_\_\_\_\_

Company \_\_\_\_\_

Address \_\_\_\_\_


City/State/Zip Code \_\_\_\_\_



**TENNANT COMPANY**  
 Technical Publications #15  
 701 North Lilac Drive  
 P.O. Box 1452  
 Minneapolis, MN 55440-9947

POSTAGE WILL BE PAID BY ADDRESSEE

**BUSINESS REPLY MAIL**  
 FIRST CLASS MAIL PERMIT NO. 94 MINNEAPOLIS, MN



NO POSTAGE  
 NECESSARY  
 IF MAILED  
 IN THE  
 UNITED STATES



Fold along dotted lines

Tape here





## We Need Your Help...

As part of Tennant's Zero Defects Program, we want to know about errors you have found or suggestions you may have regarding our machine manuals. If you find an error or have a suggestion, please complete this postage-paid form and mail it to us. Thank you for helping us make zero defects a way of life at Tennant.

Manual No. \_\_\_\_\_ Rev. No. \_\_\_\_\_ Publish Date \_\_\_\_\_ Page \_\_\_\_\_  
Machine \_\_\_\_\_  Report Error  Suggestion

---

---

---

---

---

---

---

---

---

---

---

---

---

---

---

---


Name \_\_\_\_\_ Date \_\_\_\_\_  
Customer Number \_\_\_\_\_  
Company \_\_\_\_\_  
Address \_\_\_\_\_  
City/State/Zip Code \_\_\_\_\_



**TENNANT COMPANY**  
 Technical Publications #15  
 701 North Lilac Drive  
 P.O. Box 1452  
 Minneapolis, MN 55440-9947

POSTAGE WILL BE PAID BY ADDRESSEE

**BUSINESS REPLY MAIL**  
 FIRST CLASS MAIL PERMIT NO. 94 MINNEAPOLIS, MN



NO POSTAGE  
 NECESSARY  
 IF MAILED  
 IN THE  
 UNITED STATES



Fold along dotted lines

Tape here

